



SS/F002/6.2/R0

**SIMBHAOLI
SUGARS****Simbhaoli Sugars Limited****CIN-L15122UP2011PLC044210**

Regd. Office :

Simbhaoli - 245 207, Distt. Hapur U.P. (INDIA)

Tel : (05731) 223117, 223118, 223023

Fax: (05731) 223039, 223262

E-mail : info@simbhaolisugars.com

www.simbhaolisugars.com

September 05, 2023

The Manager - Listing
National Stock Exchange of India Limited,
Exchange Plaza, Bandra Kurla Complex,
Bandra- (East),
Mumbai - 400 051.

Department of Corporate Services
BSE Limited,
Corporate Relationship Dept.,
P. J. Towers, Dalal Street,
Mumbai - 400 001

Scrip Code: NSE: SIMBHALS BSE: 539742**Ref: Regulation 34 of SEBI (Listing Obligations and Disclosure Requirements)
Regulations, 2015****Sub: Corrigendum to the Annual Report for FY 2022-23**

Dear Sir,

This is in furtherance to our letter dated September 04, 2023 wherein the Company had submitted its Annual Report along with the Notice of the 12th AGM to be held on Thursday, September 28, 2023 at 11.00 a.m. (IST) via Video Conference / Other Audio Visual Means

This is to inform you that an inadvertent error was noticed in the Annual Report FY 2022-23 after the same was dispatched on September 04, 2023 through email.

In this regard, please note the following changes made in the Annual Report FY 2022-23:

In **Item No. 6 "Re-appointment of Mr. Sachchida Nand Misra (DIN: 06714324) as Whole Time Director designated as Chief Operating Officer and approval of payment of remuneration"** included in the Notice of Twelfth (12th) Annual General Meeting of the Company, the **Basic Salary** proposed is **Rs.2,27,000/-** instead of **Rs.2,21,000/-**.

Specialty Sugars**Potable Alcohol****Ethanol****Power**

(AN ISO 9001 : 14001 & FSSC 22000 CERTIFIED COMPANY)
GSTIN No. : 09AAPCS7569A1ZV & PAN No. : AAPCS7569A
Tel. : 0120-2427155 Fax : 0120-2427166

We are enclosing herewith the Annual Report of the Company along with the Notice of the 12th AGM and other Statutory Reports for FY 2022-23 after incorporation of the above changes and the same is also available on the website of the Company at <https://www.simbhaolisugars.com/annual-report.php>.

You are requested to take the above submissions in your records.

Thanking you

Yours faithfully,

For Simbhaoli Sugars Limited

Shubham Kandhway
Company Secretary
M.No. - F 10757



**12th ANNUAL REPORT
2022-23**



BOARD OF DIRECTORS



Gurmit Singh Mann
Non-Executive Non Independent Director
Chairman



Gursimran Kaur Mann
Managing Director



Sachchida Nand Misra,
Whole Time Director
(Chief Operating Officer)



Gurpal Singh
Non-Executive Non
Independent Director



Har Prasad Kain
Independent
Director



**Justice Chandra
Kishan Mahajan* (Retd.)**
Independent
Director



Atul Mahindru
Independent Director



Shyam Sunder
Independent Director



Aseem Sehgal
Independent Director

*resigned w.e.f. May 30, 2023



CHAIRMAN'S MESSAGE



Gurmit Singh Mann
Chairman

Dear Stakeholders,

I am delighted to present our 12th Annual Report for the Financial Year (FY) 2022-23.

The global economy experienced slower growth at 3.2% in 2022-23, influenced by geopolitical conflicts and inflationary pressures. These challenges had far-reaching impacts on consumer spending, trade, energy costs, and overall economic activity, resulting in heightened inflation rates and the implementation of aggressive monetary policies.

Looking ahead, analysts predict ongoing global economic challenges in 2023-24, with a possibility of a mild recession in global economy. Despite these uncertainties, there are promising signs of recovery, including the expected moderation of inflation and the reopening of the Chinese economy. However, it's essential to remain cautious, as uncertainties persist, such as stress in banking systems, geopolitical conflicts, and fluctuations in energy markets, which could impact the global economic recovery.

In contrast, the Indian economy displayed remarkable resilience, achieving a growth rate of 6.8% in 2022-23. Factors like the decline in Covid-19 cases, government initiatives promoting manufacturing and investment, and advancements in digital infrastructure contributed to this growth. However, the economy faced inflationary pressures due to rising crude oil prices, prompting interest rate hikes by the Reserve Bank of India.

Looking forward, the Indian economy is projected to grow at 5.9% in 2023, driven by robust domestic demand, increased consumption, and government efforts to stimulate private investments. While the outlook is promising, it's crucial to be mindful of potential risks, such as weak global demand impacting exports and volatility in food and crude oil prices.

In the global sugar sector, production is expected to rise, with Brazil and Thailand offsetting the decline in India. The industry is witnessing growth in sugar consumption, particularly in emerging regions like India and China. Additionally, the focus on boosting ethanol production presents significant opportunities for the sector, with India achieving 10% ethanol blending in ahead of target date and aiming to achieve 20% ethanol blending by 2025.

Furthermore, as part of its G20 presidency, India has proffered the concept of a Global Biofuel Alliance (GBA), a collaborative effort uniting nations to expand and cultivate new markets for sustainable biofuels. This endeavour involves identifying and nurturing markets with a high potential for sustainable biofuel production, accelerating technology implementation, and establishing consensus on performance-based sustainability evaluations and frameworks.

At Simbhaoli Sugars, we have consistently strived to enhance our sales and distribution channels, including through our e-commerce platform, to provide ease and convenience to our valued customers. Our sugar brand, 'Trust,' has gained widespread acceptance in the hospitality industry, strengthening our market position. We continue to launch new products, and new packaging sizes to meet the demands of our customers and pursue further penetration of existing markets. We continue to leverage technology both in our operations, but also in our sales and marketing activities to boost the productivity of our employees.

While our sugar operations have encountered challenges due to pest infestations and weather conditions impacting sugar recovery, we are diligently implementing measures to address these issues and enhance our operational performance. We are committed to further improving our operational efficiency at all our plants. Our distillery operations have made notable strides in producing ethanol through the B-Heavy route, aligning with our commitment to renewable energy.

In recent years, we have successfully introduced three new whisky brands that have garnered positive responses from the domestic market, paving the way for new business opportunities.

In conclusion, the global and Indian sugar sectors present both challenges and opportunities. The government's supportive policies have significantly benefited the sector, but we remain aware of uncertainties in the global economy and regulatory risks. Nonetheless, Simbhaoli Sugars stands resilient and remains dedicated to capitalizing on opportunities, particularly in the ethanol business, to secure a sustainable and prosperous future.

With the unwavering support of all our stakeholders, we are firmly committed to guiding the Company towards greater heights and leadership in the industry. We extend our heartfelt gratitude to our dedicated farmers, employees, and workers for their unwavering efforts, which have propelled the Company's steady growth.

As we look forward to another promising sugar season starting from October 2023, we also extend our prayers for the safety and good health of everyone involved. Together, we shall overcome challenges and embrace opportunities, forging a path to success for Simbhaoli Sugars.

Best Wishes
Gurmit Singh Mann

COMMUNITY OUTREACH

EMPOWERING FARMERS AND ENRICHING LIVES

At Simbhaoli, we recognize the invaluable role of Indian farmers in sustaining our nation's prosperity. However, we also understand the myriad challenges they face, from dependence on monsoons for irrigation to the adverse effects of climate change. Erratic weather patterns and rising temperatures exacerbate their already uncertain livelihoods, leading to low productivity and incomes. As a responsible corporate entity, our intention is to support farmers and their communities in overcoming these hurdles and fostering sustainable and higher-income farming practices.

To achieve this goal, our dedicated field officers work closely with farmers throughout the crop cycle. They provide expert guidance on soil and seed management, fertilizer and insecticide use, ratoon management, and the selection of suitable agricultural inputs. We have also introduced innovative approaches like inter and multi-cropping, encouraging farmers to grow vegetables alongside sugarcane. This not only increases land productivity but also mitigates the risks of crop failure, thereby boosting cane yield.

As part of our commitment to sustainable agriculture, we have initiated the use of drip irrigation systems. This cutting-edge method ensures water and nutrients are efficiently delivered to plant roots, leading to water conservation and enhanced crop yields. Additionally, we organize workshops, field trials, and training programs to promote sugarcane development and encourage farmers to adopt micronutrients and bio manure.

Beyond these agricultural endeavors, our pride lies in the positive impact of our community outreach programs. Through the Simbhaoli India Foundation (SIF), we actively support education, healthcare, water resources, social welfare, and infrastructure development. Our special focus is on empowering the girl child through education, health initiatives, employment opportunities, and upskilling programs.

Our commitment to societal development transcends organizational boundaries. We continuously strive to enhance the well-being of rural families through knowledge enhancement and empowerment. Working hand in hand with SIF, we have witnessed young children embracing the joy of schooling, teenagers gaining access to higher education, and the entire community benefiting from quality healthcare facilities.

Environmental preservation is another aspect of our community outreach. We emphasize afforestation and ensure the upkeep of clean, unclogged drains to promote a healthier environment for our communities. Furthermore, we contribute to building all-weather roads, effectively ending years of isolation for remote villages and improving connectivity.

In our quest to foster unity and joy among rural communities, we celebrate festivities together. By actively engaging farmers in innovative farming practices like inter-cropping, multi-cropping, and drip irrigation, we enable them to explore new income-boosting methods. For the past few years, we have also re-initiated our Annual Farmer Awards functions at the units, where we highlight the work and achievements of young and experienced farmers alike, reward those who have delivered the highest yields and productivity and those who have adopted technology and best farming practices to deliver superior results. These awards also serve as a platform for us to invite leading agricultural scientists and others to share their insights and learnings with our farmer partners.

As we strive for economic development, our vision of becoming a model corporate citizen is brought to life through SIF's tangible actions. Our community outreach programs have positively impacted over 1,30,000 villagers in the vicinity of Simbhaoli's Complexes, making a significant difference in the lives of rural families and farmers.

At Simbhaoli, we remain committed to enhancing the well-being of our communities and fostering a sustainable and prosperous future. By empowering farmers and enriching lives, we are driven by our responsibility as a corporate entity to contribute to a brighter and more inclusive India.



MISSION, VISION AND VALUES

MISSION

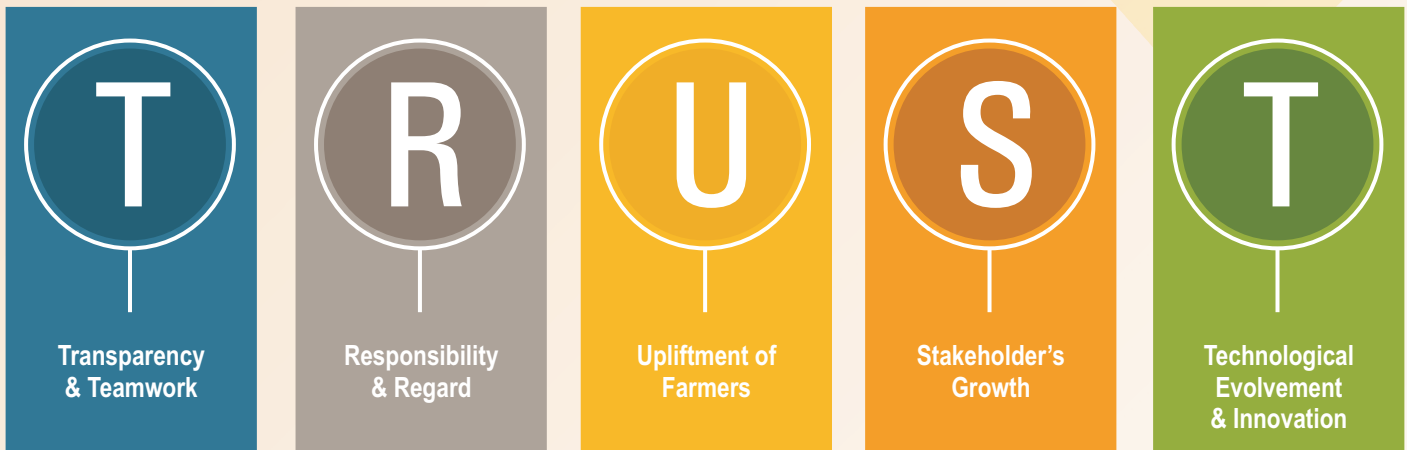
Our Mission is to deliver world-class quality products to our customers; remain committed to sustainable business practices; nurture a global work culture; and build a financially strong, growth-oriented company.

VISION

Our Vision is to be an innovative, values and technology-driven Agri-Processing and FMCG company or manufacturing as well as marketing a wide range of value-added consumer products through a well-diversified portfolio of trusted brands, while driving rural growth and development.

VALUES WE LIVE BY

Simbhaoli Sugars Limited (“SSL”) has always been values-driven. The five core values that underpin the way we conduct our business activities are:



Transparency & Teamwork

1. We have built a work culture based on merit, integrity, transparency and inclusiveness.
2. We aspire to be an organization that is constantly learning and adapting.
3. We believe great work can only be done by teams, not individuals.

Responsibility & Regard

1. We value our customers, and put consumer-centricity at the core of all our decisions.
2. We behave responsibly as a global corporate citizen, and encourage all our stakeholders to do the same as well.

Upliftment of Farmers

1. We put farmers first; they are at the core of what we do.
2. Rural upliftment has been the core driving objective for our company across generations.

Stakeholder's Growth

1. We aim to constantly enhance Stakeholders' Value.
2. We endeavour to enhance the Brand Value that has been built and accumulated over multiple decades.

Technical Evolvement & Innovation

1. We encourage ideas, innovation, excellence, entrepreneurship and technological advancement.
2. We leverage world-class technology across all aspects of our business.



The Healthier Sugar

Since 1933, Simbhaoli has played key role in making life a little sweeter on a daily basis



OUR BRANDS

Delighting Consumers, Quenching Thirst, Protecting Health, and Nurturing Farms!

FOOD

Indulgence and Innovation: Our Range of Food Products Catering to Millions of Consumers!

Our range of food products, sold under recognized household names like Trust Classic, Sunehra, and G-Low, caters to the diverse preferences of millions of consumers. At Simbhaoli, we not only offer kitchen staples but also innovative options to meet changing dietary needs.

TRUST CLASSIC :

- Pure and untouched sugar, perfected over 87 years
- Includes Trust Classic White Refined Sugar and Mishri
- Ideal for sweetening, available in various sizes



G-LOW:

- Focuses on health-conscious consumers
- G-Low Sugar has 30% lower Glycemic Index (GI) than regular sugar
- Supports weight management and regulates blood sugar levels



SUNEHRA:

- Emphasizes health and well-being with natural ingredients
- Offers Sunehra Brown Mineral Sugar, Jaggery (Gur), and Jaggery Powder (Shakkar)
- Rich in nutrients and taste, with no added chemicals



Our food products are enjoyed by over 200 million consumers, and our commitment to quality and innovation ensures a delightful experience with every sip. Trust in our brands to enrich your daily life and empower your health goals while savoring the sweetness of life.

BEVERAGES

Introducing Sipp - Your Personal Supercharge for Thirsty Moments!

Sipp is the perfect solution for when you need hydration or a burst of fruity flavors. You have the freedom to control your refreshment by deciding the number of sips you need to quench your thirst and invigorate your senses.

SIPP FRUIT DRINK MIXES:

- Instant fruit drink mix packed with real fruits and vitamins
- Enjoy tangy lemon, mango, and orange delight flavors
- No preservatives or cholesterol, suitable for all age groups



SIPP TENDER COCONUT WATER:

- Real coconut water enriched with vitamin B and potassium
- Provides energy and aids digestion
- Quick to prepare and instantly prepares 7.5 liters of fresh coconut water

SIPP COCONUT WATER:

- Packed with real coconut water, enriched with vitamin B and potassium
- Low-calorie drink for hydration and post-workout replenishment

Stay refreshed and energized with Sipp, your ultimate choice for delightful and nourishing beverages.

HOME & PERSONAL CARE ESSENTIALS

Trust Hand Sanitizers & Multi-Surface Disinfectants: Your Shield in Uncertain Times, Uniting India for a Safer Tomorrow!

Hand Sanitizers:

- Alcohol-based, go-to solution for virus and bacteria protection
- Fragrant and gentle on hands without drying them
- Available in portable sizes and dispensers for on-the-go protection



MULTI-SURFACE DISINFECTANTS:

- Ensuring clean and hygienic surfaces to complement hand sanitization
- Available in various sizes and fragrances for homes, offices, and other places
- Effective formula recommended by Ministry of Health & Family Welfare



Lime Fragrance and Lime Fragrance with Neem Extract:

- One solution for all surfaces, fighting all forms of viruses and bacteria
- Leaves a pleasant fragrance while providing protection
- Available in various sizes for all needs, including concentrated options



Choose Trust Home & Personal Care products for comprehensive and reliable protection for you and your loved ones.

AGRI INPUTS

Nurturing farms, enriching soil, and cultivating a sustainable tomorrow – Choose SOM for a greener, healthier future!

Our SOM brand products prioritize the health of farmers' farms and soil. With over 8 decades of expertise and collaboration with over 1 lakh farmers, we offer innovative and sustainable solutions. Our wide range includes Organic Bio-Manures, Bio-Compost, Plant Nutrients, Plant Growth Regulators, and Herbicides, catering to all crop lifecycles.

Built on natural, organic, and microbe-rich nutrients, our products suit farmers of all scales, farm producer organizations, plantations, and food processing companies seeking organic options. We harness the power of Neem, crafting some products with press mud and neem cake, resulting in nutrient-rich organic manures beneficial for plant growth and soil fertility.

Our **SOM Bio-Organic Manure** enhances soil structure, nutrient retention, and crop yield, making it ideal for sustainable farming. Committed to sustainability and eco-friendliness, it's non-toxic and contributes to a greener future. Continuously refining based on farmer feedback and research, we stay at the forefront of agricultural advancements.

SOM Neem Plus is another standout, offering organic manure and pest management. Its blend of aerobic microbial culture, press mud, and neem cake shields plant roots and enriches soil. With neem cake's natural properties, it reduces alkalinity, improves soil texture, and acts as an insecticide, ensuring overall plant wellbeing.

Empowering farmers for healthier plant growth and soil fertility, our SOM range benefits terrace and balcony gardens, vegetables, fruits, and flowers. By choosing SOM, you embrace 100% organic solutions, securing a greener and healthier tomorrow for farming and the environment. Trust in us for a sustainable and prosperous future.



CORPORATE INFORMATION

BOARD OF DIRECTORS

Non-Executive (Non Independent) Directors

Gurmit Singh Mann (Chairman)
Gurpal Singh

Independent Directors

H. P. Kain
Shyam Sunder
Atul Mahindru
Aseem Sehgal
Justice C. K. Mahajan (Retd.)
(resigned w.e.f. May 30, 2023)

Executive Directors

Gursimran Kaur Mann
(Managing Director)

S. N. Misra
(Whole Time Director- Designated
as Chief Operating Officer)

KEY MANAGERIAL PERSONNEL

Gursimran Kaur Mann
(Managing Director)

S. N. Misra
(Whole Time Director- Designated
as Chief Operating Officer)

D. C. Popli
(Chief Financial Officer)

Kamal Samtani
(Company Secretary- Resigned
w.e.f. 31, 2023)

Shubham Kandhway
(Company Secretary-
w.e.f. May 26, 2023)

BOARD COMMITTEES

Audit Committee

H. P. Kain (Chairman)
Shyam Sunder
Aseem Sehgal

Stakeholders' Relationship Committee

H. P. Kain (Chairman)
Gurmit Singh Mann
Shyam Sunder

Nomination and Remuneration Committee

H. P. Kain (Chairman)
Gurmit Singh Mann
Shyam Sunder

REGISTERED OFFICE

Simbhaoli, District Hapur,
Uttar Pradesh 245 207

ADMINISTRATIVE AND MARKETING OFFICE

A-112, Sector-63, Noida
Uttar Pradesh 201 301

REGISTRAR AND SHARE TRANSFER AGENT

MAS Services Limited,
T-34, 2nd Floor, Okhla Industrial Area,
Phase- II, Delhi 110 020
Phone: +91 11 2638 72 81/82/83
Email: Info@masserv.com

INVESTOR RELATION

Write us at:
Info@masserv.com, or
investors@simbhaolisugars.com

AUDITORS

Mittal Gupta & Co.
Chartered Accountants
14 Ratan Mahal 15/197
Civil Lines, Kanpur -208001
Tel: 0512-2303234, 2303235
E-mail: mgco@mgcoca.in

BANKERS

State Bank of India
Punjab National Bank
Bank of India
Bank of Baroda
ICICI Bank
UCO Bank
EXIM Bank
UP Co-Operative Bank
District Co-Operative Bank, Ghaziabad

MANUFACTURING UNITS AND DISTILLERIES

Simbhaoli, District Hapur,
Uttar Pradesh 245 207

Brijnathpur, District Hapur,
Uttar Pradesh 245 101

Chilwaria, District Bahiraich,
Uttar Pradesh 271 801

SUBSIDIARY AND ASSOCIATE COMPANIES

Integrated Casetech Consultants
Private Limited
Simbhaoli Specialty Sugars
Private Limited
Simbhaoli Power Private Limited

SECTIONS AT A GLANCE

Notice of the 12th AGM	1-13
Boards' Report	14-20
Management Discussion & Analysis	21-24
Corporate Governance Report	25-54
Standalone Financial Statements	55-108
Consolidated Financial Statements	109-168

NOTICE

Notice is hereby given that the Twelfth (12th) Annual General Meeting (AGM) of the members of Simbhaoli Sugars Limited will be held at 11:00 AM IST on Thursday, September 28, 2023 through Video Conferencing ("VC") / Other Audio Visual Means ("OAVM") to transact the following businesses:

ORDINARY BUSINESSES**1. Adoption of Audited Standalone Financial Statements**

To receive, consider and adopt the Audited Standalone Financial Statements of the Company for the financial year ended March 31, 2023, together with the Reports of the Board of Directors and Auditors thereon.

2. Adoption of Audited Consolidated Financial Statements

To receive, consider and adopt the Audited Consolidated Financial Statements of the Company and its subsidiaries for the financial year ended March 31, 2023, together with the Report of the Auditors thereon.

3. Appointment of Mr. Gurmit Singh Mann (DIN: 00066653) as Director, liable to retire by rotation

To consider and if thought fit to pass, the following resolution as an **Special Resolution**:

"RESOLVED THAT pursuant to Section 152 and other applicable provisions of the Companies Act, 2013 and Regulation 17(1A) of the Securities and Exchange Board of India (Listing Obligations and Disclosure Requirements) Regulations, 2015 (including any modification(s) or re-enactment thereof, for the time being in force) and other applicable laws and regulations, if any, approval of the members of the Company be and is hereby accorded for re-appointment of Mr. Gurmit Singh Mann (DIN: 00066653), who retires by rotation and, being eligible, offers herself for reappointment and who has attained the age of seventy five (75) years, as a Director of the Company, liable to retire by rotation."

SPECIAL BUSINESSES**4. Ratification of Cost Auditor's Remuneration for FY 2023-24**

To consider and if thought fit to pass, the following resolution as an **Ordinary Resolution**:

"RESOLVED THAT pursuant to the provisions of Section 148 and other applicable provisions, if any, of the Companies Act, 2013 read with the Companies (Audit and Auditors) Rules, 2014, (including any statutory modification(s) or re-enactment(s) thereof, for the time being in force), the Company hereby ratifies the remuneration of Rs.3,00,000/- (Rupees Three Lakhs only) plus applicable taxes and reimbursement of out-of-pocket expenses, payable to Mr. Satnam Singh Saggu, Cost Accountant (Membership Number 10555), who are reappointed by the Board of Directors of the Company as Cost Auditors, to conduct the audit of the cost records maintained by the Company for the financial year ending March 31, 2024.

RESOLVED FURTHER THAT the Board of Directors of the Company (including any Committee thereof) be and is hereby authorized to do all acts and take all such steps as may be necessary, proper, or expedient to give effect to this resolution."

5. Re-appointment of Ms. Gursimran Kaur Mann (DIN: 00642094) as Managing Director and approval of payment of remuneration

To consider and if thought fit to pass, the following resolution as a **Special Resolution**:

"RESOLVED THAT, pursuant to the provisions of Sections 196, 197 and 198 read with Schedule V and other applicable provisions, if any, of the Companies Act, 2013 (hereinafter referred as 'the Act') and rules made thereunder, including any statutory modification(s) or re-enactment thereof for the time being in force, the consent of the members of the Company be and is hereby accorded to the appointment of Ms. Gursimran Kaur Mann (DIN- 00642094) as the Managing Director of the Company for a period of three (3) years with effect from August 2, 2023 till August 1, 2026 with a liberty to the Board of Directors (hereinafter referred to as the 'Board', which term shall be deemed to include any Committee(s) constituted/to be constituted by the Board to exercise its powers including the powers conferred by this Resolution) for variation of the terms and conditions as set out in the explanatory statement, subject to the restrictions, if any, contained under the applicable provisions of the Act or otherwise as may be applicable in law as follows:

Designation: Managing Director

Period: August 2, 2023 till August 1, 2026

I. Basic Salary: Rs. 3,00,000 per month with such increments as may be decided by the Board of Directors of the Company from time to time within the permissible limits under the provisions of the Act.

II. Family Allowance: Rs. 69,570 per month with such increase as may be decided by the Board of Directors of the Company from time to time within the permissible limits under the provisions of the Act.

III. Bonus: The amount to be paid as per rules as applicable to the senior grade employees of the Company.

IV. Perquisites: In addition to the Basic Salary and Family Allowance, she shall also be entitled to the following perquisites and allowances as may be decided by the Board of Directors of the Company from time to time within the permissible limits under the provisions of the Act:

i. Housing:

a) Residential accommodation or House Rent Allowance to the extent of 60% of Basic Salary.

b) Expenses pertaining to gas, electricity, water and other utilities will be borne/ reimbursed by the Company.

c) The Company shall provide such furniture and furnishing as may be required by the Managing Director at her residence as per the rules of the Company.

ii. Leave Travel Concession: Reimbursement of all the expenses (like travel fare, lodging, boarding, conveyance and other expenses) incurred for self and her family during leave travel periods, wherever undertaken, whether in India or abroad as per the rules of the Company.

iii. Medical Reimbursement: Reimbursement of actual medical expenses incurred in India and/or abroad and including hospitalization, nursing home and surgical charges for self and her family. In case of any medical treatment abroad, the travelling, boarding and lodging expenses for patient and attendants will also be payable as per the rules of the Company.

iv. Club Memberships: Subscription or reimbursement of membership fees for clubs in India and/or abroad, including admission and life membership fees as per the rules of the Company.

v. Entertainment Expenses: Reimbursement of entertainment expenses incurred in the course of business as per the rules of the Company.

- vi. **Personal Accident Insurance:** Personal accident insurance policies in accordance with the Scheme applicable to senior grade employees as per the rules of the Company.

Explanation: Perquisites shall be evaluated as per Income Tax Rules, wherever applicable and in the absence of any such rule, perquisites shall be evaluated at the cost on actual basis.

- V. **Commission:** Commission at the rate of 1% (one per cent) of the net profits of the Company for each financial year as may be computed, while approving the financial statements for the respective financial year by the Board and payable after adoption of the same at the Annual General Meeting of the members of the Company.

VI. Others:

- i. **Contribution to Provident Fund:** Company's contribution to Provident Fund equivalent to 12% of Basic Salary or up to such amount as may be decided by the Board of Directors of the Company from time to time within the permissible limits under the law.
- ii. **Contribution to Superannuation Fund:** Company's contribution to Superannuation Fund equivalent to 5% of Basic Salary or up to such amount, as may be decided by the Board of Directors of the Company from time to time within the permissible limits under the law.
- iii. **Gratuity:** Gratuity at the rate of half month's basic salary for each completed year of service subject to the Company's rules in this regard.
- iv. **Leave Entitlement:** As per the rules of the Company. However, encashment of the un-availed leave may be allowed by the Board at the end of the tenure.
- v. **Conveyance:** Company's chauffeur driven car(s) for the business as per the rules of the Company.
- vi. **Communication Facilities:** The Company shall provide telephone, mobile handsets, telefax and other communication facilities to the Managing Director's at her residence as may be required for the Business of the Company.

vii. **Assistance:** Managing Director may also be provided assistance at her residence as may be required for the Business of the Company.

"RESOLVED FURTHER THAT, in case the Company has, in any financial year, no profits or if its profits are inadequate anytime during the period of appointment, the Managing Director shall be paid the aforesaid remuneration as the minimum remuneration, with the liberty to the Board of Directors to revise, amend, alter and vary the terms and conditions relating to the remuneration payable to the Managing Director in such manner as may be permitted in accordance with the provisions of Section II of Part II of Schedule V to the Companies Act, 2013 including any statutory modification(s) or re-enactment thereof, as may be agreed to by and between the Board and the Managing Director."

"RESOLVED FURTHER THAT, the aforesaid appointment shall be subject to the following terms and conditions:

- i. Managing Director shall not be entitled to any sitting fee for attending meetings of the Board and/or Committee(s) thereof;
- ii. The appointment may be terminated by either party giving the other party three months' notice or paying three months' salary in lieu thereof;
- iii. If at any time the Managing Director ceases to be a director of the Company for any reason whatsoever, she shall cease to be the Managing Director of the Company; and
- iv. The office of the Managing Director will be subject to retirement by rotation."

"RESOLVED FURTHER THAT, pursuant to the provisions of Section 197 and other applicable provisions, if any, of the Companies Act 2013 read with Schedule V thereto (including any amendment(s), statutory modification(s) or re-enactment(s) thereof for the time being in force), Companies (Appointment and Remuneration of Managerial Personnel) Rules 2014, and in recommendation of the Nomination and Remuneration Committee of the Board of Directors of the Company, the consent of the members of the Company be and is hereby accorded in case required necessary, to waive off the recovery of minimum remuneration paid or payable to the aforesaid Whole Time Director of the Company within the limits of the Schedule V to the Companies Act, 2013."

"RESOLVED FURTHER THAT for the purpose of giving effect to this resolution, the Board of Directors of the Company be and are hereby authorized, subject to the applicable provisions of Companies Act, 2013 (including any statutory modifications and re-enactments thereof), to vary or alter the terms and conditions in such manner as it may deem fit.

"RESOLVED FURTHER THAT the Board of Directors of the Company be and are hereby authorised to take all such steps as may be necessary, proper or expedient to give effect to this resolution."

6. Re-appointment of Mr. Sachchida Nand Misra (DIN: 06714324) as Whole-time Director designated as Chief Operating Officer and approval of payment of remuneration

To consider and if thought fit to pass, the following resolution as a **Special Resolution:**

"RESOLVED THAT, pursuant to the provisions of Sections 196, 197 and 198 read with Schedule V and other applicable provisions, if any, of the Companies Act, 2013 (here in after referred as 'the Act') and rules made there under, including any statutory modification(s) or re-enactment thereof for the time being in force, the consent of the members of the Company be and is hereby accorded for the appointment of Mr. Sachchida Nand Misra (DIN : 06714324) as the Whole Time Director of the Company for a period of three years with effect from September 18, 2023 to September 17, 2026 with a liberty to the Board of Directors (here in after referred to as the Board, which term shall be deemed to include any Committee(s) constituted or to be constituted by the Board to exercise its powers including the powers conferred by this Resolution) for variation of the terms and conditions as set out in the explanatory statement, subject to the restrictions, if any, contained under the applicable provisions of the Act or otherwise as may be applicable in law as follows:

Designation: Chief Operating Officer

Period: From September 18, 2023 to September 17, 2026

- I. **Basic Salary:** Rs.2,27,000 per month, with such increments as may be decided by the Board of Directors of the Company from time to time within the permissible limits under the provisions of the Act.
- II. **Family Allowance:** Rs.2,20,220 per month with such increase as may be decided by the Board of Directors of the Company from time to time within the permissible limits under the provisions of the Act.
- III. **Bonus:** The amount to be paid as per rules as applicable to the senior grade employees of the Company.
- IV. Other emoluments, benefits and the perquisites as per service rules of the Company, as may be approved by the Board of Directors of the Company from time to time. Apart from the above, he shall also be entitled to the following benefits which shall not be included in computation of the aforesaid remuneration:

- i) Residential accommodation or House Rent Allowance to the extent of 60% of Basic Salary as may be decided by the board from time to

time.

- ii) Car facilities for the business of the Company. The type make and model of the car shall be decided by the Board from time to time.
- iii) Reimbursement of travelling, boarding, lodging, hotel and other expenses incurred for the business of the Company as per the travelling policy of the Company.
- iv) Telephone/internet connection (s) to be used for the business of the Company.
- v) Company's contribution to the provident fund, as per rules, presently to the extent of 12% of the Basic Salary.
- vi) Gratuity payable at the rate not exceeding half a month's salary for each completed year of service in the Company subject to the Company's rules in this regard."

"RESOLVED FURTHER THAT, the aforesaid appointment shall be subject to the following terms and conditions:

- i) Chief Operating Officer shall not be entitled to any sitting fee for attending meetings of the Board and/ or Committee(s) there of;
- ii) The appointment may be terminated by either party giving the other party two months' notice or paying two months' salary in lieu thereof;
- iii) If at any time the Chief Operating Officer ceases to be a director of the Company for any reason whatsover, he may continue to act as the Chief Operating Officer on such terms and conditions as may be decided by the Board of Directors of the Company; and
- iv) The office of the Chief Operating Officer will be subject to retirement by rotation."

"RESOLVED FURTHER THAT, in case the Company has, in any financial year, no profits or if its profits are inadequate anytime during the period of appointment, the Whole Time Director shall be paid the aforesaid remuneration as the minimum remuneration, with the liberty to the Board of Directors to revise, amend, alter and vary the terms and conditions relating to the remuneration payable to the Whole Time Director in such manner as may be permitted in accordance with the provisions of Section II of Part II of Schedule V to the Companies Act, 2013 including any statutory modification(s) or re-enactment thereof, as may be agreed to by and between the Board and the Chief Operating Officer."

"RESOLVED FURTHER THAT, pursuant to the provisions of Section 197 and other applicable provisions, if any, of the Companies Act 2013 read with Schedule V there to (including any amendment(s), statutory modification(s) or re-enactment(s) thereof for the time being in force), Companies (Appointment and Remuneration of Managerial Personnel) Rules 2014, and in recommendation of the Nomination and Remuneration Committee of the Board of Directors of the Company, the consent of the members of the Company be and is hereby accorded that if necessary, to waive off the recovery of minimum remuneration paid or payable to the aforesaid Whole Time Director of the Company within the limits of the Schedule V to the Companies Act, 2013"

"RESOLVED FURTHER THAT for the purpose of giving effect to this resolution, the Board of Directors of the Company be and are hereby authorized, subject to the applicable provisions of Companies Act, 2013 (including any statutory modifications and re-enactments thereof), to vary or alter the terms and conditions in such manner as it may deem fit. "

"RESOLVED FURTHER THAT the Board of Directors of the Company be and are hereby authorised to take all such steps as may be necessary, proper or expedient to give effect to this resolution."

**By Order of the Board of Directors of
Simbhaoli Sugars Limited**

**Sd/-
Shubham Kandhway
Company Secretary
Membership No. FCS-10757**

**Date: 17.08.2023
Place: Simbhaoli**

NOTES:

1. The Ministry of Corporate Affairs ("MCA") inter-alia vide its General Circular Nos. 14/ 2020 dated April 8, 2020 and 17/2020 dated April 13, 2020, followed by General Circular Nos. 20/2020 dated May 5, 2020, and subsequent circulars issued in this regard, the latest being 10/2022 dated December 28, 2022 (collectively referred to as "MCA Circulars") has permitted the holding of the annual general meeting through Video Conferencing ("VC") or through other audio-visual means ("OAVM"), without the physical presence of the Members at a common venue. In compliance with the provisions of the Companies Act, 2013 ("the Act"), SEBI (Listing Obligations and Disclosure Requirements) Regulations, 2015 ("Listing Regulations") and MCA Circulars, the 12th Annual General Meeting ("Meeting" or "AGM") of the Company is being held through VC / OAVM on Thursday, September 28, 2023, at 11:00 a.m. (IST). The proceedings of the AGM deemed to be conducted at the Registered Office of the Company situated at Simbhaoli, District Hapur, Uttar Pradesh 245 207.
2. PURSUANT TO THE PROVISIONS OF THE ACT, A MEMBER ENTITLED TO ATTEND AND VOTE AT THE AGM IS ENTITLED TO APPOINT A PROXY TO ATTEND AND VOTE ON HIS/HER BEHALF AND THE PROXY NEED NOT BE A MEMBER OF THE COMPANY.
SINCE THIS AGM IS BEING HELD PURSUANT TO THE MCA CIRCULARS THROUGH VC OR OAVM, THE REQUIREMENT OF PHYSICAL ATTENDANCE OF MEMBERS HAS BEEN DISPENSED WITH. ACCORDINGLY, IN TERMS OF THE MCA CIRCULARS, THE FACILITY FOR APPOINTMENT OF PROXIES BY THE MEMBERS WILL NOT BE AVAILABLE FOR THIS AGM AND HENCE THE PROXY FORM, ATTENDANCE SLIP AND ROUTE MAP OF AGM ARE NOT ANNEXED TO THIS NOTICE.
3. Institutional Investors, who are Members of the Company, are encouraged to attend and vote at the AGM through VC/OAVM facility. Corporate Members/ Institutional Investors (i.e. other than individuals, HUFs, NRIs etc.) who are intending to appoint their authorized representatives pursuant to Sections 112 and 113 of the Act, as the case may be, to attend the AGM through VC or OAVM or to vote through remote e-voting are requested to send a certified copy of the Board Resolution to the Scrutinizer by e-mail at accsandeepjoshi@gmail.com with a copy marked to evoting@nsdl.co.in and investors@simbhaolisugars.com, **not later than 48 hours before the scheduled time of the commencement of the Meeting**. Corporate Members/ Institutional shareholders (i.e. other than individuals, HUFs, NRIs etc.) can also upload their Board Resolution/ Power of Attorney/Authority Letter etc. by clicking on the "Upload Board Resolution/Authority Letter" displayed under the "e-Voting" tab in their login.
4. The attendance of the Members attending the AGM through VC/OAVM will be counted for the purpose of reckoning the quorum under Section 103 of the Act.
5. As per the provisions of Clause 3.A.II. of the General Circular No. 20/ 2020 dated May 5, 2020, the matters of Special Business as appearing at Item Nos. 4, 5 and 6 of the accompanying Notice, are considered to be unavoidable by the Board and hence, forming part of this Notice.
6. The Explanatory Statement according to Section 102 of the Act setting out material facts concerning the business under Item Nos. 4, 5 and 6 of the Notice is annexed hereto. The relevant details, pursuant to Regulations 36(3) of the Listing Regulations and Secretarial Standard - 2 on General Meetings issued by the Institute of Company Secretaries of India, in respect of Directors seeking appointment/ re-appointment at the AGM are provided as an annexure to the Notice. Requisite declarations have been received from the Directors for seeking appointment/re-appointment.
7. The Members can join the AGM in the VC/OAVM mode 30 minutes before and 15 minutes after the scheduled time of the commencement of the Meeting by following the procedure mentioned in the Notice. Pursuant to Regulation 44(6) of Listing Regulations, the Company is also providing a live webcast of the proceedings of the AGM. The Members will be able to view the proceedings on National Securities Depository Limited's ("NSDL") e-Voting website at www.evoting.nsdl.com. The facility of participation at the AGM through VC/OAVM will be made available to at least 1,000 Members on a first come first served basis as per the MCA Circulars. This will not include large Shareholders (Shareholders holding 2% or more shareholding), Promoters, Institutional Investors, Directors, Key Managerial Personnel, Auditors etc. who are allowed to attend the AGM, without restriction on account of a first come first served basis.
8. The Notice convening the AGM has been uploaded on the website of the Company at www.simbhaolisugars.com and may also be accessed from the relevant section of the websites of the Stock Exchanges i.e. BSE Limited and National Stock Exchange of India Limited at www.bseindia.com and www.nseindia.com respectively. The AGM Notice is also available on the website of NSDL at www.evoting.nsdl.com.
9. **Book Closure: The Register of Members and the Share Transfer Books of the Company will be closed from Friday, September 22, 2023, to Thursday, September 28, 2023 (both days inclusive) for the purpose of this AGM.**
10. In terms of Regulation 40(1) of the Listing Regulations, as amended, securities of listed companies can be transferred only in dematerialized form with effect from April 1, 2019, except in case of request received for transmission or transposition of securities. Further, SEBI had fixed March 31, 2021, as the cutoff date for the re-lodgement of transfer deeds and the shares that are re-lodged for transfer shall be issued only in dematerialized mode. The requests for effecting transfer/transmission/transposition of securities shall not be processed unless the securities are held in the dematerialized form. Transfers of equity shares in electronic form are effected through the depositories with no involvement of the Company. Members holding shares in physical form are requested to consider converting their holdings to dematerialized form. Members can contact the Company's Registrar and Transfer Agent, sm@masserv.com / info@masserv.com ("Registrar" or "RTA") at investors@simbhaolisugars.com for assistance in this regard.
11. Members are requested to intimate changes, if any, about their name, postal address, e-mail address, telephone/mobile numbers, PAN, power of attorney registration, Bank Mandate details, etc. to their Depository Participant ("DP") in case the shares are held in electronic form and to the Registrar in case the shares are held in physical form, in prescribed Form No. ISR-1, quoting their folio number and enclosing the self-attested supporting document. Further, Members may note that SEBI has mandated the submission of PAN by every participant in the securities market.
12. As per the provisions of Section 72 of the Act, the facility for making a nomination is available for the Members in respect of the shares held by them. Members who have not yet registered their nominations are requested to register the same by submitting Form No. SH- 13. If a Member desires to cancel the earlier nomination and record a fresh nomination, he may submit the same in Form No. SH-14. Members who are either not desiring to register for Nomination or would want to opt-out, are requested to fill out and submit Form No. ISR-3. Members are requested to submit the said form to their DP in case the shares are held in electronic form and to the RTA in case the shares are held in physical form, quoting their folio no.
13. The format of the Register of Members prescribed by the MCA under the Act requires the Company/ Registrars and Share Transfer Agents to record additional details of Members, including their PAN details, e-mail address, bank details for payment of dividends, etc. Form No. ISR-1 for capturing additional details is available on the Company's website. Members holding shares in physical form are requested to submit the filled-in Form No. ISR-1 to the RTA in physical mode. Members holding shares in electronic form are requested to submit the details to their respective DP only and not to the Company or RTA.

14. Members holding shares in physical form, in identical order of names, in more than one folio are requested to send to the Company or RTA, the details of such folios together with the share certificates and self-attested copies of the PAN card of the holders for consolidating their holdings in one folio. A consolidated share certificate will be issued to such Members after making the requisite changes. The consolidation will be processed in demat form.
15. During the AGM, Members may access the electronic copy of the Register of Directors and Key Managerial Personnel and their shareholding maintained under Section 170 of the Act and the Register of Contracts and Arrangements in which Directors are interested maintained under Section 189 of the Act. Members desiring inspection of statutory registers and other relevant documents may send their request in writing to the Company at investors@simbhaolisugars.com latest by **Friday, September 22, 2023 (upto 3:00 p.m.)**.
16. To prevent fraudulent transactions, Members are advised to exercise due diligence and notify the Company of any change in address or demise of any Member as soon as possible. Members are also advised to not leave their Demat account(s) dormant for long. Periodic statements of holdings should be obtained from the concerned Depository Participant and holdings should be verified from time to time.
17. To support the 'Green Initiative', Members who have not yet registered their email addresses are requested to register the same with their DPs in case the shares are held by them in electronic form and with the Company in case the shares are held by them in physical form.
18. **Members may send a request to evoting@nsdl.co.in for procuring user id and password for e-Voting by providing Demat account number / Folio number and scanned copy of the Share Certificate (front and Back) or client master, or copy of Consolidated Account statement, PAN (self-attested scanned copy of PAN card), AADHAR (self-attested scanned copy of Aadhar Card).**

The Individual Shareholders holding securities in Demat mode are requested to follow steps mentioned below in Para 28 under Step 1 (A) i.e "Login method for remote e-Voting and joining the virtual meeting for Individual shareholders holding securities in Demat mode.

In terms of the SEBI circular dated December 9, 2020, on the e-Voting facility provided by Listed Companies, Individual shareholders holding securities in Demat mode are allowed to vote through their Demat account maintained with Depositories and Depository Participants. Shareholders are required to update their mobile number and email ID correctly in their Demat account to access the e-Voting facility.

19. According to the provisions of Section 108 of the Act read with Rule 20 of the Companies (Management and Administration) Rules, 2014 (as amended) and Regulation 44 of Listing Regulations (as amended), and the MCA Circulars, the Company is providing the facility of remote e-voting to its Members in respect of the business to be transacted at the AGM. For this purpose, the Company has entered into an agreement with NSDL for facilitating voting through electronic means, as the authorized agency. The facility of casting votes by a member using a remote e-voting system as well as e-voting during the AGM will be provided by NSDL.
20. Members of the Company holding shares either in physical form or in electronic form as of the cut-off date of Thursday, September 21, 2023, may cast their vote by remote e-Voting. The remote e-voting period commences on Sunday, September 24, 2023, at 9:00 a.m. (IST) and ends on Wednesday, September 27, 2023, at 5:00 p.m. (IST). The remote e-voting module shall be disabled by NSDL for voting thereafter. Once the vote on a resolution is cast by the Member, the Member shall not be allowed to change it subsequently. The voting rights of the Members (for voting through remote e-Voting before the AGM and e-Voting during the AGM) shall be in proportion to their share of the paid-up equity share capital of the Company as of the cut-off date of Thursday, September 21, 2023. Subject to receipt of the requisite number of votes, the Resolutions passed by remote e-voting are deemed to have been passed as if they have been passed at the AGM i.e., Thursday, September 28, 2023. The Notice of the AGM indicating the instructions for the remote e-voting process can be downloaded from the NSDL's website www.evoting.nsd.com or the Company's website www.simbhaolisugars.com.
21. Members will be provided with the facility for voting through an electronic voting system during the video conferencing proceedings at the AGM and Members participating at the AGM, who have not already cast their vote by remote e-Voting, will be eligible to exercise their right to vote during such proceedings of the AGM. Members who have cast their vote by remote e-voting prior to the AGM will also be eligible to participate at the AGM but shall not be entitled to cast their vote again on such resolutions for which the member has already cast the vote through remote e-Voting.
22. A person whose name is recorded in the Register of Members or the Register of Beneficial Owners maintained by the depositories as on the cut-off date i.e. Thursday, September 21, 2023, shall be entitled to avail of the facility of remote e-voting before the AGM as well as e-Voting during the AGM. Any person holding shares in physical form and non-individual shareholders, who acquire shares of the Company and becomes a Member of the Company after the dispatch of this Notice and holding shares as on the cut-off date, i.e. Thursday, September 21, 2023, may obtain the User ID and password by sending a request along with the requisite documents as 8 mentioned in para 18 above, at evoting@nsdl.co.in. However, if you are already registered with NSDL for remote e-voting, then you can use your existing user ID and password for casting your vote. If you forgot your password, you can reset your password by using "Forgot User Details/Password" or "Physical User Reset Password" option available on www.evoting.nsd.com or contact at 022 - 4886 7000 and 022 - 2499 7000. In the case of Individual Shareholders holding securities in Demat mode and who acquires shares of the Company and becomes a Member of the Company after sending of the Notice and holding shares as of the cut-off date i.e. Thursday, September 21, 2023, may follow steps mentioned in Para 28 below under Step 1 (A) i.e "Login method for remote e-Voting and joining the virtual meeting for Individual shareholders holding securities in Demat mode.
23. The Chairman shall, at the AGM, at the end of discussion on the resolutions on which voting is to be held, allow voting, by use of e-voting system for all those Members who are present during the AGM through VC/OAVM but have not cast their votes by availing the remote e-voting facility. The e-voting module during the AGM shall be disabled by NSDL for voting 15 minutes after the conclusion of the Meeting.
24. Mr. Sandeep Joshi, Practicing Company Secretary (Membership No. A34701 & CP No. 20884) has been appointed as the Scrutinizer by the Board for providing a facility to the Members of the Company to scrutinize the remote e-Voting process before the AGM as well as remote e-Voting during the AGM fairly and transparently.
25. The Scrutinizer will submit his report to the Chairman or any other person authorized by the Chairman after the completion of the scrutiny of the e-voting (votes cast during the AGM and votes cast through remote e-voting), not later than 2 working days from the conclusion of the AGM. The result declared along with the Scrutinizer's report shall be communicated to the stock exchanges on which the Company's shares are listed, NSDL, and RTA, and will also be displayed on the Company's website at www.simbhaolisugars.com.
26. Members are encouraged to submit their questions in advance concerning the financial statements or any other matter to be placed at the AGM, from their registered email address, mentioning their name, DP ID and Client ID number /folio number, and mobile number, to reach the Company's email address at investors@simbhaolisugars.com before **5.00 p.m. (IST) on Friday, September 22, 2023**. Queries that remain unanswered at the AGM will be appropriately responded to by the Company at the earliest, post the conclusion of the AGM.

27. Members who would like to express their views/ ask questions as a speaker at the Meeting may preregister themselves by sending a request from their registered email address mentioning their names, DP ID and Client ID/folio number, PAN, and mobile number at investors@simbhaolisugars.com between Monday, September 18, 2023 (9:00 A.M. IST) and Friday, September 22, 2023 (5:00 P.M. IST). Only those Members who have pre-registered themselves as a speaker on the email id investors@simbhaolisugars.com will be allowed to express their views/ask questions during the AGM.

When a pre-registered speaker is invited to speak at the meeting but he / she does not respond, the next speaker will be invited to speak. Accordingly, all speakers are requested to get connected to a device with a video/ camera along with good Internet speed. **The Company reserves the right to restrict the number of questions and number of speakers, as appropriate, for smooth conduct of the AGM.**

28. **THE INSTRUCTIONS FOR MEMBERS FOR REMOTE E-VOTING, VOTING DURING THE MEETING, AND JOINING THE ANNUAL GENERAL MEETING ARE AS UNDER:**

The remote e-voting period begins on Sunday, September 24, 2023, at 9:00 A.M. (IST) and ends on Wednesday, September 27, 2023, at 5:00 P.M. (IST). The remote e-voting module shall be disabled by NSDL for voting thereafter. The Members, whose names appear in the Register of Members / Beneficial Owners as on the record date (cut-off date) i.e. Thursday, September 21, 2023 may cast their vote electronically. The voting right of shareholders shall be in proportion to their share in the paid-up equity share capital of the Company as of the cut-off date, Thursday, September 21, 2023.

How to vote electronically using the NSDL e-Voting system? The way to vote electronically on the NSDL e-Voting system consists of "Two Steps" which are mentioned below:

STEP 1: ACCESS TO NSDL E-VOTING SYSTEM

(A) Login method for e-Voting and joining the virtual meeting for Individual shareholders holding securities in Demat mode

In terms of the SEBI circular dated December 9, 2020 on e-Voting facility provided by Listed Companies, Individual shareholders holding securities in demat mode are allowed to vote through their demat account maintained with Depositories and Depository Participants. Shareholders are advised to update their mobile number and email Id in their demat accounts in order to access e-Voting facility. Login method for Individual shareholders holding securities in demat mode is given below:

Type of Shareholder	Login Method
Individual Shareholders holding securities in demat mode with NSDL.	<ol style="list-style-type: none"> Existing IDeAS user can visit the e-Services website of NSDL Viz. https://eservices.nsd.com either on a Personal Computer or on a mobile. On the e-Services home page click on the "Beneficial Owner" icon under "Login" which is available under 'IDeAS' section, this will prompt you to enter your existing User ID and Password. After successful authentication, you will be able to see e-Voting services under Value added services. Click on "Access to e-Voting" under e-Voting services and you will be able to see e-Voting page. Click on company name or e-Voting service provider i.e. NSDL and you will be re-directed to e-Voting website of NSDL for casting your vote during the remote e-Voting period or joining virtual meeting & voting during the meeting. If you are not registered for IDeAS e-Services, option to register is available at https://eservices.nsd.com. Select "Register Online for IDeAS Portal" or click at https://eservices.nsd.com/SecureWeb/IdeasDirectReg.jsp Visit the e-Voting website of NSDL. Open web browser by typing the following URL: https://www.evoting.nsd.com/ either on a Personal Computer or on a mobile. Once the home page of e-Voting system is launched, click on the icon "Login" which is available under 'Shareholder/Member' section. A new screen will open. You will have to enter your User ID (i.e. your sixteen digit demat account number hold with NSDL), Password/OTP and a Verification Code as shown on the screen. After successful authentication, you will be redirected to NSDL Depository site wherein you can see e-Voting page. Click on company name or e-Voting service provider i.e. NSDL and you will be redirected to eVoting website of NSDL for casting your vote during the remote e-Voting period or joining virtual meeting & voting during the meeting. Shareholders/Members can also download NSDL Mobile App "NSDL Speede" facility by scanning the QR code mentioned below for seamless voting experience.
Individual Shareholders holding securities in Demat mode with CDSL	<ol style="list-style-type: none"> Existing users who have opted for Easi / Easiest, they can login through their user id and password. Option will be made available to reach e-Voting page without any further authentication. The URL for users to login to Easi / Easiest are https://web.cdslindia.com/myeasinew/home/login or www.cdslindia.com and click on New System Myeasi. After successful login of Easi/Easiest the user will be also able to see the E Voting Menu. The Menu will have links of e-Voting service provider i.e. NSDL. Click on NSDL to cast your vote. If the user is not registered for Easi/Easiest, option to register is available at CDSL website www.cdslindia.com and click on login & New System Myeasi Tab and then click on registration option. Alternatively, the user can directly access e-Voting page by providing demat Account Number and PAN No. from a link in www.cdslindia.com home page. The system will authenticate the user by sending OTP on registered Mobile & Email as recorded in the demat Account. After successful authentication, user will be provided links for the respective ESP i.e. NSDL where the e-Voting is in progress.
Individual Shareholders (holding securities in Demat mode) login through their Depository participants	You can also login using the login credentials of your demat account through your Depository Participant registered with NSDL/CDSL for e-Voting facility. Once login, you will be able to see e-Voting option. Once you click on e-Voting option, you will be redirected to NSDL/CDSL Depository site after successful authentication, wherein you can see e-Voting feature. Click on options available against company name or e-Voting service provider-NSDL and you will be redirected to e-Voting website of NSDL for casting your vote during the remote e-Voting period or joining virtual meeting & voting during the meeting.

Important note: Members who are unable to retrieve User ID/ Password are advised to use Forget User ID and Forget Password option available at abovementioned website.

Helpdesk for Individual Shareholders holding securities in demat mode for any technical issues related to login through Depository i.e. NSDL and CDSL:

Login type	Helpdesk details
Individual Shareholders holding securities in Demat mode with NSDL	Members facing any technical issue in login can contact NSDL helpdesk by sending a request at evoting@nsdl.co.in or contact at 022 - 4886 7000 and 022 - 2499 7000
Individual Shareholders holding securities in Demat mode with CDSL	Members facing any technical issue in login can contact CDSL helpdesk by sending a request at helpdesk.evoting@cdslindia.com or contact at 1800 22 55 33

(B) Login Method for shareholders other than Individual shareholders holding securities in demat mode and shareholders holding securities in physical mode:

How to Log-in to NSDL e-Voting website?

1. Visit the e-Voting website of NSDL. Open web browser by typing the following URL: <https://www.evoting.nsd.com/> either on a Personal Computer or on a mobile.
2. Once the home page of e-Voting system is launched, click on the icon "Login" which is available under 'Shareholder/Member' section.
3. A new screen will open. You will have to enter your User ID, your Password/OTP and a Verification Code as shown on the screen. Alternatively, if you are registered for NSDL eservices i.e. IDEAS, you can log-in at <https://eservices.nsd.com/> with your existing IDEAS login. Once you log-in to NSDL eservices after using your log-in credentials, click on e-Voting and you can proceed to Step 2 i.e. Cast your vote electronically.
4. Your User ID details are given below:

Manner of holding shares i.e. Demat (NSDL or CDSL) or Physical	Helpdesk details
A For Members who hold shares in demat account with NSDL.	8 Character DP ID followed by 8 Digit Client ID For example if your DP ID is IN300*** and Client ID is 12***** then your user ID is IN300***12*****.
B For Members who hold shares in demat account with CDSL.	16 Digit Beneficiary ID For example if your Beneficiary ID is 12***** then your user ID is 12*****.
C For Members holding shares in Physical Form.	EVEN Number followed by Folio Number registered with the company For example if folio number is 001*** and EVEN is 123456 then user ID is 123456001***

5. Password details for shareholders other than Individual shareholders are given below:
 - a. If you are already registered for e-Voting, then you can use your existing password to login and cast your vote.
 - b. If you are using NSDL e-Voting system for the first time, you will need to retrieve the 'initial password' which was communicated to you. Once you retrieve your 'initial password', you need to enter the 'initial password' and the system will force you to change your password.
 - c. How to retrieve your 'initial password'?
 - i. If your email ID is registered in your demat account or with the company, your 'initial password' is communicated to you on your email ID. Trace the email sent to you from NSDL from your mailbox. Open the email and open the attachment i.e. a .pdf file. Open the .pdf file. The password to open the .pdf file is your 8 digit client ID for NSDL account, last 8 digits of client ID for CDSL account or folio number for shares held in physical form. The .pdf file contains your 'User ID' and your 'initial password'.
 - ii. If your email ID is not registered, please follow steps mentioned below in process for those shareholders whose email ids are not registered.
6. If you are unable to retrieve or have not received the "Initial password" or have forgotten your password:
 - a) Click on "Forgot User Details/Password?" (If you are holding shares in your demat account with NSDL or CDSL) option available on www.evoting.nsd.com.
 - b) Physical User Reset Password?" (If you are holding shares in physical mode) option available on www.evoting.nsd.com.
 - c) If you are still unable to get the password by aforesaid two options, you can send a request at evoting@nsdl.co.in mentioning your demat account number/folio number, your PAN, your name and your registered address etc.
 - d) Members can also use the OTP (One Time Password) based login for casting the votes on the e-Voting system of NSDL.
7. After entering your password, tick on Agree to "Terms and Conditions" by selecting on the check box. 8. Now, you will have to click on "Login" button. 9. After you click on the "Login" button, Home page of e-Voting will open.

STEP 2: CAST YOUR VOTE ELECTRONICALLY AND JOIN GENERAL MEETING ON NSDL E-VOTING SYSTEM

How to cast your vote electronically and join General Meeting on NSDL e-Voting system?

1. After successful login at Step 1, you will be able to see all the companies "EVEN" in which you are holding shares and whose voting cycle and General Meeting is in active status.
2. Select "EVEN 125708" of company for which you wish to cast your vote during the remote e-Voting period and casting your vote during the General Meeting. For joining virtual meeting, you need to click on "VC/OAVM" link placed under "Join General Meeting".
3. Now you are ready for e-Voting as the Voting page opens.
4. Cast your vote by selecting appropriate options i.e. assent or dissent, verify/modify the number of shares for which you wish to cast your vote and click on "Submit" and also "Confirm" when prompted.

5. Upon confirmation, the message "Vote cast successfully" will be displayed.
6. You can also take the printout of the votes cast by you by clicking on the print option on the confirmation page.
7. Once you confirm your vote on the resolution, you will not be allowed to modify your vote.

General Guidelines for shareholders

- a) It is strongly recommended not to share your password with any other person and take utmost care to keep your password confidential. Login to the e-voting website will be disabled upon five unsuccessful attempts to key in the correct password. In such an event, you will need to go through the "Forgot User Details/Password?" or "Physical User Reset Password?" option available on www.evoting.nsdl.com to reset the password.
- b) In case of any queries, you may refer the Frequently Asked Questions (FAQs) for Shareholders and e-voting user manual for Shareholders available at the download section of www.evoting.nsdl.com or call on 022 - 4886 7000 and 022 - 2499 7000 or send a request to Ms. Pallavi Mhatre, Senior Manager at evoting@nsdl.co.in.

29. THE INSTRUCTIONS FOR MEMBERS FOR e-VOTING ON THE DAY OF THE AGM ARE AS UNDER:

1. The procedure for e-Voting on the day of the AGM is same as the instructions mentioned above for remote e-voting.
2. Only those Members/ shareholders, who will be present in the AGM through VC/OAVM facility and have not casted their vote on the Resolutions through remote e-Voting and are otherwise not barred from doing so, shall be eligible to vote through e-Voting system in the AGM.
3. Members who have voted through Remote e-Voting will be eligible to attend the AGM. However, they will not be eligible to vote at the AGM.
4. The details of the person who may be contacted for any grievances connected with the facility for e-Voting on the day of the AGM shall be the same person mentioned for Remote e-voting.

30. INSTRUCTIONS FOR MEMBERS FOR ATTENDING THE AGM THROUGH VC/OAVM ARE AS UNDER:

- i. Member will be provided with a facility to attend the AGM through VC/OAVM through the NSDL e-Voting system. Members may access by following the steps mentioned above for Access to NSDL e-Voting system. After successful login, you can see link of "VC/OAVM link" placed under "Join General meeting" menu against company name. You are requested to click on VC/ OAVM link placed under Join General Meeting menu. The link for VC/OAVM will be available in Shareholder/Member login where the EVEN of Company will be displayed. Please note that the members who do not have the User ID and Password for e-Voting or have forgotten the User ID and Password may retrieve the same by following the remote e-Voting instructions mentioned in the notice to avoid last minute rush.
- ii. Members are encouraged to join the Meeting through Laptops for better experience.
- iii. Further, Speakers will be required to allow Camera and use Internet with a good speed to avoid any disturbance during the meeting.
- iv. Please note that Participants Connecting from Mobile Devices or Tablets or through Laptop connecting via Mobile Hotspot may experience Audio/Video loss due to Fluctuation in their respective networks. It is therefore recommended to use Stable Wi-Fi or LAN Connection to mitigate any kind of aforesaid glitches.

**By Order of the Board of Directors of
Simbhaoli Sugars Limited**

**Sd/-
Shubham Kandhway
Company Secretary
Membership No. FCS-10757**

**Date: 17.08.2023
Place: Simbhaoli**

EXPLANATORY STATEMENT FOR RESOLUTION NUMBER 4, 5 AND 6 OF THE NOTICE

As required by Section 102 of the Act, the following explanatory statement sets out all material facts relating to the special businesses mentioned under resolutions Nos. 3, 4, 5 and 6 of the accompanying Notice.

Resolution No. 3: Special Resolution-Appointment of Mr. Gurmit Singh Mann (DIN: 00066653) as Director, liable to retire by rotation

Mr. Gurmit Singh Mann retires by rotation at this Annual General Meeting and, being eligible, offers herself for reappointment, as a Director. Mr. Gurmit Singh Mann has attained the age of 75 (seventy-five) years on November 5, 2010. Accordingly, approval of the members by way of special resolution is sought for her reappointment.

Mr. Mann, the Chairperson of the Company, is an eminent Industrialist and philanthropist and has an experience of over 5 decades in managing industries. He was first appointed as Managing Director in the year 1972 and subsequently as Chairman and Managing Director in the year 1989. Later he became Executive Chairman in the year 2013 and Non-Executive Chairman in the year 2016 and is entitled to receive reimbursement of expenses for participating in the Board and other meetings. Considering the seniority, expertise and vast experience of Mr. Gurmit Singh Mann, the Nomination and Remuneration Committee and the Board of Directors of the Company are of the opinion that continuation of Mr. Gurmit Singh Mann as a Director would immensely benefit the Company. The Board of Directors recommends the resolution set out at Item No. 3 of the Notice for approval of members, as a Special Resolution.

Except for Mr. Mann and Ms. Gursimran Kaur Mann, Managing Director, being daughter and their relatives, no other Directors, Key Managerial Personnel, or their respective relatives are, in any way, concerned or interested, financially or otherwise, in the said resolution. Disclosures, as required under Regulation 36 of the SEBI Listing Regulations and Secretarial Standard -2 on General Meetings issued by the Institute of Company Secretaries of India, are annexed to this Notice

Resolution No. 4: Ordinary Resolution-Ratification of Cost Auditor's Remuneration FY 2023-24

As per the provisions of Section 148 of the Act read with the Companies (Cost Records and Audit) Rules, 2014 ("the Rules"), as amended from time to time, the Company is required to have an audit of its cost records conducted by a cost accountant in practice for products covered under the Companies (Cost Records and Audit) Rules, 2014. The Board, based on the recommendation of the Audit Committee, has approved the re-appointment of Mr. Satnam Singh Saggu, Cost Accountant (Membership Number 10555), as the Cost Auditors to conduct the audit of the cost records of the Company, for the financial year ending March 31, 2024, at a remuneration of Rs.3,00,000/- (Rupees Three Lakhs) plus applicable taxes and reimbursement of reasonable out-of-pocket expenses.

In accordance with Section 148(3) of the Act, read with the Companies (Audit and Auditors) Rules, 2014, the remuneration payable to the Cost Auditors, as recommended by the Audit Committee and approved by the Board of Directors, is required to be ratified by the Members of the Company. Accordingly, the consent of the Members is sought for passing an Ordinary Resolution as set out in Item No. 4 of the Notice for ratification of the remuneration payable to the Cost Auditors, for the financial year ending March 31, 2024.

The Board commends ratification of remuneration of Cost Auditors, as set out in Resolution no. 4 of the Notice for approval by the Members as an Ordinary Resolution.

None of the Director, Key Managerial Personnel, or their respective relatives are, in any way, concerned or interested, financially or otherwise, in the said resolution.

Resolution No. 5: Special Resolution- Re-appointment of Ms. Gursimran Kaur Mann (DIN: 00642094) as Managing Director and approval of payment of remuneration

Based on the recommendation of the Nomination and Remuneration Committee (NRC), the Board of Directors, at its meeting held on July 31, 2023, re-appointed and approved the remuneration payable to Ms. Gursimran Kaur Mann as the Managing Director for the duration of three (3) years starting from August 2, 2023, until August 1, 2026.

The re-appointment of Ms. Mann is subject to approval by the Company's shareholders, additionally, her remuneration is subject to approval by the Company's shareholders and receipt of NOC from Lead Bank / Lenders, as per the relevant provisions of the Companies Act, 2013, and SEBI (Listing Obligations and Disclosure Requirements) Regulations.

The Board considers Ms. Mann's experience and expertise to be beneficial to the Company and therefore recommends his re-appointment as Managing Director, for a duration of three (3) years starting from August 2, 2023, until August 1, 2026, as proposed in Resolution No. 5 by way of a Special Resolution. The specific areas of expertise of Ms. Mann are provided in the Annexure to this Notice.

The principal terms and conditions of re-appointment of Ms. Mann as Managing Director, including her remuneration and the main clauses of the agreement to be executed between the Company has been set out in the Resolution.

Ms. Gursimran Kaur Mann satisfies all the conditions set out in Schedule V to the Act as also conditions set out under Section 196(3) of the Act for being eligible for appointment. She is not disqualified from being a Director in terms of Section 164 of the Act.

Ms. Mann provided her consent for such re-appointment and has also confirmed that she is not debarred from holding the office of Director by virtue of any SEBI Order or any such authority pursuant to circulars dated June 20, 2018 issued by the BSE Limited and the National Stock Exchange of India Limited pertaining to the enforcement of SEBI Orders regarding the appointment of Directors by the listed companies.

In compliance with the provisions of Sections 196 and 197 and other applicable provisions of the Act, read with Schedule V to the Act read with and Regulation 17 of SEBI Listing Regulations, the terms of re-appointment and remuneration of Ms. Mann as specified above, are now placed before the Members for their approval. The Board recommends the Special Resolution set out at Item No. 5 of the Notice for approval by the Members.

Except for Ms. Mann and Mr. Gurmit Singh Mann, Non-Executive Director, being father and their relatives, no other Directors, Key Managerial Personnel, or their respective relatives are, in any way, concerned or interested, financially or otherwise, in the said resolution. Disclosures, as required under Regulation 36 of the SEBI Listing Regulations and Secretarial Standard -2 on General Meetings issued by the Institute of Company Secretaries of India, are annexed to this Notice.

Resolution No. 6: Special Resolution-Re-appointment of Mr. Sachchida Nand Misra (DIN: 06714324) as Whole-time Director designated as Chief Operating Officer and approval of payment of remuneration

Based on the recommendation of the Nomination and Remuneration Committee (NRC), the Board of Directors, at its meeting held on August 11, 2023, re-appointed and approved the remuneration payable to Mr. Sachchida Nand Misra as the Whole Time Director designated as "Chief Operating Officer" for the duration of three (3) years starting from September 18, 2023, until September 17, 2026.

The re-appointment of Mr. Misra is subject to approval by the Company's shareholders, additionally, his remuneration is subject to approval by the Company's shareholders and receipt of NOC from Lead Bank / Lenders, as per the relevant provisions of the Companies Act, 2013, and SEBI (Listing Obligations and Disclosure Requirements) Regulations.

The Board considers Mr. Misra's experience and expertise to be beneficial to the Company and therefore recommends his re-appointment as Whole Time Director designated as "Chief Operating Officer", for a duration of three (3) years starting from September 18, 2023, until September 17, 2026, as proposed in Resolution No. 6 by way of a Special Resolution. The specific areas of expertise of Mr. Misra are provided in the Annexure to this Notice.

The principal terms and conditions of re-appointment of Mr. Sachchida Nand Misra as the Whole Time Director designated as "Chief Operating Officer", including his remuneration and the main clauses of the agreement to be executed between the Company has been set out in the Resolution.

Mr. Sachchida Nand Misra satisfies all the conditions set out in Schedule V to the Act as also conditions set out under Section 196(3) of the Act for being eligible for appointment. he is not disqualified from being a Director in terms of Section 164 of the Act.

Mr. Misra provided his consent for such re-appointment and has also confirmed that he is not debarred from holding the office of Director by virtue of any SEBI Order or any such authority pursuant to circulars dated June 20, 2018 issued by the BSE Limited and the National Stock Exchange of India Limited pertaining to the enforcement of SEBI Orders regarding the appointment of Directors by the listed companies.

In compliance with the provisions of Sections 196 and 197 and other applicable provisions of the Act, read with Schedule V to the Act read with and Regulation 17 of SEBI Listing Regulations, the terms of re-appointment and remuneration of Mr. Misra as specified above, are now placed before the Members for their approval. The Board recommends the Special Resolution set out at Item No. 6 of the Notice for approval by the Members.

Except for Mr. Misra and his relatives, no other Directors, Key Managerial Personnel, or their respective relatives are, in any way, concerned or interested, financially or otherwise, in the said resolution. Disclosures, as required under Regulation 36 of the SEBI Listing Regulations and Secretarial Standard -2 on General Meetings issued by the Institute of Company Secretaries of India, are annexed to this Notice.

**By Order of the Board of Directors of
Simbhaoli Sugars Limited**

**Sd/-
Shubham Kandhway
Company Secretary
Membership No. FCS-10757**

**Date: 17.08.2023
Place: Simbhaoli**

ANNEXURE TO THE NOTICE

Details of Directors seeking Appointment/Re appointment at the Twelfth Annual General Meeting

Name of Director	Mr. Gurmit Singh Mann	Ms. Gursimran Kaur Mann	Mr. Sachchida Nand Misra
Director Identification Number (DIN)	00066653	00642094	06714324
Designation/ category of the Director	Non-Executive Non Independent Director	Managing Director	Whole Time Director designated as Chief Operating Officer
Age	88 years	40 years	66 years
Date of the first appointment	October 15, 1972*	March 24, 2011*	November 09, 2015
Date of Proposed re-appointment	September 28, 2023	August 02, 2023	September 18, 2023
Qualifications	Senior Cambridge	Graduate in Economics & Political Science, MBA	BSc, ANSI form National Sugar Institute
Profile	Mr. Gurmit Singh Mann, has been the Chairperson of the Company for past several decades. Mr. Mann has experience of over 50 years. He was designated as the Managing Director of the Company in 1972 and CMD in the year of 1989. In year 2013, he became the Executive Chairman with the change in the management structure of the Erstwhile Simbhaoli Sugars Limited. He has been the past President of the Indian Sugar Mills Association and past Chairman of the Indian Sugar & General Export Corporation Limited.	Ms. Gursimran Kaur Mann, is a graduate in Economics and Political science from USA and has an MBA from London Business School. She has previously interned at Nestle India, Cargill Geneva, and ED&F Man Brazil. She joined Simbhaoli in the year 2005 and has played a key role in introducing market forecasting, hedging and pricing models in the Company as an effective risk management strategy. She was inducted to the Board of the Company as an executive director in year 2011. She has been discharging the key role as head of the Company's commercial, marketing, trading, legal, operations, sales including domestic international and trading business and all other operations along-with the Company's joint venture businesses. Ms. Mann has been the youngest member of the Indian Sugar Mills Association (ISMA) and served on committees for all the major national commodity exchanges, the Indian Sugar Export Corporation (ISEC) and the Confederation of Indian Industry (CII).	Mr. Sachida Nand Misra, is B.Sc from Gorakhpur University, A.N.S.I. from National Sugar Institute, Kanpur. He worked in Simbhaoli Sugars Limited (SSL) for about 22 years and has left the Company as GM (Unit Head) and joined as Vice President (Project) at Bajaj Hindustan Ltd. Then, he joined as Executive President as group sugar technologist cum Unit head in Balrampur Chini Mill Group. He re-joined Erstwhile Simbhaoli Sugars Limited in 2013 as the Chief Operating Officer of the Company. Presently, he is responsible for the operations of the business units, technical supervision, sugarcane management, implementation and achieving business plan and operational policies, meeting statutory compliances at all the manufacturing units of the Company.
Experience	Over 50 years	Over 18 years	Over 38 years.
Expertise in specific functional areas	Finance, Business Planning, Governance and Operational expertise.	Finance, Marketing, Trading, legal and sales operations along with the Company's joint venture businesses	Technical supervision, sugarcane management, implementation and achieving business plan and operational policies, meeting statutory compliances
Directorships held in other companies including equity listed companies and excluding foreign companies as of the date of this Notice.	<ol style="list-style-type: none"> 1. Dholadhar Investments Private Limited 2. Dholadhar Developers Private Limited 3. Simbhaoli Power Private Limited 4. Integrated Casetech Consultants Private Limited 	<ol style="list-style-type: none"> 1. Dholadhar Investments Private Limited 2. Dholadhar Developers Private Limited 3. Uniworld Sugars Private Limited** 4. Simbhaoli Power Private Limited 5. Integrated Casetech Consultants Private Limited 6. Simbhaoli Global Commodities DMCC 	<ol style="list-style-type: none"> 1. Simbhaoli Speciality Sugars Private Limited

Name of Director	Mr. Gurmit Singh Mann	Ms. Gursimran Kaur Mann	Mr. Sachchida Nand Misra
Memberships / Chairmanships of committees of other companies (excluding foreign companies) as on date of this Notice	Nil	Nil	Nil
Name of listed entities from which the person has resigned in the past three years	Not Applicable	Not Applicable	Not Applicable
Relationship with other Directors, Managers, and other Key Managerial Personnel of the Company	Related to Ms. Gursimran Kaur Mann, Managing Director, he being father.	Related to Mr. Gurmit Mann, Non-Executive Non Independent Director and Chairman, she being daughter.	NIL
Shareholding in the Company including shareholding as a beneficial owner	47,26,154 Equity Shares 74,62,114 Equity Shares held by Dholadhar Investments Private Limited	41,86,672 Equity Shares	1521 Equity Shares
Terms and Conditions of appointment / reappointment	Re-appointment as a Non-Executive Non-Independent Director under section 152(6) of Companies Act, 2013	Re-appointment as Managing Director	Re-appointment as Whole Time Director designated as Chief Operating Officer.
Details of Remuneration sought to be paid	He shall be paid reimbursement of expenses for participating in the Board and other meetings	As set out in the Notice	As set out in the Notice

**Appointed in erstwhile Simbhaoli Sugars Limited, which amalgamated into Simbhaoli Spirits Limited w.e.f. April 1, 2015, later renamed as Simbhaoli Sugars Limited.*

Information under clause 1 (B) of Section II of Part II of the Schedule V to the Act

S. No	General Information:	
1.	Nature of industry	Sugar Industry
2.	Date or expected date of commencement of commercial production	Not applicable. The Company's plants have been in operation for more than 8 decades.
3.	In case of new companies, expected date of commencement of activities as per project approved by financial institutions appearing in the prospectus	Not applicable.
4.	Financial performance based on given indicators	The Company's operations are affected due to various reasons pertaining to sugar industry and is in losses for the last 5 years
5.	Foreign investments or collaborations, if any.	<ol style="list-style-type: none"> 1. Simbhaoli Power Private Limited is a 51% subsidiary, with a joint venture (JV) with Sindicatum Bagasse India Pte. Ltd having business in cogeneration of power. 2. Uniworld Sugars Private Limited is a joint venture Company between Simbhaoli Sugars Limited and ED&F Man Sugar Limited, England, UK. The Hon'ble High Court, Allahabad has approved Resolution Plan of Uniworld under IBC on March 17, 2021

II Information about the appointee				
1.	Name of appointee	Mr. Gurmit Singh Mann	Ms. Gursimran Kaur Mann	Mr. Sachchida Nand Misra
2.	Background details	As detailed above	As detailed above	As detailed above
3.	Past remuneration	Nil	Rs.75 Lakhs	Rs. 76 Lakhs
4.	Recognition or awards	Mr. Mann has received many industry awards and other regional level recognitions	Ms. Mann has received industry excellence award for best working at 75th Annual Convention and Sugar Expo 2017 organized by Sugar Technologists' Association of India (STAI).	No such significant Awards received. However, other regional level recognitions received.
5.	Job profile and his suitability	As set out in the Explanatory Statement	As set out in the Explanatory Statement	As set out in the Explanatory Statement
6.	Remuneration proposed	Nil	As set out in Notice	As set out in Notice
7.	Comparative remuneration profile with respect to industry, size of the Company, profile of the position and person (in case of expatriates the relevant details would be with respect to the country of his origin)	Not Applicable	The remuneration payable has been compared by Nomination and Remuneration Committee constituted by the Board, with the remuneration being drawn by similar remuneration in the Sugar industry.	The remuneration payable has been compared by Nomination and Remuneration Committee constituted by the Board, with the remuneration being drawn by similar remuneration in the Sugar industry.
8.	Pecuniary relationship directly or indirectly with the Company, or relationship with the managerial personnel, if any.	Father of Ms. Gursimran Kaur Mann, Managing Director of the Company	Daughter of Mr. Gurmit Singh Mann, Non-Executive Non Independent Director and Chairperson of the Company	None

III Other Information		
1.	Reasons of loss or inadequate profits	The Uttar Pradesh based sugar companies have been facing financial difficulties on account of higher sugar cane prices, lower realization of sugar and high finance cost.
2.	Steps taken or proposed to be taken for improvement	Various initiatives have been taken including business and financial restructuring of the businesses and steps being taken by the State and Central Governments to give support to the sugar industry.
3.	Expected increase in productivity and profits in measurable terms	The Company is very conscious about improvement in productivity and undertakes constant cost cutting measures to improve the profitability. However, barring unforeseen circumstances, the Company hopes to increase the revenue and profits further by improved margins in current year.

* Committee positions only of Audit Committee, Nomination and Remuneration Committee and Stakeholders Relationship Committee in public companies have been considered.

**Hon'ble NCLT Allahabad approved Resolution Plan of USPL vide order dated March 17, 2021.

For other details such as the number of meetings of the Board attended during FY 2022-23, remuneration last drawn in FY 2022-23 by Mr. Gurmit Man, Ms. Gursimran Kaur Mann and Mr. Sachchida Nand Misra, please refer to the corporate governance report which is a part of this Integrated Annual Report.

BOARDS' REPORT

Dear Members,

The Board of Directors is delighted to present the 12th Annual Report on the business and operations of Simbhaoli Sugars Limited ("the Company") along with the summary of standalone and consolidated financial statements for the year ended March 31, 2023.

In compliance with the applicable provisions of the Companies Act, 2013, ("the Act"), the Securities and Exchange Board of India ("SEBI") (Listing Obligations and Disclosure Requirements) Regulations, 2015 ("Listing Regulations"), this Board's Report is prepared based on the standalone financial statements of the Company for the year under review and also present the key highlights of performance of subsidiaries and joint ventures companies and their contribution to the overall performance of the Company during the year under review.

OVERVIEW OF FINANCIAL PERFORMANCE

Key highlights of consolidated and standalone financial performance for the year ended March 31, 2023, are summarised as under:

(Rs.in Lakhs except EPS figure)

Particulars	Consolidated*		Standalone	
	FY 2023	FY 2022#	FY 2023	FY 2022
Revenue from Operations	1,39,919.64	1,42,177.89	1,37,832.27	1,37,112.01
Other Income	1,823.51	453.39	1,759.84	2,753.17
Total Income	1,41,743.15	1,42,631.28	1,39,591.11	1,39,865.18
Total Expenses	1,44,810.61	1,45,901.28	1,42,730.47	1,40,787.62
Profit/ (loss) before exceptional items and tax	(3,067.46)	(3,270.00)	(3138.36)	(922.44)
Exceptional items	-	1,239.95	-	-
Profit/ (loss) before Tax	(3,067.46)	(4,509.95)	(3138.36)	(922.44)
Total Tax Expenses	16.84	122.12	-	97.25
Net Profit/(loss) from ordinary activities after tax	(3,084.30)	(4,632.07)	(3138.36)	(1,019.69)
Other Comprehensive Income (net of tax)	(165.18)	95.41	(153.66)	84.05
Total Comprehensive Income (net of tax)	(3,249.48)	(4,536.66)	(3,292.02)	(935.64)
Basic and Diluted Earning Per Share (not annualized):				
EPS before exceptional item	(7.47)	(8.22)	(7.60)	(2.47)
EPS after exceptional item	(7.47)	(11.22)	(7.60)	(2.47)

*In the consolidated financial results of the Company for the year ended March 31, 2023, the financial results of SPPL, a material subsidiary has not been consolidated, as the financial results of SPPL have not been yet finalized and approved till date.

#Results for the quarter and year ended March 31, 2022 have been recasted to incorporate the audited financial statements of SPPL for the Financial Year 2021-22.

STATE OF COMPANY'S AFFAIRS

Consolidated revenue from operations for the year at Rs. 1,39,919.64 Lakhs declined by 0.62%. Losses before exceptional items and taxes at Rs.(3,067.46) Lakhs declined by 6.19%.

Your Company recorded a Consolidated turnover of Rs.1,41,743.15 Lakhs in the current year against Rs. 1,42,631.28 Lakhs in the previous year. The Company registered a consolidated Loss before tax and exceptional income (including Other Comprehensive Income) of Rs. (3,067.46) Lakhs for the year ended March 31, 2023 against a Loss before tax (including the Comprehensive Income) of Rs. (3,270.00) Lakhs in the previous year.

Further, Your Company recorded a Standalone turnover of Rs. 1,39,591.11 Lakhs in the current year against Rs. 1,39,865.18 Lakhs in the previous year. The Company registered a Loss before tax and exceptional income (including Other Comprehensive Income) of Rs.(3138.36) Lakhs for the year ended March 31, 2023 against a Loss before tax (including the Comprehensive Income) of Rs. (922.44) Lakh in the previous year.

DIVIDEND

During the year under review, the Company has reported a net loss of Rs. (3,292.02) Lakhs. Hence, the Board of Directors of the Company have not recommended Dividend for Financial Year ended on March 31, 2023.

Unclaimed Dividend

Since the Company has not declared any dividend in past, no amount of unclaimed dividend and shares thereof are liable to be transferred to Investors Education and Protection Fund.

BOOK CLOSURE & RECORD DATE

The Register of Members and Share Transfer Books of the Company will remain closed from September 22, 2023 to September 28, 2023 (both days inclusive).

TRANSFER TO RESERVES

The Company has not transferred any amount to the General Reserve for the financial year ended March 31, 2023.

CHANGE IN SHARE CAPITAL

The paid-up share capital of the Company as on March 31, 2023 was Rs. 4,127.90 Lakhs and there has been no change in the capital structure of the Company

CHANGES IN THE NATURE OF BUSINESS

There has been no fundamental change in the nature of business of the Company during the financial year ended March 31, 2023.

MATERIAL CHANGES AND COMMITMENTS, IF ANY, AFFECTING THE FINANCIAL POSITION OF THE COMPANY WHICH HAVE OCCURRED BETWEEN THE END OF THE FINANCIAL YEAR OF THE COMPANY TO WHICH THE FINANCIAL STATEMENTS RELATE AND THE DATE OF THE REPORT

The Company is continuing to face recovery proceedings on account of defaults in repayments of loans and delay in proposed debt resolution. The detail has been reported elsewhere in this annual report.

Debt Servicing, Proceedings initiated against Company and Proceeding pending under the Insolvency and Bankruptcy Code, 2016

During the year, pending completion of the debt resolution, the Company has not been able to meet its obligations towards the lenders for repayment of both principal and interest. The Company has approached its lenders to implement debt resolution plan of its outstanding debts in accordance with its available future cash flows, sustainability of the business and nature of the business of industry. The Company has approached its commercial lenders to implement debt resolution plan of its outstanding debts including One Time Settlement Proposal (OTS) wherein resolution of entire outstanding debts of commercial banks are proposed to be settled through payment of One Time Agreed amount. OTS proposal submitted by the Company is under consideration by commercial lenders while debt re-alignment proposal submitted with lenders other than commercial lenders is also being under consideration.

On account of delays in servicing of loans, certain lenders to the Company have initiated recovery proceedings at various forums, including filing of applications before the Hon'ble National Company Law Tribunal (NCLT) under Section 7 of the Insolvency and Bankruptcy Code, 2016 in addition to approaching Debt Recovery Tribunals in Delhi and Uttar Pradesh as well. One of the lenders had declared the Company and Guarantors to the credit facility, as Willful Defaulters, such impugned order has been Set Aside by Hon'ble Punjab and Haryana High court at Chandigarh. Against a criminal complaint filed by one of the lenders, the Enforcement Directorate had passed an Attachment Order on certain assets of the Company to the extent of ₹ 109.80 Crore, against which the Company has preferred an appeal with the appropriate authority and the matter is sub-judice. Enforcement Directorate had proceeded to take the constructive possession of the Attached Property on which an interim stay has been granted by the Hon'ble Appellate Tribunal.

Credit Rating

The credit facilities availed by the Company have been classified as non-performing assets (NPA) by all the lenders and interest thereon is not being charged to the loan accounts by commercial lenders as per RBI's circular. Accordingly, Company's credit rating has continued to remain below investment grade

SUBSIDIARY, JOINT VENTURE, AND ASSOCIATE COMPANIES

The Company has three subsidiary companies, viz. Simbhaoli Power Private Limited (SPPL), Integrated Casetech Consultants Private Limited (ICCPL), Simbhaoli Speciality Sugars Private Limited (SSSPL).

The Hon'ble NCLT, Allahabad Bench has passed an order dated March 17, 2021 for the approval of the resolution plan of Uniworld Sugars Private Limited, which was a Joint Venture entity of the Company. The Hon'ble National Company Law Appellate Tribunal (NCLAT), Delhi, vide its order dated 12.04.2022 set aside the Resolution Plan and directed NCLT to review the Resolution Plan. Now, the matter is pending with Hon'ble National Company Law Tribunal (NCLT), Allahabad Bench.

The consolidated financial statements presented by the Company include financial information of its subsidiary companies prepared in compliance with applicable accounting standards, except as mentioned otherwise in the accompanying notes.

A Statement containing salient features of Financial Statements of Subsidiaries/ JV/ Associates Companies and their contribution to the overall performance of the company in Form AOC-1 is annexed as Annexure-A.

Highlights of performance of Subsidiaries, Associates and Joint Venture Companies and their Contribution to the Overall Performance of the Company

1. Simbhaoli Power Private Limited

Simbhaoli Power Private Limited (SPPL) is a 51% subsidiary, with a joint venture (JV) with Sindicatum Baggase India Private Limited, (SBIPL), Singapore. The capacities enhancement in SPPL is complete up to 100 MW as per the agreed understanding between the Joint Venture Partners. The financial results for the year ended on March 31, 2023, have not yet been finalized and approved to date by SPPL, hence not available for consolidation. The financial results for the year ended on March 31, 2022 is provided below:

(Rs.in Lakhs)

S. NO.	Particulars	Year Ended (Audited)	
		March 31, 2022	March 31, 2021
1	Revenue from Operations	532.94	469.08
2	Other Income	5.80	3.77
3	Profit/(loss) before tax	(8.81)	(118.29)
4	Tax Expenses	-	-
5	Net Profit After Tax (3-4)	(8.81)	(118.29)

2. Integrated Casetech Consultants Private Limited

Integrated Casetech Consultants Private Limited (ICCPL), is an 85% subsidiary company and the technology vertical of SSL. It has been providing operations and maintenance services to various sugar companies in India and abroad. The financial results for the year ended on March 31, 2023, is as follows:

(Rs.in Lakhs)

S. NO.	Particulars	Year Ended (Audited)	
		March 31, 2023	March 31, 2022
1	Revenue from Operations	2279.37	1617.03
2	Other Income	25.92	5.67
3	Profit/(loss) before tax	32.76	17.02
4	Tax Expenses	15.27	24.87
5	Net Profit After Tax (3-4)	17.49	(7.85)

3. Simbhaoli Speciality Sugars Private Limited

No major activities have been carried out in this Company during the year. Simbhaoli Speciality Sugars Private Limited (SSSPL) is a wholly-owned subsidiary of Simbhaoli Sugars Limited. The brief of the financial results for the quarter ended on March 31, 2023, is as follows:

(Rs.in Lakhs)

S. NO.	Particulars	Year Ended (Audited)	
		March 31, 2023	March 31, 2022
1	Revenue from Operations	-	-
2	Other Income	9.31	4.41
3	Profit/(loss) before tax	5.22	(2.25)
4	Tax Expenses	1.36	-
5	Net Profit After Tax (3-4)	3.87	(2.25)

BOARD OF DIRECTORS

During the year under review, there were no changes in the Directors of the Company.

Justice C. K. Mahajan (Retd.) (DIN: 00039060), has resigned as Independent Director from the Company w.e.f. May 30, 2023 citing his advancing age and multiple personal commitments. Further, Justice C.K. Mahajan (Retd.) has confirmed that there is no other reason apart from the mentioned above for his resignation.

Ms. Gursimran Kaur Mann (DIN: 00642094), was appointed as Managing Director for a period of two (2) years from August 1, 2021. The Board of Directors of the Company, in its meeting held on July 31, 2023, subject to approval of the members and Lenders, has re-appointed Ms. Mann as Managing Directors of the Company for a period of three (3) years w.e.f. August 2, 2023. The Board recommends her re-appointment as Managing Director w.e.f. August 2, 2023 till August 1, 2026.

Mr. Sachchida Nand Misra (DIN: 06714324), was appointed as Whole Time Director (Designated as Chief Operating Officer) for a period of two (2) years from September 18, 2021. The Board of Directors of the Company, in its meeting held on August 11, 2023, subject to approval of the members and Lenders, has re-appointed Mr. Misra as Whole Time Director (Designated as Chief Operating Officer) of the Company for a period of three (3) years w.e.f. September 19, 2023. The Board recommends his re-appointment as Whole Time Director (Designated as Chief Operating Officer) w.e.f. September 19, 2023, till September 18, 2026.

Further, in terms of Applicable provisions of the Act and the Articles of Association of the Company, Mr. Gurmit Singh Mann (DIN: 00066653), Director of the Company retires at the ensuing AGM and being eligible, seeks re-appointment.

The necessary resolutions for re-appointment of Ms. Gursimran Kaur Mann, Mr. Sachchida Nand Misra and Mr. Gurmit Singh Mann forms part of the Notice convening the ensuing AGM scheduled to be held on Thursday, September 28, 2023.

The profile and particulars of experience, attributes, and skills that qualify Ms. Mann, Mr. Misra and Mr. Gurmit Singh Mann, for Board membership, are disclosed in the said Notice.

Key Managerial Personnel

In terms of Section 203 of the Act, the Key Managerial Personnel of the Company are:

1. Ms. Gursimran Kaur Mann – Managing Director
2. Mr. Sachchida Nand Misra - Whole Time Director designated as Chief Operating Officer
3. Mr. Dayal Chand Popli - Chief Financial Officer
4. Mr. Kamal Samtani – Company Secretary- till March 31, 2023
5. Mr. Shubham Kandhway- Company Secretary- w.e.f May 26, 2023

Mr. Kamal Samtani resigned as Company Secretary of the Company w.e.f. March 31, 2023.

DIRECTORS' RESPONSIBILITY STATEMENT

Pursuant to the provisions of Section 134(5) of the Act, the Board of Directors to the best of their knowledge and ability confirms that:

- i. In the preparation of the annual accounts, the applicable accounting standards had been followed along with proper explanation relating to material departures, if any;
- ii. The Directors had selected such accounting policies and applied them consistently and made judgments and estimates that are reasonable and prudent so as to give a true and fair view of the state of affairs of the company at the end of the financial year and of the Profit and Loss of the company for that period;
- iii. The Directors had taken proper and sufficient care for the maintenance of adequate accounting records in accordance with the provisions of this Act for safeguarding the assets of the company and for preventing and detecting fraud and other irregularities;
- iv. The Directors had prepared the annual accounts on a going concern basis; and
- v. The Directors had laid down internal financial controls to be followed by the company and that such internal financial controls are adequate and were operating effectively.
- vi. The Directors had devised proper systems to ensure compliance with the provisions of all applicable laws and that such systems were adequate and operating effectively.

DECLARATION BY INDEPENDENT DIRECTORS

The Company has received the necessary declaration from each Independent Director in accordance with Section 149(7) of the Act and Regulations 16(1)(b) and 25(8) of the SEBI Listing Regulations, that he/she meets the criteria of independence as laid out in Section 149(6) of the Act and Regulation 16(1)(b) of the SEBI Listing Regulations.

In the opinion of the Board, there has been no change in the circumstances which may affect their status as independent directors of the Company and the Board is satisfied of the integrity, expertise, and experience (including proficiency in terms of Section 150(1) of the Act and applicable rules thereunder) of all Independent Directors on the Board.

EVALUATION OF BOARD'S PERFORMANCE

The board evaluation is an essential part of the Company's commitment to good corporate governance. By conducting an annual evaluation of its

Board, Committees, and individual members, the Company demonstrates its commitment to transparency, accountability, and effective governance. It enables the Board to identify areas where it can improve its performance and ensures that the Company's governance practices remain in line with best practices. Details pertaining to the Process of Evaluation of Board, Committees and the Directors has been detailed in the Corporate Governance Report which forms part of the Boards' Report.

FAMILIARISATION PROGRAMME FOR DIRECTORS

The Company has an orientation process/familiarization program for its directors (including Independent Directors), which includes sessions on various business and functional matters, and strategy sessions. The Company ensures induction and training programs are conducted for newly appointed Directors. New Independent Directors are taken through a detailed induction and familiarization program, including briefing on their role, responsibilities, duties, and obligations, the nature of the business and business model, matters relating to Corporate Governance, Code of Business Conduct and Ethics, Risk Management, Compliance Programs, Internal Audit, etc.

PECUNIARY RELATIONSHIP OR TRANSACTIONS WITH THE COMPANY

During the year under review, the Non-Executive Directors of the Company had no pecuniary relationship or transactions with the Company, other than sitting fees (only to Independent Directors), and reimbursement of expenses incurred by them for the purpose of attending meetings of the Board/ Committee(s) of the Company.

COMPANY'S POLICY ON DIRECTOR'S APPOINTMENT AND REMUNERATION

The Company's policy relating to appointment of directors, payment of managerial remuneration, directors' qualifications, positive attributes, independence of directors and other related matters as provided under Section 178(3) of the Companies Act, 2013 has been disseminated at the Company's website at <https://www.simbhaolisugars.com/company-policies.php>.

MEETINGS OF THE BOARD AND COMMITTEES OF THE BOARD

The Board met five times during the year under review. The intervening gap between the meetings was within the period prescribed under the Companies Act, 2013 (the 'Act') and the SEBI Listing Regulations. The Committees of the Board usually meet the day before or on the day of the Board meeting, or whenever the need arises for transacting business. Details of composition of the Board and its Committees as well as details of Board and Committee meetings held during the year under review are given in the Corporate Governance Report.

AUDIT COMMITTEE

The composition and terms of reference of the Audit Committee has been furnished in the Corporate Governance Report forming a part of this Report. There had been no instances where the Board has not accepted the recommendations of the Audit Committee.

PARTICULARS OF CONTRACTS OR ARRANGEMENTS WITH RELATED PARTIES

The Company has a well-defined process of identification of related parties and transactions with related parties, its approval and review process. The Policy on Related Party Transactions as formulated by the Audit Committee and the Board is hosted on the Company's website at <https://www.simbhaolisugars.com/company-policies.php>. As required under Regulation 23 of the Listing Regulations, the Audit Committee has defined the material modification and has been included in the said policy.

All contracts, arrangements and transactions entered by the Company with related parties during FY 2022-23 (including any material modification thereof), were in the ordinary course of business and on an arm's length basis and were carried out with prior approval of the Audit Committee. All related party transactions that were approved by the Audit Committee were periodically reported to the Audit Committee. Prior approval of the Audit Committee was obtained periodically for the transactions which were planned and/or repetitive in nature and omnibus approvals were also taken as per the policy laid down for unforeseen transactions.

None of the contracts, arrangements and transactions with related parties, required approval of the Board/Shareholders under Section 188(1) of the Act and Regulation 23(4) of the Listing Regulations.

Further, during the year there were no material related party contracts entered into by the Company and all contracts were at arm's length and in ordinary course of business.

The particulars of contracts or arrangements made with related parties made pursuant to Section 188 of the Companies Act, 2013, SEBI (Listing Obligations and Disclosure Requirements), Regulations 2015 and Indian Accounting Standards 24 issued by the Institute of Chartered Accountants of India are furnished in Note 10 in the Notes to accounts forming part of the Standalone financial statements.

VIGIL AND WHISTLE BLOWER MECHANISM

The Company has established a vigil mechanism, which oversees through the Audit Committee, the genuine concerns expressed by the employees and other directors. The Company has also provided direct access to the Chairman of the Audit Committee on reporting issues concerning the interests of co-employees and the Company in order to provide adequate safeguards against victimization of all persons.

The policy on the vigil mechanism comprising of the whistle blower policy, has been disseminated at the Company's website at link-<https://www.simbhaolisugars.com/company-policies.php>. During the year, no such complaint has been received by the Company.

INTERNAL CONTROL SYSTEMS

The Company has an adequate system of internal control procedures which is commensurate with the size and nature of its business. Detailed procedural manuals are in place to ensure that all the assets are protected against loss and all transactions are authorized, recorded and reported correctly. The internal control systems of the Company are monitored and evaluated by internal auditors and their audit reports are reviewed by the Audit Committee of the Board of Directors. The observations and comments of the Audit Committee are placed before the Board.

RISKS & MITIGATION STEPS

The Company has an elaborate Enterprise Risk Management Policy and Risk Charter defining the risk management governance model, risk assessment, and prioritization process. Risk Management Framework of the Company integrates leading risk management standards and practices. In developing the Risk Management Framework, the focus has been to design a process that addresses the Company's business needs while remaining simple and pragmatic. Risk Management Framework of the Company outlines the series of activities that the Company would use in identifying, assessing, and managing its risks.

The Risk Management Framework of the Company consists of two key components

- Risk management process: the steps and activities that Company would employ to identify, prioritize, and manage risks; and
- Risk management structure: the enablers that facilitate the implementation of the process.

The Audit Committee reviews and monitors the key risks and their mitigation measures periodically and provides an update to the Board on the Company's risks outlined in the risk registers. The Audit Committee has additional oversight in the area of financial risks and controls.

MANAGEMENT DISCUSSION AND ANALYSIS

The Management Discussion and Analysis as required in terms of the SEBI (Listing Obligations and Disclosure Requirements) Regulations, 2015 (SEBI Listing Regulations) is annexed to the report as **Annexure-B**.

CORPORATE GOVERNANCE

Your Company attaches considerable significance to good Corporate Governance as an important step towards building investor confidence, improving investors' protection and maximizing long-term shareholders' value.

Pursuant to the SEBI Listing Regulations, the Corporate Governance Report is annexed to this report as **Annexure-C**. Further, the certificate of the Practicing Company Secretary, M/s Amit Gupta & Associates, Company Secretaries, Practicing Company Secretary, confirming compliance of conditions of Corporate Governance as stipulated under Schedule V(E) of the Securities and Exchange Board of India (Listing Obligations and Disclosure Requirements) Regulations, 2015 is annexed to the Corporate Governance report.

HUMAN RESOURCES

The Company believes that the Competence and Commitment of our employees are the key differentiating factors which enable our organization to create value by offering quality products & services to our customers. We strive to create a harmonious work environment & strengthen our work culture to drive high level of performance orientation. As a part of the culture, we are committed towards scaling up competence level of employees & offering them a long term career to attract & retain talent. As on March 31, 2023, the Company had 1450 employees (previous year 1485) on its direct pay roll.

Information in accordance with the provisions of Section 197(12) of the Companies Act, 2013 read with Rule 5(1) of the Companies (Appointment and Remuneration of Managerial Personnel) Rules, 2014, as amended, forms part of this Report as **Annexure-D**. As per the provisions of Section 136(1) of the Companies Act, 2013, the Annual Report excluding the information on employee's particulars under Rule 5(2) of the Companies (Appointment and Remuneration of Managerial Personnel) Rules, 2014, is being sent to the members which is, however, available for inspection in electronic mode. Members can inspect the same by writing to investors@simbhaolisugars.com. Any member interested in obtaining such information may write to the Company Secretary and the same will be furnished without any fee.

DISCLOSURES UNDER SEXUAL HARASSMENT OF WOMEN AT WORKPLACE (PREVENTION, PROHIBITION & REDRESSAL) ACT, 2013

As per the requirement of The Sexual Harassment of Women at Workplace (Prevention, Prohibition & Redressal) Act, 2013 and Rules made thereunder, your Company has in place a Policy for Prevention of Sexual Harassment of Women at Work Place and constituted an Internal Complaints Committees (ICC). No complaint has been received during the year ended March 31, 2023.

STATUTORY AUDITORS AND AUDITOR'S REPORT

As per the provisions of the Act, the Company appointed M/s Mittal Gupta & Co, Chartered Accountants as the Statutory Auditors of the Company for a period of five years commencing from the conclusion of the 10th Annual General Meeting held on December 21, 2020 till the conclusion of 14th Annual General Meeting.

Explanation or comments on qualifications, reservations or adverse remarks or disclaimers made by the Statutory Auditors in their reports

Explanation or comments on qualifications, reservations or adverse remarks or disclaimers made by the Statutory Auditors in their reports are self-explanatory and explained in details in notes to the accounts and at other appropriate sections in the Annual Report. The qualifications along with management comments are annexed as **Annexure-E**. The detailed statement of Impact of Audit Qualifications was submitted to the stock exchange along with the Financial Results for the year ended March 31, 2023 and available at the website of the Company

SECRETARIAL AUDITOR AND AUDITOR'S REPORT

The provisions of Section 204 of the Companies Act, 2013 mandates Secretarial Audit of the Company by a Company Secretary in Practice. The Board appointed M/s Amit Gupta & Associates, Company Secretaries, Practicing Company Secretary as the Secretarial Auditor for the financial year ending March 31, 2023. The Secretarial Auditors' Report for the financial year ended March 31, 2023 is annexed to this Report as **Annexure-F**. There is no qualification, reservation, adverse remark or disclaimer in the said report and do not call for any further comments.

Secretarial Audit report of Simbhaoli Power Private Limited, a material subsidiary, has also been attached as **Annexure-G**.

COST RECORDS AND COST AUDITORS

During the year under review, in accordance with Section 148(1) of the Act, the Company has maintained the accounts and cost records, as specified by the Central Government. Such cost accounts and records are subject to audit by M/s Satnam Singh Saggi, Cost Auditors of the Company for FY 2022-23.

The Board has re-appointed M/s Satnam Singh Saggi, Cost Accountants (Firm Registration Number: 102209) as Cost Auditors of the Company for conducting cost audit for the FY 2023-24. A resolution seeking approval of the Shareholders for ratifying the remuneration payable to the Cost Auditors for FY 2023-24 is provided in the Notice of the ensuing Annual General Meeting.

The Cost accounts and records as required to be maintained under section 148 (1) of the Act are duly made and maintained by the Company.

DEPOSITS

In terms of the provisions of Section 73 to 76 of the company's Act read with the relevant rules made thereunder, your Company has not accepted any deposit from the public.

ANNUAL RETURN

The Annual Return for financial year 2022 as per provisions of the Act and Rules thereto, is available on the Company's website at <https://www.simbhaolisugars.com/files/pdf/Annual%20Return%202022-23.pdf>. In terms of Rules 11 and 12 of the Companies (Management and Administration) Rules, 2014, the Annual Return shall be filed with the Registrar of Companies, with prescribed timelines.

ENERGY, TECHNOLOGY & FOREIGN EXCHANGE

As required under Section 134(3)(m) of the Companies Act, 2013 read with the Companies (Accounts) Rules, 2014, the information relating to Conservation of Energy, Technology Absorption and Foreign Exchange earnings & outgo is annexed and forms a part of this Report as **Annexure-H**.

PARTICULARS OF LOANS, GUARANTEES OR INVESTMENTS

The particulars of loans, guarantees or investments made under Section 186 of the Companies Act, 2013 and rules made there under are disclosed in respective heads and on Note 3.04 in the Notes to accounts forming part of the Standalone financial statements.

Simbhaoli Sugars Limited

The Company has the following investments as on March 31, 2023:

(Rs.in Lakhs)

S. NO.	Particulars	Opening balance (as on April 1, 2022)	Additions/ Deductions) during the year	Balance as on March 31, 2023
1	Integrated Casetech Consultants Private Limited 2,00,800 equity shares of Rs.10/- each	383.73	0	383.73
2	Simbhaoli Power Private Limited 55,38,734 equity shares of Rs.10/- each 48,92,941 debentures of Rs.100/- each	5,493.59 4,892.94	0 (54.91)	5,493.59 4,947.85
3	Simbhaoli Speciality Sugars Private Limited 19,000 equity shares of Rs.10/- each	190.00	0	190.00
4	Government Securities (NSC- Post Office)	4.62	1.0	5.62
5	Investments –Subsidiary (at Cost)	45.00	0	45.00
	Total	11,064.79	0	11,064.79

SECRETARIAL STANDARDS

The Company has in place proper systems to ensure compliance with the provisions of the applicable secretarial standards issued by The Institute of Company Secretaries of India and such systems are adequate and operating effectively.

TRANSFER TO INVESTOR EDUCATION & PROTECTION FUND

During the financial year ended March 31, 2023, No unpaid or unclaimed dividend or shares were liable to be transferred to Investor Education and Protection Fund.

SIGNIFICANT AND MATERIAL ORDERS

There are no significant and material orders passed by the regulators or courts or tribunals impacting the going concern status and the Company's operations in future.

ACKNOWLEDGEMENT

Your Directors take this opportunity to thank the employees, customers, shareholders, suppliers, bankers, business partners/associates, financial institutions, Securities and Exchange Board of India and Central and State Governments for their consistent support and encouragement to the Company.

For and on behalf of the Board

Date : August 11, 2023
Place : Noida

Sd/-
Gurmit Singh Mann
Chairman
(DIN: 00066653)

Sd/-
Ms. Gursimran Kaur Mann
Managing Director
(DIN: 00642094)

FORM AOC-1
Annexure- A

(Pursuant to first proviso to sub-section(3) of section 129 read with rule 5 of Companies
(Accounts) Rules,2014)

**Statement containing salient features of the financial statement of subsidiaries/associate companies/joint ventures
Part"A" : Subsidiaries**

(Amount ₹ in Lacs)

S. NO.	Particulars	Details		
		Intereated Casetech Consultants Pvt Ltd	Simbhaoli Power Private Limited *	Simbhaoli Speciality Sugars Private Limited
1.	Name of subsidiary			
2.	Reporting period for the subsidiary concerned,if different from the holding compony's reporting period	Year ended 31.03.2023	Year ended 31.03.2022	Year ended 31.03.2023
3	Reporting currency and exchange rate as on the last date of the relevant Financial year in the case of foreign subsidiaries	N.A	N.A	N.A
4	Share capital	23.58	1,086.00	1.90
5	Reserves and surplus	298.02	13,983.11	140.90
6	Total Assets	2,125.69	31,156.60	148.16
7	Total Liabilities	2,125.69	31,156.60	148.16
8	Investments	0.15	669.61	-
9	Turnover	2,279.37	5,329.44	-
10	Profit/Loss before taxation	32.76	(88.11)	5.22
11	Provision for taxation	(15.27)	-	(1.57)
12	Profit/Loss after taxation	17.49	(88.11)	3.65
13	Proposed Dividend	-	-	-
14	% of shareholding	85.16	51	100

*Figures for the year ended March 31, 2023 have not been incorporated for the reasons as mentioned in the Board Report

Note: Simbhaoli Global Commodities DMCC, a wholly owend subsidiary closed in the year ended March 31, 2021

Part"B" : Associates and Joint Ventures
Statement pursuant to Section 129(3) of the Companies Act,2013 related to Associate Companies and Joint ventures

S. NO.	Name of Associates/Joint Ventures	Uniworls Sugars Private Limited*
1	Latest audited Balance Sheet Date	31.03.2018
2	Share of Associate/Joint Ventures held by the company on the year end	29011770
3	Amount of Investment in Associates/Joint Venture(in lacs)	Nil
4	Extend to Holding %	21.37%
5	Description of how there is significant influence	Cmpany along with its affiliates hold 25.15% shares
6	Reason why the associate/joint venture is not consolidated	N.A
7	Net worth attributable to shareholding as per latest audited Balance Sheet (in lacs)	N.A
8	Profit/Loss for the year(in ₹ lacs)	N.A

MANAGEMENT DISCUSSION AND ANALYSIS

ECONOMIC REVIEW

Global

The global economy experienced slower growth at 3.2% in 2022-23 compared to 6.2% in 2021-22. Several factors contributed to this, including the Russia – Ukraine conflict, a return of inflation, a pandemic upsurge in China, global liquidity squeeze, and quantitative tightening by the US Federal Reserve. These challenges led to moderated global capital and consumer spending, disrupted trade, increased energy costs, and cautious consumer behavior. Global inflation elevated to 8.9%. This prompted central banks to aggressively tighten their monetary policy, which further impacted economic activity.

Outlook

In 2023-24, analysts predict that the ongoing issues will continue to impact the global economy, leading to a further slowdown in economic growth. The UK may face a mild recession due to increased cost-of-living, which affects household purchasing power and consumption. Additionally, tighter fiscal and monetary policies are contributing to the economic challenges.

Estimates suggest that the global recovery may begin in the second half of 2023-24, with inflation moderating and the reopening of the Chinese economy. Some positive signs are already visible, such as cooling-off of fuel and commodity prices, along with global container freight rates.

However, the outlook remains uncertain due to several risks. Stress has been observed in banking systems in the US and Europe in recent months, which could worsen with prolonged high inflation levels. This might result in further rate hikes and negatively impact the business environment. The unresolved Russia-Ukraine conflict also adds uncertainty, affecting energy markets and disrupting the supply-demand balance. These uncertainties pose challenges to the global economic recovery in 2023-24.

India

Despite global volatility, the Indian economy demonstrated resilience and achieved a growth rate of 6.8% in 2022, positioning it as the fifth-largest economy globally in terms of nominal GDP. This growth was facilitated by several factors, including the reduction in Covid-19 cases, the expansion of manufacturing through government policies like the Production Linked Incentive (PLI) Scheme and corporate tax cuts, capex recovery, and cyclical upturn in sectors such as banking and auto. Additionally, the country's strengthened digital infrastructure and widespread adoption of real-time digital payments contributed to unlocking 0.56% of GDP.

However, the economy faced inflationary pressures due to rising crude oil prices, prompting the Reserve Bank of India to implement interest rate hikes. The Indian rupee's depreciation against the US dollar also added to inflation challenges.

Amid the growing global focus on sustainability and clean energy, India is steadily moving towards a clean and sustainable economy growth model. As part of this transformative journey, the country has recognized the importance of ethanol as a key pillar of its clean energy strategy and commitment to climate and carbon emissions reduction. With a vision to reduce its dependence on fossil fuels and mitigate greenhouse gas emissions, India has implemented supportive policies and initiatives on clean energy and bio-ethanol fronts.

The emphasis on ethanol production and usage in India's energy mix has opened new avenues for renewable energy sources, leading to increased investments in biofuel technologies and infrastructure. The government's supportive policy framework includes measures such as blending mandates, financial incentives, and investment facilitation, promoting the adoption of bio-ethanol and biofuel technologies across various sectors. These efforts not only contribute to India's climate change mitigation goals but also foster sustainable development, create green jobs, and enhance energy security.

By embracing ethanol as a cleaner alternative to traditional fossil fuels, India demonstrates its commitment to a cleaner and greener future, aligning with global efforts to combat climate change and transition towards a sustainable economy.

Outlook

Looking ahead, the International Monetary Fund projects robust growth of 5.9% for the Indian economy in 2023, the highest among emerging economies. This growth will be driven by strong domestic demand, healthy consumption growth, improvements in the labor market, increased consumer confidence, recovery in rural demand, and higher purchasing power with moderating inflation. The government's efforts to boost private investments through increased capex allocation and targeted reduction of fiscal deficit also contribute to the positive outlook.

However, there are risks to the outlook, such as weakness in the global economy impacting exports, volatility in food and crude oil prices, slowdown in private consumption, and aggressive monetary tightening by global central banks to control inflation. These factors could pose challenges to India's economic growth in the coming year.

SECTORIAL REVIEW

Global Sugar Sector Review

The sugar business plays a significant role in national economies worldwide, requiring substantial capital investments for large-scale operations to stay competitive. Global sugar production is estimated to reach 180.43 million tonnes in 2022-23, compared to 173.5 million tonnes in the previous year. Despite a decline in India, increased exports from Brazil and Thailand are expected to offset the decrease.

The global sugar market size is projected to grow from 189.0 million tons in 2022 to 217.2 million tons by 2028, with a compound annual growth rate (CAGR) of 1.64% between 2023-2028. Emerging regions like India, China, and the Middle East show promising growth in sugar-based product demand, driven by rising disposable incomes, urbanization, and changing food habits.

Global sugar consumption is estimated at 176 million tonnes, up from 172.4 million tonnes in FY 2021-22, primarily due to population growth in China, India, and Russia. As a result of the increased global consumption surpassing production growth, sugar stocks are expected to decrease.

Global Ethanol Sector Review

The global ethanol market is experiencing a rise in interest as a biofuel worldwide, with the sector's market size estimated at US\$ 109 billion in 2022. It is projected to grow at a CAGR of 4.6% and reach US\$ 170 billion by 2032. The industrial ethanol market is driven by increased usage in the food and beverage sector, particularly in the production of alcoholic beverages like vodka, beer, and gin. Industrial ethanol is also used as a food additive for even food coloring distribution and in common extracts like vanilla extract.

Government initiatives to boost ethanol production further contribute to market growth. North America holds the largest market share at 18.6%, led by the United States, followed by Europe at 16.3%. The Asia Pacific region is expected to witness faster market growth due to developing countries' renewable energy programs aiming to reduce crude oil and petrochemical imports.

Indian Sugar Sector Review

The Indian sugar sector is expected to produce between 328 to 330 lakh tonnes in 2022-23, taking into account the diversion of 40 lakh tonnes for ethanol production. Domestic sugar consumption in India is estimated to be 275 lakh tonnes in the same season.

Indian sugar exporters have received favourable prices, with export realizations ranging from Rs. 36-38 per kg compared to domestic prices of Rs. 33-35 per kg. The country has estimated export contracts of 45-50 lakh tonnes, out of the 60 lakh tonnes export quota announced. As the second-largest global sugar exporter, India is expected to report 90 lakh tonnes of sugar in the 2022-23 season.

The Indian Sugar Mills Association (ISMA) has reported that around 35 lakh tonnes of sugar export contracts were initiated for the 2022-23 season before the government's announcement of the export policy. The export policy, announced in November 2022, permits the export of 60 lakh tonnes of sugar on a quota basis until May 31, 2023.

Indian Ethanol Sector Review

India has achieved the target of supplying petrol blended with 10% ethanol ahead of schedule, which resulted in significant benefits. The forex impact amounted to over Rs. 41,500 crore, reduced greenhouse gas emissions by 27 lakh tonnes, and farmers received over Rs. 40,000 crore. The country has advanced its target to produce petrol blended with 20% ethanol by 2025, leading to an estimated annual saving of \$4 billion. This move will enhance the use of renewable energy in India, the world's third-largest oil importer and consumer.

Sugar factories are transforming their manufacturing units into "Green Energy Hubs" to increase ethanol consumption and create an additional revenue stream. These hubs will serve as access points to renewable energy for local farmers. Oil marketing companies have proposed the allocation of around 400 crore liters of ethanol across various locations in the country. Sugar mills are expected to divert about 50 lakh tons of sugar for ethanol production.

To support this initiative, the government is expected to increase the purchase price of ethanol across all categories by up to Rs.2 per liter for the 2022-23 sugar season. Ethanol manufacturers are optimistic about a significant increase in the price at which oil marketing companies will purchase ethanol in the same period.

COMPANY REVIEW

Simbhaoli Sugars is known for its extensive involvement in India's sugar sector for over nine decades. The company operates as an integrated player in the sugar industry, engaging in the production of sugar, ethanol, spirits, and other valuable by-products. With three sugar mills located in Uttar Pradesh, Simbhaoli Sugars has a collective crushing capacity of 19,500 TCD (tonnes crushed per day). Additionally, it possesses two distilleries with a combined ethanol production capacity of 180 KLPD (kilo-liters per day).

Further, the Company has a Subsidiary Simbhaoli Power Private Limited, a Joint Venture with Sindicatum Bagasse India Pte. Ltd, Singapore, which houses the Integrated Co-generation Power Plants located within the Simbhaoli and Chilwaria complexes and are capable to generate biomass based power aggregating 100 mwh for supplying the power for the captive consumption of the sugar plants and sale of surplus power to the UP-State grid under the power purchase agreements.

FINANCIAL REVIEW

Consolidated Performance

Company recorded a Consolidated turnover of Rs.1,41,743.15 Lakhs in the current year against Rs. 1,42,631.28 Lakhs in the previous year. The Company registered a consolidated Loss before tax and exceptional income (including Other Comprehensive Income) of Rs. (3,067.46) Lakhs for the year ended March 31, 2023 against a Loss before tax (including the Comprehensive Income) of Rs. (3,270.00) Lakhs in the previous year.

Standalone Performance

Company recorded a Standalone turnover of Rs. 1,39,591.11 Lakhs in the current year against Rs. 1,39,865.18 Lakhs in the previous year. The Company registered a consolidated Loss before tax and exceptional income (including Other Comprehensive Income) of Rs.(3138.36) Lakhs for the year ended March 31, 2023 against a Loss before tax (including the Comprehensive Income) of Rs. (922.44) Lakhs in the previous year.

Highlights of Company's Financial performance has been provided in the Boards' Report.

Key Ratios:

Particulars	2022-23	2021-22
Debtors Turnover Ratio	30.09	26.23
Inventory Turnover Ratio	2.96	2.90
Interest Coverage Ratio		
Debt Service Coverage Ratio	NA^	1.80
Current Ratio	0.31	0.31
Debt Equity Ratio	NA@	(39.82)
Operating Profit Margin (%)		1.68
Net Profit Margin (%)	(2.25)*	(0.73)
Return on capital employed (%)	0.64#	1.97
Return on Net Worth		(45.47)

Segment-wise Performance

Sugar Operations: The Company's units located at Simbhaoli, Brijnathpur and Chilwaria were running on B-heavy molasses for a particular period of the season. Sugar recovery has been gradually falling in UP. While in 2018-19 it had hit a record 11.46%, it decreased to 11.30% in 2019-20, 10.76% in 2021-22 and 10.63% in 2022-23 on account of pests' infestation like top borer and weather conditions including late rains.

Distillery Operations: The Company produced a total of 336 lakh litres of alcohol, out of which 241 lakh litres of ethanol was produced (171.91 lakh litres through the B-Heavy route and 62.53 lakhs litres through C-Heavy routes respectively).

Further, in recent years, the Company successfully introduced three new whisky brands named Seven Knight Premium Whisky, Brown Eagle Golden Whisky, and Brown Eagle Royal Pack Whisky. These new brands have received a positive and encouraging response from the domestic market.

Branded and Speciality Sugar Operation: As part of our efforts to boost sales and ensure convenient access to our products, we have successfully implemented e-commerce functionality on a diverse range of our FMCG offerings through our Direct-to-consumer e-commerce website.

Additionally, we have remained committed to the development of our sugar brand, 'Trust,' and have enhanced our sales and marketing infrastructure to strengthen distribution through modern retail and wholesale trade channels. Notably, our Trust branded sugar sachets have gained significant acceptance and leadership in the hospitality industry.

Financial Performance with respect to Operational Performance

The company's financial performance in conjunction with its operational achievements during the review period underscores its dynamic growth trajectory. With revenue from operations amounting to Rs. 1,37,832.27 Lakhs, a marginal increase of 0.53% compared to the previous fiscal year's Rs. 1,37,112.01 Lakhs, the company exhibited its steady revenue generation capability. Moreover, the commendable progress in operational metrics is evident as the total sugarcane crushed reached 2,44,44,026 Qtl, marking an impressive 9.44% process volume growth in comparison to the previous year's 2,23,36,260 Qtl. In terms of sugar production, the company continued its upward trajectory, delivering a total of 24,28,400 Qtl of sugar, signifying a notable 1.40% production volume growth from the preceding year's 23,94,805 Qtl. Despite these operational strides, the financial landscape depicted a loss before tax and exceptional income amounting to Rs. 3,138.36 Lakh for the fiscal year ending March 31, 2023, in contrast to the loss before tax of Rs. 922.44 Lakh reported in the previous year. The comprehensive financial picture reveals a total comprehensive loss of Rs. 3,292.02 Lakh for the year ending March 31, 2023, as compared to the previous year's total comprehensive loss of Rs. 935.64 Lakh. These juxtaposed financial and operational results depict a complex interplay of growth and challenges that contribute to the company's evolving trajectory.

INTERNAL CONTROLS

The Company has an adequate system of internal control procedures which is commensurate with the size and nature of its business. Detailed procedural manuals are in place to ensure that all the assets are protected against loss and all transactions are authorized, recorded and reported correctly. The internal control systems of the Company are monitored and evaluated by internal auditors and their audit reports are reviewed by the Audit Committee of the Board of Directors. The observations and comments of the Audit Committee are placed before the Board.

OPPORTUNITIES

Over the past five years, the government's proactive policies have created significant opportunities for the sugar sector. The promotion of sugar exports, provision of export quotas and assistance, encouragement of ethanol blending, and setting a minimum support price (MSP) for sugar have been instrumental in effectively managing the issue of sugar surplus. As a result, sugar stocks have reduced, cane arrears have decreased, and the industry's cash flow has improved.

The government's strategic approach to managing the country's balance sheet has further opened up opportunities for the sugar industry. By prioritizing domestic supply and ethanol blending before allowing exports, the government ensures that sugar is made available for the domestic market first, contributing to greater stability and sustained growth. Collaborative efforts between the Central and State Governments have led to enhanced performance parameters in the sugar industry, such as improved sugar recovery, yield, and the development of new varieties.

Moreover, the government has set an ambitious target of achieving 20% ethanol blending by 2025. This will require a substantial amount of ethanol, approximately 1,016 crore liters, with an additional 334 crore liters for other purposes. To meet this demand, the industry has the opportunity to create a capacity of 1500 crore liters. While 650 crore liters are expected to be sourced from sugarcane, other alternatives, including grains, will contribute to fulfilling the target. These initiatives present a promising outlook for the sugar sector, driving growth, and fostering economic sustainability.

THREATS, RISKS AND CONCERNS

The Company has an elaborate Risk Management Framework defining the risk management governance model, risk assessment, and prioritization process. Risk Management Framework of the Company integrates leading risk management standards and practices. In developing the Risk Management Framework, the focus has been to design a process that addresses the Company's business needs while remaining simple and pragmatic. Risk Management Framework of the Company outlines the series of activities that the Company would use in identifying, assessing, and managing its risks. Key Risks including the Mitigation Measures have been detailed below

Raw Material Risk: In the past year, there has been a noticeable rise in the presence of specific insect pests, including Top Borer and Early Shoot Borer, in sugar cane crops. The Top Borer's impact is particularly significant in the Cane Variety CO-238, which constitutes a substantial portion of the company's cane area. To address this issue, the company is implementing integrated pest management techniques to control the incidence of these pests. Additionally, efforts are already being made to supplement the CO-238 cane variety with other varieties to minimize its impact on the company's command area.

Sugar Price Risk: The pricing dynamics in the sugar industry are complex. While cane prices are determined by the state government, sugar realizations are influenced by market demand and supply. This can lead to discrepancies between cane prices and sugar realizations. To address this risk, the government has established a Minimum Selling Price (MSP) for sugar, initially set at 29.0 per kg and currently at 31.0 per kg. Sugar mills are not allowed to sell sugar below this price. Further, to maintain stable prices, the government has implemented a monthly release mechanism to regulate sugar supply in the market. Additionally, policies are in place to divert excess sugar towards ethanol production or exports, thereby managing potential price dampening caused by oversupply.

The industry is advocating for an increase in the MSP to 38-40 per kg, with ISMA and NFCSF proposing specific price levels for different grades of sugar.

Furthermore, a significant portion of cane and sugar is diverted for ethanol production, for which the government provides a fixed price that aligns with industry costs. The company has taken measures to divert sugar for the production of ethanol using B-heavy molasses and sugar syrup. This strategy aims to reduce sugar production and increase ethanol production. By ensuring consistent ethanol supplies to oil companies.

Regulatory Risk: The sugar industry faces various regulatory risks, including environmental regulations, fluctuating raw material prices, and government policies. The major risk is the disjointed sugarcane price set by state governments. To support the industry's financial health and liquidity, both the Central and State Governments provide policy and subsidy support, enabling sugar mills to meet the fixed cane price mandated by the government.

Regarding the ethanol business, the government has introduced an amendment that prohibits state governments from regulating alcohol meant for industrial use. As a result, several states have relaxed their control on ethanol supplies, offering new opportunities for the ethanol sector.

Financial Risk: During the year, pending completion of the debt resolution, the Company has not been able to meet its obligations towards the lenders for repayment of both principal and interest. The Company has approached its lenders to implement debt resolution plan of its outstanding debts in accordance with its available future cash flows, sustainability of the business and nature of the business of industry. The Company has approached its commercial lenders to implement debt resolution plan of its outstanding debts including One Time Settlement Proposal (OTS) wherein resolution of entire outstanding debts of commercial banks are proposed to be settled through payment of One Time Agreed amount. OTS proposal submitted by the Company is under consideration by commercial lenders while debt re-alignment proposal submitted with lenders other

than commercial lenders is also under consideration.

Further, the Company's focus on growing and optimizing its ethanol business is expected to help the company generate quicker revenues, strengthening the company's liquidity position.

Business Existence Risk: On account of delays in servicing of loans, certain lenders to the Company have initiated recovery proceedings at various forums, including filing of applications before the Hon'ble National Company Law Tribunal (NCLT) under Section 7 of the Insolvency and Bankruptcy Code, 2016 in addition to approaching Debt Recovery Tribunals in Delhi and Uttar Pradesh as well.

The Company is pursuing these matters in the appropriate forums and alternatively has been engaged with its lenders for Debt Resolution through One Time Settlement Proposal (OTS). OTS proposal submitted by the Company is under consideration by commercial lenders while debt re-alignment proposal submitted with lenders other than commercial lenders is also being under consideration.

HUMAN RESOURCES / INDUSTRIAL RELATIONS

The Company believes that the Competence and Commitment of our employees are the key differentiating factors which enable our organization to create value by offering quality products & services to our customers. We strive to create a harmonious work environment & strengthen our work culture to drive high level of performance orientation. As a part of the culture, we are committed towards scaling up competence level of employees & offering them a long term career to attract & retain talent. As on March 31, 2023, the Company had 1450 employees (previous year 1485) on its direct pay roll.

CAUTIONARY STATEMENT

This Management Discussions & Analysis includes forward-looking statements regarding the Company's objectives, projections, estimates, expectations, and predictions. However, actual results may differ from these statements due to various factors such as changes in material costs, technological advancements, and shifts in the political and economic environment, tax laws, and labor relations.

Sources:

Report by ACI Worldwide, in partnership with Global Data and the Centre for Economics and Business Research

International Monetary Fund (Global Prospects and Policies Apr 2023)

International Monetary Fund (World Economic Outlook Apr 2023)

Niti Ayog (Roadmap for ethanol blending in India 2020-25)

National Federation of Cooperative Sugar Factories Limited

All India Sugar Trade Association

Indian Sugar Mills Association

UP Sugar Mills Association

CORPORATE GOVERNANCE REPORT

COMPANY’S PHILOSOPHY ON CODE OF GOVERNANCE

Corporate governance refers to the set of principles, values, and processes that guide the management and board of a company. It is essential for the long-term success of a business, as it ensures accountability, transparency, and ethical decision-making. The foundation of a successful enterprise is built on excellent corporate governance practices, and strong leadership is vital to this end.

The Company has a strong legacy of fair, transparent, and ethical governance practices. The Company’s philosophy on Corporate Governance ensures transparency in its affairs and the functioning of the Management and the Board and accountability toward its stakeholders. It also encompasses the oversight of business strategies and ensures fiscal accountability, ethical corporate behaviour and fairness to all stakeholders comprising regulators, employees, customers, vendors, investors and the society at large.

The Company recognizes that corporate governance is not just a principle to be followed but a way of life embedded in its behaviour and culture. It endeavours to adopt the industry’s best practices, focusing on transparency in its affairs, the functioning of the Management and Board, and accountability towards stakeholders. The Company’s philosophy ensures that it creates sustainable value for shareholders while fulfilling social obligations and complying with regulatory requirements.

The Company’s approach to corporate governance includes creating a culture of openness, establishing a system that encourages employees to voice their concerns openly and without fear or inhibition. Corporate governance of the Company is further strengthened through the Company’s Code of Business Conduct and Ethics, and the Company’s Code of Conduct for Prevention of Insider Trading.

The Company has complied with requirements of Corporate Governance set forth in Regulation 17 to 27, as well as Schedule V and clauses (b) to (i) of sub regulation (2) of Regulation 46 of the Securities and Exchange Board of India (“SEBI”) (Listing Obligations and Disclosure Requirements) Regulations, 2015 (“Listing Regulations”), as applicable.

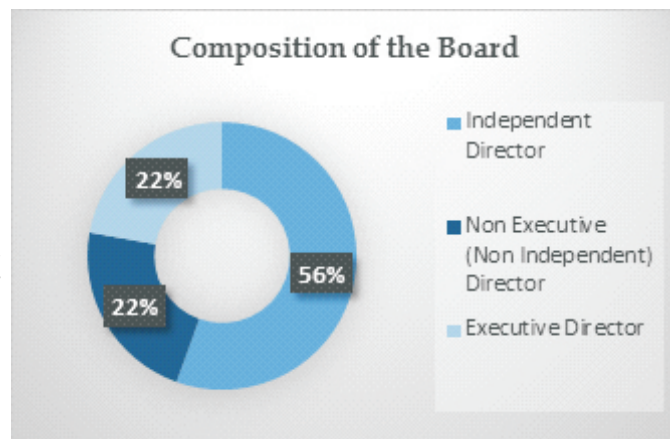
BOARD OF DIRECTORS AND GOVERNANCE FRAMEWORK

Composition and size of the Board

As on March 31, 2023, the Board consists of 9 Directors comprising of 5 Independent Directors, 2 Non-Executive (Non-Independent) Directors and 2 Executive Directors including a Women Director. 78% of the Board is represented by Non-Executive Directors and 22% by Executive Directors. Further, Independent Directors constitute 56% strength of the Board. Details of appointments /re-appointments of Directors during the financial year 2022-23 are provided in Board’s Report.

The Chairman of the Board is a Non-Executive (Non Independent) Director related to the Promoter and is related to the Managing Director (“MD”) but not related to the Chief Operating Officer (“COO”) of the Company. A clear distinction exists between the roles and duties of the Chairman and those of the Managing Director and Chief Operating Officer.

The composition of the Board is in conformity with Regulation 17 of the Listing Regulations read with Section 149 of the Act. Details of Directors such as education, nationality, date of appointment and shareholding held in the Company as on March 31, 2023, as under:



Name & DIN	Designation & Category	Education Qualification	Nationality	Date of First Appointment on the Board	Shareholding in the Company
Mr. Gurmit Singh Mann (00066653)	Chairman Non-Executive (Non Independent) Director	Senior Cambridge	Indian	September 18, 2012	47,26,154
Ms. Gursimran Kaur Mann (00642094)	Managing Director	Graduate in Economics & Political Science, MBA	Indian	September 18, 2012	41,86,672
Mr. Gural Singh (00064807)	Non-Executive (Non Independent) Director	B.A. (Hons.) Economics	Indian	September 18, 2012	38,34,270
Mr. Sachchida Nand Misra (06714324)	Chief Operating Officer Executive Director	BSc, ANSI form National Sugar Institute	Indian	November 09, 2015	1521
Justice (Retd.) Chandra Kisan Mahajan ^A	Independent Director	MA, LLB Justice (Retd.) High Court	Indian	November 09, 2015	316

Name & DIN	Designation & Category	Education Qualification	Nationality	Date of First Appointment on the Board	Shareholding in the Company
Mr. Har Prasad Kain (08277248)	Independent Director	IRS Officer	Indian	November 14, 2018	-
Mr. Shyam Sunder (08676856)	Independent Director	Chartered Accountant	Indian	February 13, 2020	-
Mr. Atul Mahindru (08624563)	Independent Director	B.COM, LLB	Indian	November 28, 2019	-
Mr. Aseem Sehgal (08202621)	Independent Director	Company Secretary, MBA	Indian	February 23, 2021	-

^ Justice (Retd.) C. K. Mahajan one of the Independent Director of the Company cease to be director w.e.f May 30, 2023.

Diversified & Experience Board

The Board of the Company is formed with an optimum combination of executive and non-executive directors, which not only meet the legal obligation but also make a diversified Board with a mixed blend of experiences, expertise, and professionals. The Board, while discharging its responsibilities and providing effective leadership to the business, uphold the corporate value, promote the ethical culture, endorse sustainability and leverages innovation. Independent directors play a pivotal role in upholding Corporate Governance norms and ensuring fairness in decision-making. Being experts in various fields, they also bring independent judgement on matters of strategy, risk management, controls and business performance.

The Company's Board comprises highly experienced and competent individuals of notable integrity. They possess strong financial acumen, strategic astuteness, leadership qualities, and are committed to the Company, devoting sufficient time to meetings and preparation.

The Board periodically evaluates the need for change in its composition and size. The profile of the Directors is available on the Company's website at <https://www.simbhaolisugars.com/board-of-director.php>.

Except Mr. Gurmit Singh Mann and Ms. Gursimran Kaur Mann, none of the Directors of the Company are related to each other.

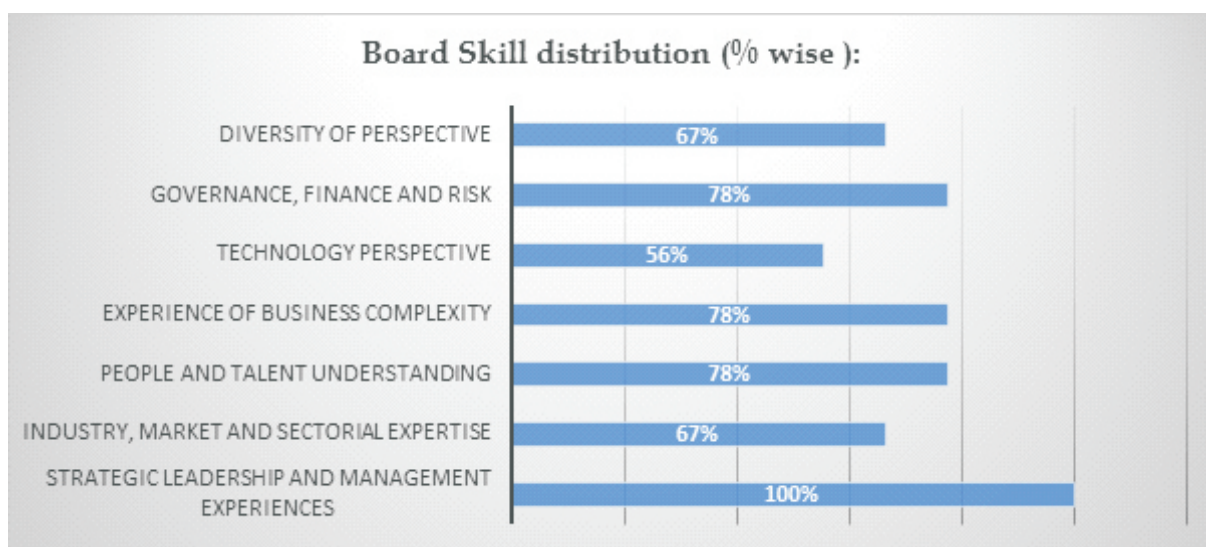
Skills /expertise /competencies identified by the Board of Directors

To operate effectively, the Board has identified key skills, expertise, and competencies that are relevant to the Company's business and sector. The following skills, expertise, and competencies have been recognized by the Board as fundamental to the Company's efficient operation:

- a) **Strategic Leadership and Management Experiences:** This entails a director with a vast experience with past or current experience in the "C Level" or in other professional or leadership position overseeing multiple disciplines/functions in an organization.
- b) **Industry, Market and Sectorial Expertise:** Has expertise with respect to the processes critical to the industry, manufacturing and sector in which the organization operates. Has ability to interpret the macro-economic environment, nuances of the business, regulations and legislations for the market/(s) and the business, organization operates in.
- c) **People and Talent Understanding:** Has insights and experience of effectively managing human capital and brings best practices which are suitable for the organization. Ability to infuse strategies to develop talent and align the organization to meeting Key Objectives and Develop Tomorrow's Leaders.
- d) **Experience of Business Complexity:** Experience in handling vast and complex geographies in leadership roles for more than 10 years. Has developed expertise and experience in managing vast and complex jurisdictions in terms of operations, risk management and financial stewardship.
- e) **Technology Perspective:** Brings expertise to align technologies to business needs to drive process change and product development strategies while aligning to Group's strategic drive.
- f) **Governance, Finance and Risk:** Has an up to date thorough understanding of principles of Corporate Governance, Financial Management and the legislative landscape of the Industry. Proven capabilities of providing inputs for strategic financial planning, in-depth understanding of financial statements, and overseeing budgets for the efficient use of resources. An expert hand in overall Risk Management of the enterprise.
- g) **Diversity of Perspective:** Understanding of the larger landscape and providing relevant, diverse and critical views to the Board that is invaluable for managing key stakeholders and business challenges.

The following details the Directors of the Company who possess skills, expertise, and competencies, identified by the Board:

Director Name / Skills	Strategic Leadership and Management Experiences	Industry, Market and Sectorial Expertise	People and Talent Understanding	Experience of Business Complexity	Technology Perspective	Governance, Finance and Risk	Diversity of Perspective
Mr. Gurmit Singh Mann	✓	✓	✓	✓	✓		✓
Ms. Gursimran Kaur Mann	✓	✓	✓	✓	✓	✓	✓
Mr. Gurpal Singh	✓	✓	✓	✓	✓		✓
Mr. S. N. Misra	✓	✓	✓	✓	✓	✓	✓
Justice (Retd.) C. K. Mahajan	✓		✓	✓		✓	✓
Mr. H. P. Kain	✓	✓	✓			✓	
Mr. Shyam Sunder	✓	✓		✓		✓	
Mr. Atul Mahindru	✓		✓		✓	✓	
Mr. Aseem Sehgal	✓			✓		✓	✓



Selection and appointment of new directors

The Board of Directors, appointed by the shareholders of the Company, serves as the highest governing body responsible for overseeing the overall functioning of the Company. It provides strategic direction, leadership, and guidance to the Company's management and monitors its performance with the objective of creating long-term value for the Company's stakeholders.

The Nomination and Remuneration Committee of the Board ("NRC") is entrusted with the responsibility for developing competency requirements for the Board, based on the industry and strategy of the Company. The Board composition analysis reflects an in-depth understanding of the Company, including its strategies, environment, operations, financial condition, and compliance requirements. The NRC advises the Board on the appointment and reappointment of Directors, and also conduct periodic gap analyses to refresh the Board and reviewing potential candidates' profiles to ensure they have the required competencies.

The NRC also undertakes reference and due diligence checks and meets potential candidates before making recommendations to the Board. The appointee is briefed on the specific requirements for the position, including expected expert knowledge. Once a suitable candidate is identified, the NRC recommends their appointment to the Board for approval. Upon receiving the NRC's recommendation, the Board considers and appoints the individual as an additional director and proposes the appointment to the shareholders for their approval.

Each Director of the Company is appointment with the approval of the Board and Shareholders. All directors seek periodic re-appointment by the shareholders, none of the Director has perpetual office.

Board meetings

During the review period, the Board met four times, with meetings held on May 19, 2022, August 10, 2022, November 14, 2022 & February 13, 2023. The maximum duration between two consecutive meetings was less than 120 days. To ensure well informed decision-making, the agenda and related documents were distributed to the Directors in advance. The minutes of all Board and Committee meetings were also circulated to all Directors, with comments taken into account before finalization. The Board convenes at least once every quarter to evaluate the Company's financial results and performance. In urgent situations, resolutions may be passed via circulation in accordance with applicable laws, and these are then confirmed during the subsequent Board meeting.

Attendance of Directors during FY 2022-23

Details of attendance of the Directors at the Meetings of Board and Shareholders held during FY 2022-23:

Director Name	Total Board Meeting Held	Board Meeting Attended	% of Attendance	Attendance at Annual General Meeting held on September 24, 2022
Mr. Gurmit Singh Mann	4	4	100	Yes
Ms. Gursimran Kaur Mann	4	4	100	Yes
Mr. Gurpal Singh	4	3	75	No
Mr. S. N. Misra	4	4	100	Yes
Justice (Retd.) C. K. Mahajan [^]	4	4	100	Yes
Mr. H. P. Kain	4	4	100	Yes
Mr. Shyam Sunder	4	4	100	Yes
Mr. Atul Mahindru	4	3	75	No
Mr. Aseem Sehgal	4	4	100	Yes

[^]Justice (Retd.) C. K. Mahajan one of the Independent Director of the Company cease to be director w.e.f May 30, 2023.

Information flow to the Board

The Management provides the Board with additional information beyond what is required by regulation, which enables informed decision-making and contributes to the Company's growth. The Managing Director, Executive Director & Chief Operating and, Chief Financial Officer are responsible for day-to-day management. The Board periodically reviews updates on projects, strategic plans, performance, risk management, and other key areas impacting the business, and also on organization talent and culture and succession planning for critical roles including senior management. Information is provided continuously for review and approval, including strategic and operating plans, financial statements, appointments in senior management and directors, audits, legal and compliance matters and regulatory updates. Follow-up and reporting occur after meetings. A formal system for follow-up, review, and reporting on actions taken by management on board decisions is in place.

The Board Members are provided with continuous information about the Company's operations for their review, input, and approval. The Management also present various matters such as appointment of Directors and Key Managerial Personnel, corporate actions and updates, review of internal and statutory audits, details of investor grievances, important managerial decisions, material positive/negative developments, risk management initiatives including cyber security along with mitigation actions and legal/statutory matters to the respective Committees of the Board. These matters are later presented to the Board of Directors for approval, as may be required.

Other Directorship & Committee position as on March 31, 2023:

Details of other directorship or committee position as a member or chairperson held by the Directors of the Company in other public companies, along with the names of the listed entities where the person is a director indicating the category of such directorship as on March 31, 2023, are as under:

Name of the Director	No. of directorship in other Indian Public Companies*		No. of Board Committee positions in other Indian Public Companies**		Directorship in other equity listed companies along with category***
	Chairperson	Member	Chairperson	Member	
Mr. Gurmit Singh Mann	4	-	-	-	-
Ms. Gursimran Kaur Mann	-	4	-	-	-
Mr. Gurpal Singh	-	2	1	1	-
Mr. S. N. Misra	-	1	-	-	-
Justice (Retd.) C. K. Mahajan [^]	-	1	-	2	1
Mr. H. P. Kain	-	1	2	1	-
Mr. Shyam Sunder	-	-	-	-	-
Mr. Atul Mahindru	-	-	-	-	-
Mr. Aseem Sehgal	-	-	-	-	-

*For the purpose of reckoning Directorship /Committees position on which a Director can serve, all public limited companies, whether listed or not, have been included and all other companies including private limited companies, deemed public companies, foreign companies, and companies under Section 8 of the Companies Act, 2013, have been excluded. **Further membership includes positions as Chairperson of the Board.**

In terms of Regulation 26(1)(b) of the Listing Regulations, the disclosure includes chairmanship/membership of the Audit Committee and Stakeholders' Relationship Committee in other Indian Public companies (listed and unlisted). **Further, membership includes positions as Chairperson of Committee.

***Regulation 17A of the Listing Regulations provides for the inclusion of only equity listed entities for reckoning the directorship in the listed entity, hence directorships held in debt listed entities have not been considered for reporting as above.

[^] Justice (Retd.) C. K. Mahajan one of the Independent Director of the Company cease to be director w.e.f May 30, 2023.

As per declarations received from the Directors:

- a) None of the Directors is a member of more than ten committees or chairman of more than five committees across all the public companies in which he/she is a director.
- b) None of the Directors holds directorship in more than ten public companies and in more than seven listed companies, across the directorships held including that in the Company.
- c) Managing Director/Executive Directors of the Company do not serve as independent director of any listed company.

Declarations of Independence

Independent Directors of the Company are non-executive directors as defined under Regulation 16(1)(b) of Listing Regulations read with Section 149(6) of the Act along with rules framed thereunder. In terms of Regulation 25(8) of Listing Regulations, they have confirmed that they are not aware of any circumstance or situation that exists or may be reasonably anticipated that could impair or impact their ability to discharge their duties. Based on the declarations received from the Independent Directors, the Board of Directors has confirmed that they meet the criteria of independence as mentioned under Regulation 16(1)(b) of the Listing Regulations and Section 149(6) of the Act and that they are independent of the management.

Familiarisation and induction program for Directors including Independent Directors

The Company has an orientation process/familiarization program for its directors (including Independent Directors), which includes sessions on various business and functional matters, and strategy sessions. The Company ensures induction and training programs are conducted for newly appointed Directors. New Independent Directors are taken through a detailed induction and familiarization program, including briefing on their role, responsibilities, duties, and obligations, the nature of the business and business model, matters relating to Corporate Governance, Code of Business Conduct and Ethics, Risk Management, Compliance Programs, Internal Audit, etc.

The details of the familiarization and training programs attended by Independent Directors are available on the Company's website.

Role of Independent Director and their Terms and conditions of appointment

The Independent Directors are essential in the Board's decision-making process, bringing with them a diverse range of experience, expertise, and knowledge to oversee the Company's performance and overall strategy. Their unbiased and focused insights are invaluable. They are committed and devote sufficient time to the Company.

This policy on appointment and removal of Directors, which can be accessed at <https://www.simbhaolisugars.com/files/tool/106545383.pdf>, incorporates the NRC's criteria for determining independence of directors, as well as the role and capabilities required for independent directors. Upon appointment, the Company issues formal letters to all Independent Directors outlining their roles, responsibilities, code of conduct, functions, and duties.

The terms and conditions of their appointment have been made available on the Company's website and can be accessed at <https://www.simbhaolisugars.com/files/tool/1456901471.pdf>.

Meetings of Independent Directors

In compliance with Regulation 25 (3) of the Listing Regulations and Schedule IV of the Act, a separate meeting of Independent Directors was convened on March 14, 2023 for FY 2022-23. The meeting was chaired by Mr. H P Kain and was held without the presence of Non-Independent Directors and members of the management. The objective of the meeting was to review the performance of Non-Independent Directors and the Board as a whole, assess the performance of the Chairman of the Company, and evaluate the quality, quantity, and timeliness of the flow of information between the Company management and the Board.

The Independent Directors discussed matters pertaining to the Company's affairs and presented their collective views to the Board of Directors.

Compliance Framework

The Company has a robust and effective framework for monitoring compliances with applicable laws within the organization and providing updates to senior management and the Board periodically. The Audit Committee and the Board of Directors periodically review the status of the compliances with the applicable laws.

Code of conduct

The Code of Business Conduct and Ethics ("Code") is a comprehensive written guideline that applies to all employees, including the Managing Director and the Executive Director & COO.

The Company has implemented various policies to reinforce governance practices, such as the Whistle Blower Policy, and Prevention of Sexual Harassment Policy. The Company has a "Zero Tolerance" policy for any form of ethical violation and stresses the importance of workplace integrity, ethical personal conduct, diversity, fairness, and respect, among other things. Code and abovementioned policies are available on the website of the Company and can be accessed at <https://www.simbhaolisugars.com/company-policies.php>.

For the fiscal year 2022-2023, all Board members and Senior Management personnel have confirmed compliance with the relevant codes, and a declaration signed by the Managing Director has been appended as Annexure 1 to this report.

BOARD EVALUATION

The board evaluation is an essential part of the Company's commitment to good corporate governance. By conducting an annual evaluation of its Board, Committees, and individual members, the Company demonstrates its commitment to transparency, accountability, and effective governance. It enables the Board to identify areas where it can improve its performance and ensures that the Company's governance practices remain in line with best practices.

Process of Evaluation

To evaluate the performance of the Board, its committees, and individual directors, the Nomination and Remuneration Committee led an internal evaluation process in accordance with the Act and the Listing Regulations. To facilitate the evaluation process, questionnaire was developed based on the Guidance Note on Board Evaluation issued by the Securities and Exchange Board of India (SEBI) on January 5, 2017 and sent to all Directors to solicit feedback on the functioning of the Board and the Committees of which they were a member or Chairperson as well as self-assessment by individual directors including Chairperson.

The responses received from the Board members were compiled and submitted to the Chairman of the NRC and the Chairman of the Board. The consolidated responses were also presented at a meeting of the Independent Directors, the Nomination and Remuneration Committee, and the Board for evaluation.

In a separate meeting of Independent Directors, the performance of Non-Independent Directors and the Board as a whole, and the Chairman of the Company was evaluated taking into account the views of Executive Directors and Non-Executive Directors.

The above evaluations were then discussed at the Board meeting that followed the meeting of the Independent Directors and the NRC, at which the performance of the Board, its committees, and individual Directors was also discussed. The performance evaluation of Independent Directors was done by the entire Board, excluding the independent director being evaluated.

Evaluation of the Board

The Nomination and Remuneration Committee took the lead in evaluating the performance and effective functioning of the Board. The evaluation process was designed to assess the Board's overall performance and included the use of a questionnaire to gather feedback from all directors based on qualitative parameters and ratings.

The evaluation process was comprehensive and covered various aspects such as the effectiveness of board meetings, the composition and role of the Board, its functioning (including strategy and performance evaluation), governance and compliance, evaluation of risks, conflicts of interest, corporate culture and ethics, evaluation of performance of the management and feedback, independence of the management from the Board, functioning of Board Committees. The Board's effectiveness was evaluated under different parameters to ensure that it was functioning optimally.

Evaluation of the Committees

The Board undertook an evaluation of its' Committees to assess their effectiveness in fulfilling their obligations. The evaluation process was conducted using a questionnaire that gathered feedback based on qualitative parameters and ratings. The criteria used to evaluate the Committees included the independence and effectiveness of each Committee, the structure of the Committee and its meetings, the time allocated for discussions at meetings, the functioning of Board Committees, and their contribution to the decisions made by the Board.

The evaluation process was important to ensure that the Committees were functioning optimally and contributing effectively to the overall governance of the Company. The independence and effectiveness of each Committee were evaluated to determine whether they were able to carry out their responsibilities without undue influence. The evaluation process provided valuable insights into the Committees' effectiveness and identified areas for improvement.

Evaluation of Directors (including Chairperson of the Board)

The Company conducted a thorough evaluation of its directors, including the Chairperson of the Board, to assess their performance against several criteria. These criteria included the Directors' knowledge and competency, their fulfilment of functions, their guidance and support to management outside of Board and Committee meetings, their degree of fulfilment of key responsibilities, the effectiveness of meetings, their participation and contribution in Board and Committee meetings, and their integrity and independence.

The evaluation process was conducted separately for Independent Directors and Non-Independent Directors. The performance evaluation of the Independent Directors was carried out by the entire Board, excluding the Directors being evaluated. This ensured an unbiased evaluation of their performance. On the other hand, the performance evaluation of the Chairperson and Non-Independent Directors was carried out by the Independent Directors.

The evaluation process was critical to ensuring that the Directors were performing their duties effectively and contributing to the overall success of the Company. By evaluating the Directors against several criteria, the Company was able to identify areas for improvement and provide feedback to help them enhance their performance.

Outcome the Board Evaluation for the financial year 2022-23

The Board had a well-balanced composition and had received positive feedback on their effectiveness in all key aspects. Directors were satisfied with the agenda notes and discussions at meetings, as well as the management's receptiveness to suggestions and feedback from the Board and Committees. It was advised that the Board would spend more time on strategic matters, with periodic updates on management's strategies and business integrations.

REMUNERATION OF DIRECTORS AND OTHERS

Remuneration Policy

Based on the recommendation of NRC, the Board has formulated a comprehensive Remuneration Policy for its Directors, Key Managerial Personnel (KMPs), Senior Management, and other employees. This policy is in accordance with Section 178 of the Act and Regulation 19 of Listing Regulations and is available on the Company's <https://www.simbhaolisugars.com/company-policies.php>.

Remuneration details of Executive Directors

The Remuneration paid to Executive Directors during Financial Year 2022-23 were within the limits prescribed in the Schedule V to the Companies Act, 2013. The remuneration comprises of fixed component only. The Company does not pay any performance link payment, payment by way of stock option or any severance payment and the contracts with Executive Directors may be terminated by either party giving the other party two / three (2 / 3) months' notice or the Company paying three (3) months' salary in lieu thereof.

The Remuneration details of Managing / Executive Directors during FY 2022-23 are mentioned below:

Component	Ms. Gursimran Kaur Mann Managing Director	Mr. S. N. Misra Whole Time Director (Chief Operating Officer)
Salary as per provisions contained in Section 17(1) of the Income Tax Act, 1961	1,09,73,672	99,39,622
Allowances and perquisites	8,33,402	9,88,400
Contribution to Retiral Funds	10,18,355	5,02,124
Total	1,28,25,429*#	1,14,30,146*#
Term of Service Contract	2 Years	2 Years
Notice period	3 Months	2 Months
Severance Fees	Not Applicable	Not Applicable

*includes arrears of Rs.54,98,589 from August 2 2021 till March 31, 2022 which were kept pending due to non-receipt of Lenders' approval, and was paid in current year.

^includes arrears of Rs.39,61,178 from September 18, 2021 till March 31, 2022 which were kept pending due to non-receipt of Lenders' approval, and was paid in current year.

#For more details, refer Notes to Accounts, and Annexure to Boards' Report.

Remuneration for Independent Directors

Sitting Fees: The Independent Directors, are paid sitting fees for attending the meetings of the Board and Committees of the Board. The Company pays a sitting fee of Rs. 25,000/- per meeting per Director for attending meetings of the Board, Rs. 15,000/- per meeting per Director for Audit Committee Meeting, Rs. 10,000/- per meeting per Director for Nomination and Remuneration Committee Meetings and Independent Directors' meeting.

The details of Commission and sitting fees paid / payable to Non-Executive Directors for FY 2022-23 are given below:

Name of Director	Category of Director	Sitting Fees
Justice (Retd.) C. K. Mahajan	Independent Director	1,15,000
Mr. H. P. Kain	Independent Director	1,85,000
Mr. Shyam Sunder	Independent Director	1,85,000
Mr. Atul Mahindru	Independent Director	90,000
Mr. Aseem Sehgal	Independent Director	1,85,000

Pecuniary relationships or transactions

Throughout the reviewed year, the Company had no financial connections or dealings with any of its Non-Executive Directors except for payment of sitting fees (wherever applicable), and reimbursement of expenses incurred by them for attending meetings, if any.

Remuneration details of other Key Managerial

The remuneration details of paid to Chief Financial Officer and Company Secretary during FY 2022-23 are mentioned below:

Component	Mr. D. C. Popli Chief Financial Officer	Mr. Kamal Samtani Company Secretary
Salary as per provisions contained in Section 17(1) of the Income Tax Act, 1961	75,31,626	29,11,532
Allowances and perquisites	3,84,437	2,39,616
Contribution to Retiral Funds	3,70,116	2,25,066
Total	82,86,179*	33,76,214^

*includes arrears of Rs.5,79,035 from May 2021 till March 31, 2022 on account of revision of Remuneration in terms of Company's Policy, which was paid in current year.

^includes arrears of Rs.2,37,380 from May 2021 till March 31, 2022 on account of revision of Remuneration in terms of Company's Policy, which was paid in current year.

BOARD COMMITTEES

As required under the applicable laws, the Board delegated certain functions to its various committees that are established for that purpose. These committees conduct detailed reviews of the items under their purview before presenting them to the Board for consideration. The committees appointed by the Board are dedicated to specific areas and have the delegated authority to make informed decisions within their respective scopes. The committees operate under the direct supervision of the Board. Generally, committee meetings are held before the Board meeting, and the chairperson of each committee reports to the Board about the deliberations and decisions taken by the committees. They also provide specific recommendations to the Board on matters within their purview. All decisions and recommendations made by the committees are presented to the Board for either approval or information. During the year under review, all recommendations made by the committees has been accepted by the Board. The Board has established several statutory committees in accordance with the Act and the Listing Regulations, which include:

- Audit Committee
- Nomination and Remuneration Committee
- Stakeholders Relationship Committee

AUDIT COMMITTEE

The Board has established a qualified and independent Audit Committee in accordance with the requirements of Regulation 18 of the Listing Regulations and Section 177 of the Act.

A. Brief description of terms of reference

The Audit Committee shall inter-alia discharge the following responsibilities:

- Oversight of the Company's financial reporting process and the disclosure of its financial information to ensure that the financial statement is correct, sufficient and credible;
- Recommendation for appointment, remuneration and terms of appointment of auditors;
- Approval of payment to statutory auditors for any other services rendered by the statutory auditors;
- Reviewing, with the management, the annual financial statements and auditor's report, with particular reference to:
 - (a) matters required to be included in the director's responsibility statement to be included in the board's report;
 - (b) changes, if any, in accounting policies and practices and reasons for the same;
 - (c) major accounting entries involving estimates based on the exercise of judgment by management;
 - (d) significant adjustments made in the financial statements arising out of audit findings;

- (e) compliance with listing and other legal requirements relating to financial statements;
- (f) disclosure of any related party transactions;
- (g) modified opinion(s) in the draft audit report;
- Reviewing, with the management, the quarterly financial statements;
- Reviewing, with the management, the statement of uses / application of funds raised through an issue (public issue, rights issue, preferential issue, etc.), the statement of funds utilized for purposes other than those stated in the offer document / prospectus / notice and the report submitted by the monitoring agency monitoring the utilisation of proceeds of a public or rights issue, and making appropriate recommendations to the board to take up steps in this matter;
- Reviewing and monitoring the auditor's independence and performance, and effectiveness of audit process;
- Approval or any subsequent modification of transactions with related parties;
- Scrutiny of inter-corporate loans and investments;
- Valuation of undertakings or assets, wherever it is necessary;
- Evaluation of internal financial controls and risk management systems;
- Reviewing, with the management, performance of statutory and internal auditors, adequacy of the internal control systems;
- Reviewing the adequacy of internal audit function, if any, including the structure of the internal audit department, staffing and seniority of the official heading the department, reporting structure coverage and frequency of internal audit;
- Discussion with internal auditors of any significant findings and follow up there on;
- Reviewing the findings of any internal investigations by the internal auditors into matters where there is suspected fraud or irregularity or a failure of internal control systems of a material nature and reporting the matter to the board;
- Discussion with statutory auditors before the audit commences, about the nature and scope of audit as well as post-audit discussion to ascertain any area of concern;
- To look into the reasons for substantial defaults in the payment to the depositors, debenture holders, shareholders (in case of non-payment of declared dividends) and creditors;
- To review the functioning of the whistle blower mechanism;
- Approval of appointment of chief financial officer after assessing the qualifications, experience and background, etc. of the candidate;
- Reviewing the utilization of loans and/ or advances from/investment by the holding company in the subsidiary exceeding rupees 100 crore or 10% of the asset size of the subsidiary, whichever is lower including existing loans / advances / investments existing as on the date of coming into force of this provision. Consider and comment on rationale, cost-benefits and impact of schemes involving merger, demerger, amalgamation etc., on the listed entity and its shareholders.
- Carrying out any other functions as mentioned in the terms of reference or as may be prescribed by the Board from time to time.

B Composition of the Committee, attendance of members at the meetings, and other details

As of March 31, 2023, the Committee consisted of three (3) Independent Directors. The members of the Audit Committee have relevant experience in financial matters as well as have accounting or related financial management expertise and are considered financially literate as defined in Regulation 18(1)(c) of the Listing Regulations. The Chairman of the Audit Committee is an Independent Director and has expert knowledge in accounts & finance, banking, corporate laws, and governance matters. All the committee members are financially literate and possess sound knowledge of accounts, audit and finance. The Chairman of the Audit Committee attended the last Annual General Meeting of the Company held on September 24, 2022.

During the year under review, the Audit Committee met four times on May 19, 2022, August 10, 2022, November 14, 2022 & February 13, 2023. Audit Committee Meetings are attended by invitation by the Managing Director, Chief Financial Officer, Internal Auditor and the Statutory Auditors. The Company Secretary acts as the Secretary of the Audit Committee.

The composition of the Audit Committee and particulars of attendance by the members at the meetings of the Committee held in FY 2022-23 are given below:

Name	Category of Director	Number of Meetings Attended	% of attendance
Mr. H. P. Kain	Independent	4	100
Mr. Shyam Sunder	Independent	4	100
Mr. Aseem Sehgal	Independent	4	100

The minutes of the meetings of the Committee are placed before and noted by the Board. During the year, all recommendations of the Audit Committee, as mandatorily required, were accepted by the Board.

NOMINATION AND REMUNERATION COMMITTEE

In accordance with the provisions of Section 178 of the Act and Regulation 19 of the Listing Regulations, the Company has formed its Nomination and Remuneration Committee (NRC), composition and terms of reference of which are in conformity with the said provisions.

Company's Nomination and Remuneration Policy, Policy of Board Diversity, Performance Evaluation Process and Terms and Condition of Appointment of Independent Directors can be assessed on its website at <https://www.simbhaolisugars.com/company-policies.php>.

a. Brief description of terms of reference

The Nomination and Remuneration Committee shall inter-alia discharge the following responsibilities:

- Periodical review and refresh of the composition of the Board with the objective of ensuring that there is an optimum balance of size, skills, independence, knowledge, diversity and experience.
- Support the Board in identification, selection, appointment/ reappointment, induction and development of Directors (including Independent Directors) to meet the needs of the Company.
- Devise a policy on Board Diversity.

- Support the Board in appointment of Senior Management and key managerial personnel of the Company including the terms of appointment.
- Periodic review and recommendation of the remuneration of the Senior Management and key managerial personnel of the Company
- Oversight of the HR philosophy, and, talent management for Board, Senior Management and key managerial personnel.
- Support the Board in setting, reviewing and monitoring the performance standards for the Managing Director, Executive Directors and Senior Management/ Key Managerial Personnel of the Company.
- Support the Board in evaluation of the performance of the Board, its Committees and Directors.
- Recommendation of the remuneration policy for Directors, Senior Management/ Key Managerial Personnel as well as the rest of the employees.
- Performing such other duties and responsibilities as may functions as mentioned in the terms of reference or as may be prescribed by the Board from time to time.

b. Composition of the Committee, attendance of members at the meetings and other details

As on March 31, 2023, the Nomination and Remuneration Committee consisted of three (3) Non-Executive Directors, of which two (2) Directors are Independent Directors. The Chairman of the Nomination and Remuneration Committee is an Independent Director and attended the last Annual General Meeting of the Company held on September 24, 2022.

During the year under review, the Nomination and Remuneration Committee met once on May 18, 2022.

The composition of the Committee and particulars of attendance by the members at the meetings of the Committee held in FY 2022-23 are given below:

Name	Category of Director	Number of Meetings Attended	% of attendance
Mr. H. P. Kain	Independent	1	100
Mr. Shyam Sunder	Independent	1	100
Mr. Gurmit Singh Mann	Non-Executive	1	100

The minutes of the meetings of the Committee are placed before and noted by the Board. During the year, all recommendations of the Committee, as mandatorily required, were accepted by the Board.

Performance Evaluation Criteria for Independent Directors

The Nominations and Remuneration Committee establishes the criteria for evaluating the performance of independent directors. The assessment covers various factors, such as the director's level of participation and contribution, commitment, effective utilization of knowledge and expertise, integrity, maintenance of confidentiality, as well as independence in behaviour and decision-making.

STAKEHOLDERS' RELATIONSHIP COMMITTEE

In accordance with the provisions of Section 178 of the Act, and Regulation 20 of the Listing Regulations, the Company has formed its Stakeholders' Relationship Committee, composition and terms of reference of which are in conformity with the said provisions.

a. Brief description of terms of reference

The Stakeholders' Relationship Committee shall inter-alia discharge the following responsibilities:

- Reviewing the grievances handling process of the security holders of the Company including complaints related to transfer/transmission of shares, non-receipt of declared dividends, issue of new/duplicate certificates, general meetings, etc.
- Approve issue of duplicate share certificates either at meetings or through circular resolution.
- Frame guidelines for waiver of documents/requirements prescribed in cases of Transmission of shares, Issue of duplicate share certificates and Recording of updation of signatures by shareholders.
- Review of measures taken for the effective exercise of voting rights by shareholders.
- Review of adherence to the service standards adopted by the Company in respect of various services being rendered by the Registrar & Share Transfer Agent.
- Review of the various measures and initiatives taken by the Company for reducing the quantum of unclaimed dividends and ensuring timely receipt of dividend warrants/annual reports/statutory notices by the shareholders of the Company.
- Such other matter as may be specified by the Board from time to time.
- Any other matter as prescribed by the Companies Act, 2013 & Rules made thereunder, and SEBI (Listing Obligations and Disclosure Requirements) Regulation 2015 or such other Regulation prescribed by the SEBI from time to time.

b. Composition of the Committee, attendance of members at the meetings and other details

As on March 31, 2023, the Stakeholders' Relationship Committee consisted of three (3) Non-Executive Directors, of which two (2) Directors are Independent Directors. The Chairman of the Nomination and Remuneration Committee is an Independent Director and attended the last Annual General Meeting of the Company held on September 24, 2022

During the year under review, the Committee met four times, on May 19, 2022, August 10, 2022, November 14, 2022 & February 13, 2023.

The composition of the Stakeholders Relationship Committee and particulars of attendance by its members at the meetings of the Committee held in FY 2022-23 are given below:

Name	Category of Director	Number of Meetings Attended	% of attendance
Mr. H. P. Kain	Independent	4	100
Mr. Shyam Sunder	Independent	4	100
Mr. Gurmit Singh Mann	Non-Executive	4	100

c. Name and designation of Compliance Officer

Mr. Kamal Samtani, Company Secretary was the Compliance Officer for complying with the requirements of the Listing Regulations till March 31, 2023. Mr. Shubham Kandhway was appointed as the Company Secretary and Compliance Officer w.e.f. May 26, 2023.

d. Number of shareholders' complaints received, number solved to the satisfaction of shareholders, and number of pending complaints

Details of queries/complaints and other correspondences received and attended to during FY 2022-23 in respect of equity shares are given below:

S. No.	Details of Investor Complaints	No. of Complaints
1	No. of Investor Complaints pending at the beginning of the year	0
2	No. of Investor Complaints received during the year under review	2
3	No. of Investor Complaints disposed off during the year under review	2
4	No. of Investor Complaints Unresolved at the end of the year	0

SENIOR MANAGEMENT

Upon the suggestions made by the Human Resource Department and in accordance with the recommendation of the Nomination and Remuneration Committee of the Company, the Board of Directors appoints and assigns individuals as Senior Management Personnel as per the organization's functional needs. As of March 31, 2023, the roster of the Company's Senior Management includes the subsequent individuals:

Name	Designation
Ms. Gursimran Kaur Mann	Managing Director
Mr. Sachchida Nand Misra	Whole Time Director (Chief Operating Officer)
Mr. Dayal Chand Popli	Chief Financial Officer
Mr. Kamal Samtani	Company Secretary
Mr. A K Tanwar	President (Operations)
Mr. Karan Singh	Chief General Manager (Simbhaoli)
Mr. Parminder Singh	Chief General Manager (Brijnathpur)
Mr. Rajesh Kumar	Chief General Manager (Simbhaoli Distillery)
Mr. Prem Narayan Singh	Chief General Manager (Chilwaria)
Mr. Saurabh Mittal	Chief General Manager (Finance and Accounts)
Mr. Pitam Singh Chauhan	General Manager (Technical)
Mr. Satinder Kumar Tyagi	General Manager (Legal)
Mr. Rajeev Bhatnagar	Corporate HR Head
Mr. Mohit Dheer	General Manager (Corp. Materials)
Mr. Atul Sharma	General Manager (Commercial)
Mr. Bhartendra Singh	Unit Head – Distillery (Chilwaria)

Changes in Senior Management

Name	Appointment / Cessation	Date
Mr. Manoj Gupta General Manager (Finance)	Cessation	October 31, 2022
Mr. Kamal Samtani Company Secretary	Cessation	March 31, 2023
Mr. Bhartendra Singh Unit Head – Distillery (Chilwaria)	Appointment	October 2, 2022
Mr. Saurabh Mittal Chief General Manager (Finance & Accounts)	Appointment	January 30, 2023

GENERAL BODY MEETINGS

Annual General Meeting

Information regarding the location/mode and timing of the Company's three most recent Annual General Meetings, as well as any special resolutions that were passed during those meetings.

Year	Venue	Date & Time	Special Resolution passed
2022	Through Video Conferencing or Other Audio-Visual Means	22/09/2022 12:30 PM	None
2021	(Deemed Venue: Registered Office- Simbhaoli, Dist. Hapur- 245 207, Uttar Pradesh	27/09/2021 12:30 PM	1. Appointment of Ms. Gursimran Kaur Mann as Managing Director of the Company 2. Appointment of Mr. Sachchida Nand Misra as Whole Time Director of the Company.
2020		21/12/2020 11:00 AM	1. Appointment of Ms. Gursimran Kaur Mann as Managing Director of the Company 2. Appointment of Mr. Sachchida Nand Misra as Whole Time Director of the Company. 3. Re-appointment of Justice (Retd.) C K Mahajan as Non-Executive Independent Director

Postal Ballot

During the year under review, No Special Resolution through Postal Ballot was initiated.

Details of the special resolution proposed to be conducted through postal ballot:

There are no special resolutions proposed to be conducted through a postal ballot regarding any of the matters to be discussed at the forthcoming AGM.

MEANS OF COMMUNICATION

The Company utilizes various means of communication to keep its shareholders and stakeholders informed of its financial performance, events, and updates. The Company takes various measures to keep its shareholders informed and engaged and strives to maintain transparency and compliance in all its operations. The Company ensures effective communication with its shareholders to keep them informed on various matters that concern them. Below are some of the mode and means of communication which Company does with its shareholder.

A	Half-Yearly Report sent to each Household of shareholders	No
B	Quarterly Results Newspapers published in Website where displayed	Business Standard (Hindi Daily) Business Standard (English Daily) www.simbhaolisugars.com
C	Audited Financial Results Newspaper published in	Year ended March 31, 2023 Janasatta (Hindi Daily) Financial Express (English Daily)
D	Whether the website also displays official news releases and presentations to institutional investors/analysts.	No presentation has been made to institutional investors/analysts. Audited/ Unaudited Financial Reports including official news releases are displayed on the Website
E	Whether Management Discussion & Analysis Report is a part of Annual Report	The aspects of the Management Discussion and Analysis Report forms part of the Annual Report

GENERAL SHAREHOLDER INFORMATION

Annual General Meeting

12th Annual General Meeting (AGM) of the Company is scheduled to be held on Thursday, September 28, 2023 at 11:00 AM through Video Conferencing ('VC') / Other Audio-Visual Means ('OAVM') facility being provide by the Company pursuant to the MCA circulars and SEBI Circular.

Dividend Payment

During the year under review, the Company has reported a net loss of Rs. 3292.02 Lakhs. Hence, the Board of Directors of the Company have not recommended Dividend for Financial Year ended on March 31, 2023.

Financial Year

The Company follows the financial year as prescribed under the Companies Act, 2013 that is period of 12 months starts from 1st day of April of a year and ending on the 31st day of March of the following year.

Listing details of shares of the Company

Equity shares of the Company are listed on the following Indian Stock Exchanges:

Name	Address	Stock Code
BSE Limited ("BSE")	Phiroze Jeejeebhoy Towers, Dalal Street, Mumbai – 400 001	539742
National Stock Exchange of India Limited ("NSE")	Exchange Plaza, Plot No. C/1, G Block, Bandra Kurla Complex, Bandra (E) , Mumbai – 400 051	SIMBHALS

The Annual listing fees for FY 2022-23 and FY 2023-24 have been paid to all above Stock Exchanges, as per the invoices raised by them.

Dematerialization of Shares and Liquidity

The Company's equity shares are traded in dematerialized form on both NSE and BSE. As of March 31, 2023, 98.77% paid-up equity share capital of the Company are in dematerialized mode. The shares are assigned the International Securities Identification Number (ISIN) INE748T01016 under the Depository System.

The two depositories where the shares are available are National Securities Depository Limited, located at Trade World, 4th Floor, Kamala Mills Compound, Senapati Bapat Marg, Lower Parel, Mumbai 400 013, and Central Depository Services (India) Limited, located at Marathon Futurex, A-Wing, 25th floor, NM Joshi Marg, Lower Parel, Mumbai 400013.

Market price data – High, Low, and number of shares traded during each month in the last Financial Year 2022-23

Month	BSE			NSE		
	High	Low	Volume (No. of Shares traded)	High	Low	Volume (No. of Shares traded)
April '22	41.30	22.25	755385	41.45	22.10	5002753
May '22	36.60	24.20	374044	36.70	24.50	1280260
June '22	28.80	21.30	92458	28.35	20.50	456395
July '22	24.70	20.80	185764	24.35	21.00	776601
August '22	21.15	17.80	256201	21.00	18.00	1198797
September '22	25.50	18.15	386194	25.60	18.30	1828334
October '22	21.75	19.00	81303	21.80	18.30	484940
November '22	24.40	19.40	299899	23.50	19.05	1033754
December '22	34.75	21.50	3001262	34.80	21.60	11774886
January '23	29.70	22.00	365234	29.75	22.00	1996198
February '23	25.80	19.20	179937	25.30	19.30	979492
March '23	23.45	18.10	227729	23.75	17.80	1575434

Performance of Company's share in comparison to broad -based indices like S&P BSE Sensex and Nifty 50 are given below

Month	Company's Closing Price at BSE	S&P BSE Sensex	Company's Closing Price at NSE	Nifty 50
April '22	37.25	57060.87	37.35	17102.55
May '22	26.55	55566.41	26.15	16584.55
June '22	21.80	53018.94	21.85	15780.25
July '22	21.25	57570.25	21.15	17158.25
August '22	18.40	59537.07	18.40	17759.30
September '22	20.05	57426.92	20.10	17094.35
October '22	19.60	60746.59	19.50	18012.20
November '22	22.00	63099.65	21.90	18758.35
December '22	27.75	60840.74	27.75	18105.30
January '23	24.15	59549.90	23.95	17662.15
February '23	19.65	58962.12	19.60	17303.95
March '23	19.72	58991.52	19.95	17359.75

Address for correspondence for investors queries

Registrar & Share Transfer Agent: MAS Services Limited, T-34, 2nd Floor, Okhla Industrial Area, Phase- II, New Delhi 110 020 Phone: +91 11 2638 72 81 / 82 / 83 Email: Info@masserv.com	Compliance & Investor Relation Officer: Shubham Kandhway Company Secretary & Compliance Officer Simbhaoli, District Hapur, Uttar Pradesh 245 207 Phone: +91 5731 226 411 / 223 118 Email: Shubham.kandhway@simbhaolisugars.com
---	--

Share Transfer System

As per the Listing Regulations, shares cannot be transferred unless they are held in dematerialized mode. Shareholders who hold shares in physical form are advised to convert them into dematerialized mode to avoid the risk of losing shares, fraudulent transactions, and to receive better investor servicing. Only valid transmission or transposition cases that comply with the SEBI guidelines will be processed by the RTA of the Company. To transfer, transmit, or transpose shares in physical form, shareholders should submit them to the office of the Company's Registrar & Share Transfer Agent. The RTA will process these cases only if they are technically found to be complete and in order. The Board has delegated the power to approve the transmission request to the Company Secretary of the Company.

Shareholders are advised to refer the latest SEBI guidelines/circular issued for all the holder holding securities in listed companies in physical form from time to time and keep their KYC detail updated all the time to avoid freezing their folio as prescribed by SEBI.

Distribution of Shareholding as of March 31, 2023

Category	No. of Shareholders	% of no. of shareholders	No. of shares	% of capital
1 to 5000	15281	80.958	2148008	5.203
5001 to 10000	1685	8.927	1295531	3.138
10001 to 20000	908	4.810	1346221	3.261
20001 to 30000	302	1.600	763716	1.850
30001 to 40000	149	0.789	533234	1.291
40001 to 50000	124	0.656	588023	1.424
50001 to 100000	244	1.292	1782787	4.318
100001 and above	182	0.964	32821500	79.511
Total	18875	100.00	41279020	100.00

Global Depository Receipts and American Depository Receipt

The Company has not issued any Global Depository Receipts or American Depository Receipts.

Commodity Price Risk or Foreign Exchange Risk and Hedging activities

Commodities Sugar, Potable Alcohol and Ethanol form a major part of the business of the Company and hence commodity price risk is one of the important risks for the Company. The Company has a robust framework in place to protect its interests from risks arising out of market volatility. Based on continuous monitoring and market intelligence the Company employs appropriate strategies to deal with the market volatility.

The Company undertakes exports of sugars as per quota allotted to it from time to time and is exposed to foreign exchange risk. Volatility in currency exchange movements can have an impact on the Company. The Company has established foreign currency hedging policies and practices to manage these risks.

Plant Locations

Simbhaoli Complex Simbhaoli, District Hapur, Uttar Pradesh 245 207	Chilwaria Complex Chilwaria District Bahraich Uttar Pradesh 271 801	Brijnathpur Complex Brijnathpur, District Hapur Uttar Pradesh 245 101
---	--	--

Transfer of Unclaimed Amounts / Shares to the Investor Education and Protection Fund (IEPF):

Since the Company has declared any dividend in past, no amount of unclaimed dividends and shares thereof are liable to be transferred to Investors Education and Protection Fund.

Unclaimed Shares in the Suspense Account:

In accordance with the requirement of Securities and Exchange Board of India (Listing and Disclosure Requirements) Regulations, 2015, no equity shares remained unclaimed lying in the suspense account in demat form.

OTHER DISCLOSURES

- Disclosure on materially significant related party transactions:** During the year, the Company has not entered any materially significant related party transactions that may have potential conflict with the interests of the Company at large. Details of related party transaction is provided in the accompanied financial statements. The policy for related party transactions can be accessed at the Company website at <https://www.simbhaolisugars.com/company-policies.php>.
- Disclosure on instance of non-compliance:** There has been no instance of non-compliance on any matter related to capital markets during the last three financial years for which stock exchange(s) or SEBI or any statutory authority has levied any penalties, strictures imposed on the Company.
- Disclosure on Vigil mechanism/whistleblower policy:** Details of establishment of vigil mechanism, The said policy may be referred to, at the Company's website at <https://www.simbhaolisugars.com/company-policies.php>. Under the Policy, every Director or employee of the Company has an assured access to the Audit Committee.

4. **Disclosures in relation to the Sexual Harassment of Women at Workplace (Prevention, Prohibition and Redressal) Act, 2013:** Disclosures in relation to the Sexual Harassment of Women at Workplace (Prevention, Prohibition and Redressal) Act, 2013 has been provided in the Board's Report.
5. **Details of compliance with mandatory requirements and adoption of the non-mandatory requirements:** The Company has complied with all mandatory requirements of the Listing Regulations for FY 2022-23 and details of discretionary requirements under Part E of Schedule II of the Listing Regulations to the extent they have been adopted are mentioned below:
- Maintenance of Chairman's office: The Non- Executive Chairman has a separate office which is not maintained by the Company.
 - Shareholders' Rights: The quarterly and half-yearly financial performance along with significant events are published in the newspapers, hosted on the Company's website
 - Modified Opinion in Auditors' Report: The Company's financial statements for the year 2022-23 contain modified audit opinion which along with management responses is annexed to Board Report and forms parts of the Annual Report.
 - The Chairman of the Board is Non-Executive Director (Promoter Director) and is related to the Managing Director of the Company. A clear distinction exists between the roles and duties of the Chairman and those of the Managing Director.
 - Reporting of Internal Auditor: The Internal Auditor functionally reports to the Audit Committee and participates in the meetings of the Audit Committee and presents internal audit observations to the Audit Committee.
6. **Disclosure of utilization of funds raised through preferential allotment or qualified institutions placement:** During the year under review, The Company has not raised any amount through preferential allotment or qualified institutional placement.
7. **Details of Consolidated Fees paid/payable to Statutory Auditors:** Total fees paid /payable for all services availed by the Company and its subsidiaries during FY 2022-23, on a consolidated basis, to M/s Mittal Gupta & Co., the Statutory Auditors of the Company and all entities in the network firm/ network entity of which the Statutory Auditors is a part, are given below:

Type of Services	Fees
Statutory Audit Fees	32,50,000
Total	32,50,000

8. **Disclosure on Compliance with Accounting Standard:** In the preparation of the financial statements, the Company has followed the Indian Accounting Standards (IndAS) specified under Section 133 of the Act, read with relevant rules thereunder. The Significant Accounting Policies which are consistently applied have been set out in the notes to the financial statements.
9. **Disclosure on Material Subsidiaries:** In compliance with the Listing Regulations, the Board has formulated the Policy for determining Material Subsidiaries. The policy is available at the Company's website and can be accessed at the link <https://www.simbhaolisugars.com/company-policies.php>.

Name of Material Subsidiaries	Details of Incorporation		Details of Statutory Auditor	
	Place	Date	Name	Date of Appointment
Simbhaoli Power Private Limited	Simbhaoli	June 21, 2011	MSKA & ASSOCIATES	DECEMBER 30, 2022

In compliance with the Listing Regulation, the Company has appointed Mr. H. P. Kain, an Independent Director of the Company, to serve as an Independent Director on the Board of material subsidiary.

10. **Disclosure on loans or advances:** There have been no loans or advances extended by the Company or its subsidiaries, which bear resemblance to loans, to any firms or companies where the Directors of the Company hold an interest.
11. **CEO/CFO Certification:** Pursuant to the provisions outlined in Regulation 17(8) of the Listing Regulations, both the Managing Director and Chief Financial Officer (CFO) have issued a joint certificate verifying that the financial statements are free from any materially false statement, and accurately reflect the Company's current state of affairs. The said certificate has been appended as Annexure 2 to this report.
12. **Certificate confirming non-debarment and non-disqualified of Directors:** Mr. Amit Gupta, a Practicing Company Secretary, has issued a certificate certifying that none of the Directors serving on the Board of the Company have been debarred or disqualified from being appointed or continuing as directors of companies by the Board/ Ministry of Corporate Affairs or any such statutory authority. The said certificate has been appended as Annexure 3 to this report.
13. **Compliance with Corporate Governance requirements:** The Company has complied with requirements of Corporate Governance set forth in Regulation 17 to 27, as well as Schedule V and clauses (b) to (i) of sub-regulation (2) of Regulation 46 of the Securities and Exchange Board of India ("SEBI") (Listing Obligations and Disclosure Requirements) Regulations, 2015 ("Listing Regulations"), as applicable. The Company also has complied with all the mandatory requirements of Corporate Governance as specified in sub paras (2) to (10) of Part C of Schedule V of the SEBI Listing Regulations.
14. **Certificate On Corporate Governance:** Mr. Amit Gupta, a Practicing Company Secretary, has issued a Compliance Certificate in accordance with Schedule V of the Listing Regulations, attesting to the Company's adherence to the Corporate Governance conditions. The said certificate has been appended as Annexure 4 to this report.
15. **Details of Cyber Security Incidents or breaches or loss of data or documents:** The Company has in place a robust cyber security and data protection mechanism. During the year under review no incidents related to Cyber Security breaches or loss of data or documents took place.

GREEN INITIATIVE

As a responsible corporate entity, the Company wholeheartedly endorses and supports the 'Green Initiative' launched by the Ministry of Corporate Affairs, Government of India. This initiative facilitates electronic delivery of documents, including the Annual Report, and other such documents, to shareholders' registered e-mail addresses with their DPs or with the Company or its RTA. We urge shareholders who have not yet registered their e-mail addresses to do so without delay. Shareholders who hold shares in Demat form can register their e-mail address with their respective DPs. For shareholders who hold shares in physical form, we kindly request that they register their e-mail addresses with the RTA by sending a signed letter, quoting their Folio Number details.

CERTIFICATE OF COMPLIANCE WITH THE CODE OF CONDUCT OF THE COMPANY

This is to state that the Company had duly adopted a updated Code of Business Conduct & Ethics ("Code") in the meeting of the Board of Directors held on July 31, 2023. After adoption the Code was circulated to all the Board Members and senior management personnel for compliance. The Code has also been posted on the website of the Company. The Company has since received declaration from all the Board Members and senior management personnel affirming compliance of the Code in respect of the financial year March 31, 2023. The same has been duly noted by the Board in its meeting held on August 11, 2023.

For Simbhaoli Sugars Limited
Gursimran Kaur Mann
Managing Director
DIN: 00642094

Date: August 11, 2023

Place: Noida

CERTIFICATION

Certificate under Regulation 17(8) of the SEBI (Listing Obligations and Disclosure Requirements) Regulations, 2015

Pursuant to Regulation 17(8) of the SEBI (Listing Obligations and Disclosure Requirements) Regulations, 2015, we hereby certify that:

- A. We have reviewed financial statements and the cash flow statement for the year and that to the best of their knowledge and belief:
1. these statements do not contain any materially untrue statement or omit any material fact or contain statements that might be misleading;
 2. these statements together present a true and fair view of the Company's affairs and are in compliance with existing accounting standards, applicable laws and regulations.
- B. There are, to the best of our knowledge and belief, no transactions entered into by the Company during the year which are fraudulent, illegal or violative of the Company's code of conduct.
- C. We accept responsibility for establishing and maintaining internal controls for financial reporting and that we have evaluated the effectiveness of internal control systems of the Company pertaining to financial reporting and we have disclosed to the auditors and the Audit Committee, deficiencies in the design or operation of such internal controls, if any, of which we are aware and the steps we have taken or propose to take to rectify these deficiencies.
- D. We have indicated to the auditors and the Audit committee:
1. significant changes in internal control over financial reporting during the year;
 2. significant changes in accounting policies during the year and that the same have been disclosed in the notes to the financial statements; and
 3. no instances of significant fraud or the involvement therein, if any, of the management or an employee having a significant role have come to our notice.

For Simbhaoli Sugars Limited
Gursimran Kaur Mann
Managing Director
DIN: 00642094

Date: August 11, 2023

Place: Noida

D. C. Popli
Chief Financial Officer
PAN: AAZPP6796M

CERTIFICATE OF NON-DISQUALIFICATION OF DIRECTORS

[As per Clause 10(i) of Para C of Schedule V of the Securities Exchange Board of India (Listing Obligations and Disclosure Requirement) Regulations, 2015 read with regulation 34(3) of the said Listing Regulations].

To,
The Members,
SIMBHAOLI SUGARS LIMITED,
(CIN - L15122UP2011PLC044210)
Simbhaoli-245207, District Hapur Uttar Pradesh

1. We have examined the status of directors for the year ended on March 31, 2023, pursuant to the provisions of Clause 10(i) of Para C of Schedule V of the Securities Exchange Board of India (Listing Obligations and Disclosure Requirements) Regulations, 2015 ("the Regulations").
2. It is neither an audit nor an expression of opinion regarding the legality of debarring or disqualification by the Securities and Exchange Board of India (SEBI)/Ministry of Corporate Affairs (MCA) or any such statutory authority.
3. Our examination was limited to a review of the relevant records of the Company and website of MCA, stock exchange(s) & SEBI and it is solemnly the responsibility of Directors to submit relevant declarations and disclosures with complete and accurate information in compliance with the relevant provisions.
4. In our opinion and to the best of our information and according to our examination of the relevant records and the explanations given to us and the declarations and disclosures made by the Directors and the representation given by the Management, we certify that none of the directors on the board of Simbhaoli Sugars Limited, have been debarred or disqualified from being appointed or continuing as directors of companies by the SEBI/Ministry of Corporate Affairs or any such statutory authority during the year ended at March 31, 2023.

For Amit Gupta & Associates
Company Secretaries

Amit Gupta
Proprietor
Membership No. : F5478
C.P. No. 4682
UDIN - F005478E000433037

Date: May 30, 2023

Place: Lucknow

**AUDITORS' CERTIFICATE ON COMPLIANCE WITH THE CONDITIONS OF CORPORATE GOVERNANCE
UNDER REGULATION 15(2) OF SEBI (LODR) REGULATIONS, 2015**

To,
The Members,
SIMBHAOLI SUGARS LIMITED,
(CIN - L15122UP2011PLC044210)
Simbhaoli-245207, District Hapur Uttar Pradesh

1. We have examined the compliance of conditions of Corporate Governance by Simbhaoli Sugars Limited ("the Company"), for the year ended on March 31, 2023, as stipulated in regulation 17 to 27 and clauses (b) to (i) of regulation 46(2) and paragraphs C, D and E of Schedule V of the SEBI Listing Regulations for the period April 01, 2022 to March 31, 2023.
2. The compliance of conditions of Corporate Governance is the responsibility of the Management. Our examination was limited to a review of the procedures and implementation thereof, adopted by the Company for ensuring the compliance of the conditions of Corporate Governance. It is neither an audit nor an expression of opinion on the financial statements of the Company.
3. We have examined the relevant records of the Company in accordance with the Generally Accepted Auditing Standards in India, to the extent relevant, and as per the Guidance Note on Certification of Corporate Governance issued by the Institute of Chartered Accountants of India. The procedures selected depend on the auditor's judgement, including the assessment of the risks associated in compliance of the Corporate Governance Report with the applicable criteria.
4. In our opinion and to the best of our information and according to our examination of the relevant records and the explanations given to us and the representations made by the Directors and the Management, we certify that the Company has complied with the conditions of Corporate Governance as stipulated in regulation 17 to 27 and clauses (b) to (i) of regulation 46(2) and paragraphs C, D and E of Schedule V of the SEBI Listing Regulations for the respective periods of applicability as specified under paragraph 1 above, during the year ended March 31, 2023 except:
 - a. *the compliance of provisions of Regulation 24(2) & 33(3)(b) regarding consolidation of accounts of its subsidiary company Simbhaoli Power Private Limited for the year ended at March 2021 with delay and has not reviewed the same for the quarter ended at 30th June 2022, 30th Sept 2022 and 31st December 2022;*
 - b. *The payment of remuneration of Rs. 242.55 lakh made to Ms. Gursimran Kaur Mann (DIN- 00642094) as the Managing Director and Mr. Sachchida Nand Misra (DIN:06714324), Chief Operating Officer and Whole Time Director of the Company for the year ended at March 31, 2023, in terms of special resolution passed by the shareholders of the company, which is not in accordance with the provisions of Section 197 read with Schedule V of the Companies Act, 2013, as the consent has not been obtained from all the lenders, though the consent from lenders having majority outstanding has been obtained; and*
 - c. *The Company supplies bagasse (raw material), to a related party as per the terms of Bagasse Supply Agreement ("BSA"). We are unable to comment on the arm's length, pending, reconciliation of accounts arising out of disagreement with the Related Party.*
5. We state that such compliance is neither an assurance as to the future viability of the Company nor of the efficiency or effectiveness with which the management has conducted the affairs of the Company.

**For Amit Gupta & Associates
Company Secretaries**

Amit Gupta

Proprietor

Membership No. : F5478

C.P. No. 4682

UDIN - F005478E000433015

Date: May 30, 2023

Place: Lucknow

**Disclosure under Section 197 (12) read with Rule 5 of the Companies
(Appointment and Remuneration of Managerial Personnel) Rules, 2014**

(I) Ratio of the remuneration of each director to the median remuneration of the employees of the company for the financial year

S. No	Name of Director/KMP and designation	Remuneration during the financial year 2022-23 (Rs in Lakhs)	% increase in remuneration in the financial year 2022-23	Ratio of remuneration of each director to median remuneration of employees
1	Mr. Gurmit Singh Mann	NIL	NA	NA
2	Ms. Gursimran Kaur Mann	75.00	0.00	21.25
3	Mr. Gurpal Singh	NIL	NA	NA
4	Mr. S. N. Misra	76.00	0.00	21.54
5	Justice (Retd.) C. K. Mahajan	1.15	NA	0.36
6	Mr. H. P. Kain	1.85	NA	0.52
7	Mr. Shyam Sunder	1.85	NA	0.52
8	Mr. Atul Mahindru	0.90	NA	0.25
9	Mr. Aseem Sehgal	1.85	NA	0.52
10	Mr. D. C. Popli	78.41	10.81	22.23
11	Mr. Kamal Samtani	31.98	11.04	9.07

(ii) Percentage increase in the median remuneration of employees in the financial year

The percentage increase in the median remuneration of all employees in the financial year 2021 was 16.24%.

(iii) Number of permanent employees on the rolls of company

The Company had 1450 permanent employees on its rolls as on March 31, 2023.

(iv) Average percentile increase already made in the salaries of employees other than the managerial personnel in the last financial year and its comparison with the percentile increase in the managerial remuneration and justification thereof and point out if there are any exceptional circumstances for increase in the managerial remuneration

Average percentile increase, other than managerial personnel was 16.25%. However, the managerial remuneration salary increase was in line with the overall salary increase approach.

(v) Affirmation that the remuneration is as per the remuneration policy of the company

The remuneration is as per the remuneration policy of the Company.

Management comments on qualifications, reservations or adverse remarks by Statutory Auditors

S. No	Details of Audit Qualification on Standalone Audited Financial Results	Management's Views
1	Non provisions for impairment in the carrying value of Property, Plant and Equipment. We are not made available of appropriate impairment assessment carried out by the management and accordingly, we are unable to comment on the same including compliance with the Ind AS-36 ('Impairment of Assets') and any consequential adjustments that may arise in this regard in these financial results.	The current valuation of the Company's Property, Plant and Equipment's has been taken up by the joint Lenders and therefore, impairment would be ascertained completion of the valuation.
2	Non-provision of interest expense amounting Rs. 4,872.51 Lakhs for the quarter and Rs.19,018.54 Lakhs for the year to date ended March 31, 2023 respectively (previous quarter and year ended March 31, 2022 amounting to Rs. 4,037.32 Lakhs for the quarter and Rs.17,013.85 Lakhs respectively) on certain borrowings for the reasons stated in the said note. Consequently, the Finance cost for the quarter and year has been understated; Net Profit after tax and total other comprehensive income for the quarter has been overstated; Net Loss and Total Comprehensive Income for the year has been understated by the aforesaid respective amounts. The aggregate amount of interest expense not provided for in the accounts aggregates to Rs. 88,948.43 Lakhs till March 31, 2023 (Rs. 69,929.48 Lakhs till March 31, 2022). Consequently, Current Financial Liabilities are understated and other equity as at March 31, 2023 and March 31, 2022 are overstated by the aforesaid respective amounts.	The Company has submitted comprehensive debt resolution proposal by way of One Time Settlement (OTS) to all its commercial lenders against their entire outstanding and waiver of unpaid interest. Accordingly, interest expense is not being recognised in the books of accounts. Accounts being NPA, banks are also not charging interest in our accounts.
3	Non- provision of interest liability in respect of delayed payment of sugarcane price for the reasons stated in the said note. The amount of interest not provided for in the books has not been ascertained.	Considering that no notice of demand has been served upon the Company in this regard and the amount has not been ascertained, no provision has been made in this regards. Based on the past industry a practice, the management is confident that no interest liability will arise for these periods.
4	The company has paid/ provided remuneration to directors amounting to Rs. 39.11 lakhs and Rs. 242.55 lakhs for the quarter and year to date ending March 31, 2023 respectively, in accordance with the special resolutions passed in the Annual General Meeting, after obtaining consent from lenders having majority outstanding and not from all the lenders, which is not in compliance with the provisions of sections 197 of the Companies Act, 2013.	Company has taken consent from lenders and following up with remaining lenders in case of non-receipt of the approval the amount paid shall be reverted back to company accounts.
5	Differences in accounting of certain transactions by Simbhaoli Power Private Limited (SPPL), a material subsidiary company, since last three years which have been disputed by the Company. We are not made available the reconciliation statement of the accounts with SPPL and the details of the transactions in disputes, and hence we are not able to comment on its impact and it consequential impact on these financial statements. Further, the company had invested substantial funds in Simbhaoli Power Private Limited (SPPL), a subsidiary company, which had been incurring losses since FY 2019-20. The auditors of SPPL, in its latest audit report for the year ended March 31, 2022, reported for the existence of material uncertainty that might cast significant doubts about SPPL's ability to continue as a going concern and also reported for existence of conditions for the impairment in the value of property, plant and equipment, which the management of SPPL had not determined. As at March 31, 2023, the carrying amount of investments in Equity Shares and Compulsory Convertible Debentures in SPPL in the books of the Company aggregates to Rs.10,386.53 Lakhs and the carrying amounts of receivables and other dues aggregates to Rs. 7,808.91 Lakhs. The management of the company has not carried out a detailed exercise to determine impairment in the carrying amount of investments in and other recoverable from SPPL and had made a provision of Rs. 125.00 Lakhs as credit loss allowance against the various dues. Due to non availability of information with regard to appropriate impairment assessment carried out by the management of the company and financial and other information from the management of SPPL, we are unable to comment on the recoverability of the carrying amount of investments in and money recoverable from SPPL, including compliance with Ind AS-36 ('Impairment of Assets') and any consequential adjustments that may arise in this regard in these financial results.	The Board of the Simbhaoli Power Private Limited (SPPL), a 51% subsidiary with a joint venture with Sindicatum Bagasse India Pte Limited, has not yet approved its accounts for the financial year 2022-23 due to accounting of certain transactions with the company since last 3 years, based on its own assumption, which have been objected by the company as these are not in accordance with the terms stipulated under Joint Venture agreement executed by both the parties at the time of formation of joint venture in FY 2012-13. Pending resolution of the differences, SPPL has also stopped sharing copy of ledger accounts of the company for reconciliation and confirmation. The company continued to pass accounting entries of the transactions entered into with SPPL as per the terms of joint venture agreements. However, due to non-availability of confirmation and copy of ledger accounts, the amount in disputes with SPPL could not be quantified.

S. No	Details of Audit Qualification on Consolidated Audited Financial Results	Management's Views
1	Group has not consolidated the financial statements of its material subsidiary viz Simbhaoli Private Limited (SPPL) for financial year 2022-23, for the reasons stated in the said note. Under the accounting principles generally accepted in India, the subsidiary should have been consolidated because it is controlled by the Company. Had the result of subsidiary have consolidated, many elements in the accompanying consolidated financial results would have been materially affected. The effects on the financial results due to the failure to consolidate have not been determined.	The annual standalone financial statements for the year ended for March 31, 2023 have not been submitted by the management of SPPL for the purpose of consolidation. Hence the impact of non-consolidation of transactions of SPPL for the year could not be ascertained by the Holding company.
2	Non provisions for impairment in the carrying value of Property, Plant and Equipment by the holding company. We are not made available of appropriate impairment assessment carried out by the management and accordingly, we are unable to comment on the same including compliance with the Ind AS-36 ('Impairment of Assets') and any consequential adjustments that may arise in this regard in these financial results.	The current valuation of the Company's Property, Plant and Equipment's has been taken up by the joint Lenders and therefore, impairment would be ascertained after completion of the valuation.
3	Non-provision of interest expense amounting Rs. 4,872.51 Lakhs for the quarter and Rs. 19,018.54 Lakhs for the year to date ended March 31, 2023 respectively (previous quarter and year ended March 31, 2022 amounting to Rs. 4,037.32 Lakhs for the quarter and Rs. 17,013.85 Lakhs respectively) on certain borrowings for the reasons stated in the said note. Consequently, the Finance cost for the quarter and year have been understated; Net Profit after tax and total other comprehensive income for the quarter have been overstated; Net Loss and Total Comprehensive Income for the year have been understated by the aforesaid respective amounts. The aggregate amount of interest expense not provided for in the accounts aggregates to Rs. 88,948.43 Lakhs till March 31, 2023 (Rs. 69,929.48 Lakhs till March 31, 2022). Consequently, Current Financial Liabilities are understated and other equity as at March 31, 2023 and March 31, 2022 are overstated by the aforesaid respective amounts.	The Company has submitted comprehensive debt resolution proposal by way of One Time Settlement (OTS) to all its commercial lenders against their entire outstanding and waiver of unpaid interest. Accordingly, interest expense is not being recognised in the books of accounts. Accounts being NPA, banks are also not charging interest in our accounts.
4	The holding company has paid/ provided remuneration to directors amounting to Rs. 39.11 lakhs and Rs. 242.55 lakhs for the quarter and year to date ending March 31, 2023 respectively, in accordance with the special resolutions passed in the Annual General Meeting, after obtaining consent from lenders having majority outstanding but not from all the lenders, which is not in compliance with the provisions of sections 197 of the Companies Act, 2013.	Company has taken consent from lenders and following up with remaining lenders in case of non-receipt of the approval the amount paid shall be reverted back to company accounts.
5	Non- provision of interest liability in respect of delayed payment of sugarcane price for the reasons stated in the said note. The amount of interest not provided for in the books has not been ascertained.	Considering that no notice of demand has been served upon the Company and the amount has not been ascertained, no provision has been made in this regards. Based on the past industry practices, the management is confident that no interest liability will arise for these period.
6	Disputed unbilled revenue of Rs. 462.57 Lakhs recognised by ICCPL in earlier years and earnest deposits of Rs. 100.00 Lakhs are continued to be carried forward without making any provision for expected credit losses and estimated probable losses on account of disputes. We are not made available of appropriate impairment assessment carried out by the management and accordingly, we are unable to comment on the same including compliance with the Ind AS-36 ('Impairment of Assets') and any consequential adjustments that may arise in this regard in these financial results.	As unbilled revenue in respect of certain customers in accordance with the terms of agreements entered into between ICCPL and its customers as the customers had not accepted the claims of ICCPL, on account of certain disputes. ICCPL moved to arbitration for the settlement of disputes and expects that the matter will be settled in its favour.
7	ICCPL had made provision of Rs. 93.39 Lakhs as expected credit losses in respect of unconfirmed receivables overdue for more than one years aggregating to Rs. 218.86 Lakhs which had not been accepted by the counter parties as payable on account of certain disputes in fulfillment of the contracts. In our opinion and considering the fact of non confirmation and disputes by the counter parties, the entire amount of Rs. 218.86 Lakhs should have been provided. Consequently, Net Profit after tax and total other comprehensive income for the quarter and trade receivable at the end of the year have been overstated; Net Loss and Total Comprehensive Income for the year and other equity at the end of the year have been understated by Rs. 125.47 Lakhs.	Pending final settlement of the disputes, the unbilled revenue and Earnest Money Deposits balances are continued to be carried forward at the same amount, without making any provision for the expected credit losses and estimated probable losses on account of disputes. The auditors of ICCPL are not made available of appropriate impairment assessment carried out by the management and accordingly, expressed their opinion that they are unable to comment on the same, including the compliance of the Ind AS 36 and any consequential adjustment that may arise in this regard in the financial statements of ICCPL.

S. No	Details of Audit Qualification on Consolidated Audited Financial Results	Management's Views
8	Recognition of deferred tax assets of Rs. 118.02 Lakhs by ICCPL in respect of past losses and other deductible temporary differences is not in consonance with Ind AS-12 as the probability of earning sufficient taxable profits in future is remote considering the above mentioned qualifications. Consequently, Net Profit after tax and total other comprehensive income for the quarter and Deferred Tax Assets at the end of the year have been overstated; Net Loss and Total Comprehensive Income for the year and other equity at the end of the year have been understated by the aforesaid amount.	The probability of earning sufficient taxable profits in future is remote in view of the above mentioned qualifications. Consequently, profit after tax for the year, deferred tax assets and total equity at the end of the year are overstated by the aforesaid amount.
9	SPPL had recorded revenue from operations for the period April to September, 2019 at or basis pre CRE Regulation 2019 Tariff Rate instead at the reduced tariff as per CRE Regulation 2019. Management's computation, as reviewed by the statutory auditors of SPPL, shows that revenue from operations for the year ended March 31, 2020 would have been lower by Rs 683 Lakhs, if accounted for at or basis reduced tariff as per CRE Regulations 2019. The statutory auditors have also reported that the above condition indicate the existence of material uncertainty in relation to tariff under CRE Regulation 2019, and its consequential impact on the IndAS financial statements including impairment of PPE, if any.	Writ petition has been filed with Hon'ble High Court of Allahabad, Lucknow bench against the reduction of tariff by UPERC w.e.f. April 1, 2019. As the matter is sub-judice, SPPL has accounted for sale of power to Uttar Pradesh Power Corporation Ltd. (UPPCL), the customer at reduced tariff rate.

SECRETARIAL AUDIT REPORT**FOR THE FINANCIAL YEAR ENDED 31ST MARCH, 2023****[Pursuant to section 204(1) of the Companies Act, 2013 and rule No.9 of the Companies
(Appointment and Remuneration Personnel) Rules, 2014]**

To,
The Members,
SIMBHAOLI SUGARS LIMITED,
(CIN - L15122UP2011PLC044210)

Simbhaoli-245207, District Hapur Uttar Pradesh

We have conducted the secretarial audit of the compliance of applicable statutory provisions and the adherence to good corporate practices by M/s SIMBHAOLI SUGARS LIMITED (CIN - L15122UP2011PLC044210) (hereinafter referred as "the Company"). Secretarial Audit was conducted in a manner that provided us a reasonable basis for evaluating the corporate conducts/statutory compliances and expressing our opinion thereon.

Based on our verification of the Company's books, papers, minute books, forms and returns filed and other records maintained by the Company and also the information provided by the Company, its officers, agents and authorized representatives during the conduct of secretarial audit, we hereby report that in our opinion

- i. The Company has, during the audit period covering the financial year ended on 31st March, 2023 complied with the statutory provisions listed hereunder; and also
- ii. The Company has proper Board-processes and compliance-mechanism in place to the extent, in the manner and subject to the reporting made hereinafter.

We have examined the books, papers, minute books, forms and returns filed and other records maintained by the Company for the financial year ended on 31st March, 2023 according to the provisions of:

- i. The Companies Act, 2013 (the Act) and the rules made there under;
- ii. The Securities Contracts (Regulation) Act, 1956 ('SCRA') and the rules made there under;
- iii. The Depositories Act, 1996 and the Regulations and Bye-laws framed there under;
- iv. Foreign Exchange Management Act, 1999 and the rules and regulations made there under to the extent of Foreign Direct Investment, Overseas Direct Investment and External Commercial Borrowings - **Not applicable as the Company has not made any such transaction during the financial year under review;**
- v. The following Regulations and Guidelines prescribed under the Securities and Exchange Board of India Act, 1992 ('SEBI Act'):-
 - a) The Securities and Exchange Board of India (Listing Obligations and Disclosure Requirements) Regulations, 2015 ("**Listing Regulations**");
 - b) The Securities and Exchange Board of India (Issue of Capital and Disclosure Requirements) Regulations, 2018 ("**ICDR Regulations**") - **(Not applicable to the listed entity during the review period);**
 - c) The Securities and Exchange Board of India (Substantial Acquisition of Shares and Takeovers) Regulations, 2011 ("**Takeover Regulations**");
 - d) The Securities and Exchange Board of India (Buyback of Securities) Regulations, 2018 ("**Buyback Regulations**") - **(Not applicable to the listed entity during the review period);**
 - e) The Securities and Exchange Board of India (Share Based Employee Benefits) Regulations, Regulations 2021 ("**SBEB Regulations**") - **(Not applicable to the listed entity during the review period);**
 - f) The Securities and Exchange Board of India (Issue and Listing of Non-Convertible and Redeemable Preference Shares) Regulations, 2021 ("**Non-convertible Securities Regulations**") - **(Not applicable to the listed entity during the review period);**
 - g) The Exchange Board of India (Delisting of Equity Shares) Regulations, 2021 ("**Delisting Regulations**") - **Not applicable as the listed entity has not made any delisting during the year under report;**
 - h) Securities and Exchange Board of India (Prohibition of Insider Trading) Regulations, 2015;
 - i) Securities and Exchange Board of India (Registrars to an Issue and Share Transfer Agents) Regulations, 1993 regarding the Companies and dealing with client - **Not applicable as the listed entity is not registered as Registrar to Issue and Share Transfer Agent during the financial year under review;**
 - j) Securities and Exchange Board of India (Depositories and Participants) Regulations, 2018 ("**DP Regulations**");

vi. The following other laws on account of the nature of industry are specifically applicable to the Company:

- (a) Sugar Cess Act, 1982
- (b) Levy Sugar Price Equalisation Fund Act, 1976
- (c) Food Safety and Standards Act, 2006
- (d) Essential Commodities Act, 1955
- (e) Sugar Development Fund Act, 1982
- (f) Agricultural and Processed Food Products Export Act, 1986
- (g) The Boilers Act, 1923
- (h) The Legal Metrology Act, 2009

- (i) The Environment Protection Act, 1986
- (j) The Water (Prevention and Control of Pollution) Act, 1974
- (k) The Air (Prevention and Control of Pollution) Act, 1981
- (l) Excise and petroleum laws as applicable to the distillery operations

We have also examined compliance with the applicable clauses of the following:

- (i) Secretarial Standards issued by the Institute of Company Secretaries of India; and
- (ii) Listing Agreements entered into by the Company with BSE Limited & The National Stock Exchange of India Limited, Mumbai.

During the period under review, the Company has complied with the provisions of the Act, and the Rules, Regulations, Guidelines, Standards, etc. mentioned above subject to the following observations:

- i. *The Company has filed with minor delay few forms/returns/documents etc. with the Registrar of Companies, Ministry of Corporate Affairs, Kanpur, on payment of additional fee, where ever applicable under the provisions of the Companies Act, 2013.*
- ii. *The Company has approved the quarterly & annual consolidated financial results/statements without the results of one of its material subsidiary company viz Simbhaoli Power Private Limited (SPPL); and the results for the year ended March 31, 2022 were consolidated on February 13, 2023 with delay while approving the financial results for quarter ended at 31st Dec, 2022. The Management has informed that the quarterly and annual financial results for the Financial Year ended March 31, 2023 of SPPL have yet not been finalized and approved as per SEBI (Listing Obligations and Disclosure Requirements) Regulations being an unlisted entity.*
- iii. *The Company supplies bagasse (raw material), to a related party as per the terms of Bagasse Supply Agreement ("BSA"). We are unable to comment on the arm's length, pending, reconciliation of accounts arising out of disagreement with the Related Party.*
- iv. *Due to delay in filling the vacancy of Independent Director, under the provisions of SEBI (Listing Obligations and Disclosure Requirements) Regulations, 2015, the Company has made submissions with BSE & NSE to waive the penalty to be levied in view of delay attributable to impossibility of compliance, COVID 19 pandemic read with SEBI circulars. However, NSE has vide letter no. Ref. No. NSE/LIST/SOP/SIMBHALS dated 10.01.2022 rejected the request for waiver and accordingly the Company has paid the requisite fine. BSE has vide letter dated 03.08.2021 rejected the request for waiver of fine, however the Company has vide letter dated 23.08.2021 has requested for granting personal hearing. No further communication has been received from BSE.*
- v. *The payment of remuneration of Rs. 242.55 lakh made to Ms. Gursimran Kaur Mann (DIN- 00642094) as the Managing Director and Mr. Sachchida Nand Misra (DIN: 06714324), Chief Operating Officer and Whole Time Director of the Company for the year ended at March 31, 2023, in terms of special resolution passed by the shareholders of the company, is not in accordance with the provisions of Section 197 read with Schedule V of the Companies Act, 2013, as the consent has not been obtained from all the lenders, though the consent from lenders having majority outstanding has been obtained.*
- vi. *The Company has defaulted in the payment of dues to the cane growers, lenders and statutory authorities as at March 31, 2023.*

We further report that:

- The Board of Directors of the Company is duly constituted with proper balance of Executive Directors & Non-Executive Directors as on March 31, 2023.
- Adequate notice is given to all directors to convene the Board Meetings, agenda and detailed notes on agenda were sent at least seven days in advance and a system exists for seeking and obtaining further information and clarifications on the agenda items before the meeting for meaningful participation at the meeting.
- Majority decisions are carried through, while the dissenting members' views, if any, are captured and recorded as part of the minutes.

We further report that the systems and processes in the Company require further strengthening and improvements, considering the size and operations of the Company to enable better monitoring and ensuring of timely compliance with applicable laws, rules, regulations and guidelines.

We further report that during the audit period:

- (i) C.P. Nos. (IB) 455/ALD/2019 and 331/ALD/2018 filed before Hon'ble National Company Law Tribunal (NCLT), Allahabad under section 7 of the Insolvency and Bankruptcy Code, 2016 for seeking the initiation of Corporate Insolvency Resolution Process of Simbhaoli Sugars Limited, by Punjab National Bank and Erstwhile Oriental Bank of Commerce, the financial creditors continues pending for adjudication.
- (ii) An application for reclassification of promoters' category in terms of provisions of erstwhile regulation 31A (7) of SEBI (Listing Obligations and Disclosure Requirements) Regulations, 2015 in line with the Special Resolution passed at 6th Annual General Meeting of the members of the Company, filed with SEBI/Stock Exchanges, continue pending.
- (iii) The proceedings under the First Information Report (FIR) registered with Central Bureau of Investigation (CBI), on Feb 22, 2018 against the Company, its Directors and other unknown persons of OBC are continuing.

For Amit Gupta & Associates

Company Secretaries

Amit Gupta

Proprietor

Membership No. : F5478

C.P. No. 4682

UDIN - F005478E000432993

Date: May 30, 2023

Place: Lucknow

To,
The Members,
SIMBHAOLI SUGARS LIMITED,
Simbhaoli-245207, District Hapur Uttar Pradesh

Our Report of even date is to be read along with this letter.

1. Maintenance of secretarial record is the responsibility of the management of the Company. Our responsibility is to express an opinion on these secretarial records based on our audit.
2. We have followed the audit practices and process as were appropriate to obtain reasonable assurance about the correctness of the contents of the secretarial records. The verification was done on test basis to ensure that correct facts are reflected in secretarial records. We believe that the processes and practices, we followed provide a reasonable basis for our opinion.
3. We have not verified the correctness and appropriateness of financial records and books of accounts of the Company.
4. Wherever required, we have obtained the management representation about the compliance of laws, rules and regulations and happening of events etc.
5. The Compliance of the provisions of Corporate and other applicable laws, rules, regulations, standards is the responsibility of management. Our examination was limited to the verification of procedure on test basis.
6. The Secretarial Audit Report is neither an assurance as to the future viability of the Company nor of the efficacy or effectiveness with which the management has conducted the affairs of the Company.

For Amit Gupta & Associates
Company Secretaries

Amit Gupta
Proprietor

Membership No. : F5478

C.P. No. 4682

UDIN - F005478E000432993

Date: May 30, 2023

Place: Lucknow

SECRETARIAL AUDIT REPORT

[Pursuant to Section 204(1) of the Companies Act, 2013 and Rule No. 9 of the Companies (Appointment and Remuneration of Managerial Personnel) Rules, 2014]

To,

The Members

SIMBHAOLI POWER PRIVATE LIMITED

KOTHI NO. 1,

POWER DIVISION COMPOUND

SIMBHAOLI, UP-245207

I, Deepak Kumar Lath, Proprietor of Lath Deepak & Associates, Company Secretaries have conducted the secretarial audit for the compliance of applicable statutory provisions and the adherence to good corporate practice by **SIMBHAOLI POWER PRIVATE LIMITED (CIN-U40300UP2011PTC045360)** (hereinafter called "the Company"). Secretarial Audit was conducted in a manner that provided us a reasonable basis for evaluating the corporate conducts/statutory compliances and expressing my opinion thereon.

Based on my verification of the books, papers, minute books, forms and returns filed and other records maintained by the Company and also the information provided by the Company, its officers, agents and authorized representatives during the conduct of secretarial audit, I hereby report that in my opinion, the Company has, during the audit period covering the financial year ended on 31st March, 2023 complied with the statutory provisions listed hereunder and also that the Company has proper Board-processes and compliance-mechanism in place to the extent, in the manner and subject to the reporting made hereinafter:

I have examined the books, papers, minute books, forms and returns filed and other records maintained by the Company for the period ended on 31st March, 2023, according to the provisions of:

- I. The Companies Act, 2013 (as amended) ('the Act') and the Rules made thereunder;
- II. The Securities Contracts (Regulation) Act, 1956 (as amended) ('SCRA') and the Rules made thereunder;
- III. The Depositories Act, 1996 and the Regulations and Bye-laws framed thereunder to the extent of Regulation 76 of Securities and Exchange Board of India (Depositories and Participants) Regulations, 2018 (including erstwhile regulation);
- IV. Foreign Exchange Management Act, 1999 and the Rules and Regulations made thereunder to the extent of Foreign Direct Investment, Overseas Direct Investment and External Commercial Borrowings;
- V. The following Regulations and Guidelines prescribed under the Securities and Exchange Board of India Act, 1992 ('SEBI Act') to the extent applicable to the Company: - Not Applicable during the period under review
 - a. The Securities and Exchange Board of India (Substantial Acquisition of Shares and takeovers) Regulations, 2011;
 - b. The Securities and Exchange Board of India (Prohibition of Insider Trading) Regulations, 2015;
 - c. The Securities and Exchange Board of India (Issue of Capital and Disclosure Requirements) Regulations, 2018;
 - d. The Securities and Exchange Board of India (Share Based Employee Benefits) Regulations, 2014;
 - e. The Securities and Exchange Board of India (Issue and Listing of Debt Securities) Regulations, 2008;
 - f. The Securities and Exchange Board of India (Registrars to an Issue and Share Transfer Agents) Regulations, 1993 regarding the Companies Act and dealing with client;
 - g. The Securities and Exchange Board of India (Delisting of Equity Shares) Regulations, 2009;
 - h. The Securities and Exchange Board of India (Buyback of Securities) Regulations, 1998;
- vi) The Management has identified and confirmed the following law(s) as being specifically applicable to the Company:
 - 1) Electricity Act, 2003 and rules and regulations made there under;
 - 2) The Boilers Act, 1923
 - 3) Electricity Safety Act, 1998
 - 4) Factories Act, 1948
 - 5) Pollution Prevention & Control Act, 1999
 - 6) Fire Safety Act, 1986

I have also examined compliance with the applicable clauses/Regulations of the following:

- (i) Secretarial Standards issued by The Institute of Company Secretaries of India and notified by Ministry of Corporate Affairs.
- (ii) Securities and Exchange Board of India (Listing Obligations and Disclosure Requirements) Regulations, 2015 to the extent of Regulation 24, Since Company is a material subsidiary of a Listed Company.

During the period under review the Company has generally complied with the provisions of the Acts, Rules, Regulations, Guidelines, Standards, etc. mentioned above.

I further report that:

Compliance of applicable financial laws including Direct and Indirect Tax laws by the company has not been reviewed in this audit and the same has been subject to review by the Statutory Auditors and other designated professionals.

Based on the Information provided by the company, its officers and authorised representatives during the conduct of the audit, in my opinion, adequate systems and processes and control mechanism exist in the company to monitor and ensure compliance of provisions of the Act, Rules, Regulations, Guidelines, Standards, etc. mentioned above.

I further report that:

The Board of Directors of the Company is duly constituted with proper balance of Executive Directors, Non-Executive Directors. The changes in the composition of the Board of Directors that took place during the period under review were carried out in compliance with the provisions of the Act.

Adequate notice is given to all directors to schedule the Board/Committee Meetings. Agenda and detailed notes on agenda were sent generally at least seven days in advance and a system exists for seeking and obtaining further information and clarifications on the agenda items before the meeting and for meaningful participation at the meeting.

Section 149(8) of Companies Act, 2013 read with schedule IV requires all independent directors to meet at least once in a year. One such meeting was held on 16th March, 2023.

Majority decisions were carried through, while the dissenting member's views, if any, are captured and recorded as part of the minutes

I further report that there are adequate systems and processes in place in the Company which is commensurate with the size and operations of the Company to monitor and ensure compliance with applicable laws, rules, regulations and guidelines.

I further report that during the audit period, no specific events / actions took place having a major bearing on the Company's affairs in pursuance of the above referred laws, rules, regulations, guidelines, standards, etc

This Report is to be read with my letter of even date which is annexed as Annexure 1 and form an integral part of this Report.

For LATH DEEPAK & ASSOCIATES
Company Secretary
ICSI Unique Code: S2001DE035400
Peer Review Cert. No.:3151/2023

Date: 22/05/2023
Place: New Delhi

(DEEPAK KUMAR LATH)
C.P. No. 3644. FCS No.5309
UDIN: F005309E000388681

NOTE:

1. This report is to be read with my letter of even date which is annexed as ANNEXURE-I and forms an integral part of this report.
2. This report is based only on Secretarial information provided to us during the course of audit.
3. This Report is limited to the Statutory Compliances on laws / regulations / guidelines listed in our report which have been compiled by the Company up to the date of this Report pertaining to Financial Year 2022-2023. We are not commenting on the Statutory Compliances whose due dates are extended by Regulators from time to time or still there is time line to comply with such compliances.

Simbhaoli Sugars Limited

The Members

SIMBHAOLI POWER PRIVATE LIMITED

KOTHI NO. 1,
POWER DIVISION COMPOUND
SIMBHAOLI, UP-245207

Our Secretarial Audit Report for the financial year 31st March, 2023 is to be read along with this letter.

Management's Responsibility.

1. It is the responsibility of the management of the Company to maintain secretarial records, devise proper systems to ensure compliance with the provisions of all applicable laws and regulations and to ensure that the systems are adequate and operate effectively.

Auditor's Responsibility

2. Our responsibility is to express an opinion on these secretarial records, standards and procedures followed by the Company with respect to secretarial compliances.
3. We believe that audit evidence and information obtained from the Company's management is adequate and appropriate for us to provide a basis for our opinion.
4. Wherever required, we have obtained the management's representation about the compliance of laws, rules and regulations and happening of events etc.

Disclaimer

5. The Secretarial Audit Report is neither an assurance as to the future viability of the Company nor of the efficacy or effectiveness with which the management has conducted the affairs of the Company.
6. We have not verified the correctness and appropriateness of financial records and books of account of the Company.

For LATH DEEPAK & ASSOCIATES
Company Secretary
ICSI Unique Code: S2001DE035400
Peer Review Cert. No.:3151/2023

Date: 22/05/2023
Place: New Delhi

(DEEPAK KUMAR LATH)
C.P. No. 3644. FCS No.5309
UDIN: F005309E000388681

**Statement pursuant to Section 134(m) of the Companies Act, 2013, read with
The Companies (Accounts) Rules, 2014, forming part of the Boards' Report**

A. CONSERVATION OF ENERGY

- (I) Energy conservation measures have been implemented in the following areas:
- Enhancing juice clarifier capacity and operation by replacing the central tube of Rapi Dorr 444.
 - Upgrading Pharma centrifugal machines NG 701 with ABB make DCS 800 DC drive, PLC, and HMI, replacing the existing DCS 400 DC drive and NEXGEN 4000 PLC and HMI.
 - Increasing capacity with the installation of a new clear juice pump from KIRLOSKAR BROTHERS LTD with a capacity of 450 M3/Hr.
 - Modifying the defecated juice flow line to reduce pressure drop and ensure smooth operation of the cane crush.
 - Enhancing accuracy by replacing RTEMS of ETP with a new system from XYLEM.
 - Installing magnetic flow meters size 4" at the refinery and ETP for controlled and efficient system operation.
 - Improving bagging capacity with the installation of the advanced Hi-tech bagging controller model HT-900 at the packing house.
 - Ensuring smooth and efficient operation of automated plant machineries with a new air compressor from ATLAS COPCO.
 - Replacing the dead weight boloung type with a load cell-based weighing system to avoid variations in molasses weight in the molasses weighing system modification.
 - Automating pugmill level control of Pharma centrifugal machines to enhance the efficiency and smooth operation of the process.
 - Enhancing salt recovery by partially replacing the membrane of the Brine recovery system.
- (II) Additional investments and proposals for reduction of consumption of energy
- Activities are regularly being pursued on continuous basis for reducing the steam and power consumption in all three sugar and alcohol plants.
 - Further, Steam saving is planned at all the distillery units with the replacement of high pressure steam / incineration boiler.

(III) Impact of above measures

As a result of these measures, steam and power consumption in all sugar units have been reduced, leading to increased bagasse savings. The saved bagasse from SSD and CSD units is now supplied to Simbhaoli Power Private Limited for power conversion, while the bagasse saved at BSD is utilized for off-season consumption in the distillery division.

Over time, significant improvements have been observed in the quality of water discharged from the ETP, and there has been a notable reduction in effluent generation across all units. As a result, fresh water consumption has been minimized, and water as a resource is now being used judiciously.

FORM – A

CONSERVATION OF ENERGY FOR THE ACCOUNTING PERIOD ENDED MARCH 31, 2023

(I) POWER AND FUEL CONSUMPTION

	Fuel consumption	Units	2023	2022
1	Electricity			
(i)	Purchased			
	Kwh	('000)	2783	4204
	Total Amount	Rs. in Lakhs	208.95	116.41
	Average Rate	Rs./Kwh	7.51	3.65
(ii)	Own Generation-through Diesel Generator			
	Kwh	('000)	81	1240
	Unit generated per liter of diesel	Kwh	2.51	3.77
	Average Rate	Rs./Kwh	33.00	23.61
(iii)	Own Generation-through Steam Turbine			
	KWH	('000)	82476	69916
	Unit generated per liter of fuel / gas	Kwh	NA	NA
	Average Rate	Rs./Kwh	1.53	2.29
2.	HSD Used (other than 1(ii) above)			
	Liters	Lakhs	0.47	3.81
	Total Amount	Rs. in Lakhs	42.73	326.68
	Average Rate	Rs./Units	91.93	85.70
3.	Bagasse Husk (Purchased)			
	Quantity	Tonnes	41447	22409
	Total Cost	Rs. in Lakhs	1113.53	682.56
	Average Rate	Rs. / MT	2687	3046

(II) Steps taken for utilizing alternate sources of energy

The Company has proactively embraced sustainable practices and taken significant steps towards utilizing alternate sources of energy. By harnessing the power of bagasse, the fibrous residue left after sugarcane processing, the company, on a group level, generates green power, avoiding the harmful environmental impacts associated with fossil fuels. Through the adoption of modern and efficient technologies, bagasse is converted into renewable energy, ensuring a responsible and eco-friendly power generation process. The company strategically uses the renewable power for its own captive consumption, substantially reducing its carbon footprint and reliance on conventional energy sources. Moreover, the surplus green power generated is sold back to the electrical grid, contributing to the promotion of renewable energy in the wider community. This proactive approach not only enhances the company's environmental stewardship but also aligns with global efforts to combat climate change and foster a sustainable energy future.

(III) Capital Investment sanctioned/incurred for energy conservation equipment: Nil

(IV) Consumption per Unit of Production

Particulars	Units	2023	2022
Consumption per MT of Sugar Production			
Electricity	Kwh	324	266
Consumption per K. Ltr. Of Alcohol Production			
Electricity	Kwh	256	465
Bagasse/Husk (Purchased)	Tonnes	0.990	0.696

NOTES:

- For electricity generated through diesel generator, cost of the diesel has been considered.
- Since various types of fuel used are alternative to each other, no standard can be fixed for their consumption.
- Due to change in mix of fuel used, no comparison can be made with the earlier years.
- Cost of electricity generated through steam turbine has been arrived at after giving credit for the exhaust steam subsequently used in the manufacturing process.
- Costs have been given based on the records maintained as per Companies (Cost Records and Audit) Amendment Rules 2017, applicable to Sugar and Alcohol industry.

B. RESEARCH & DEVELOPMENT

1. Specific areas in which R&D efforts have been put in by the Company and resultant Benefits derived

- Increased Efficiency of G Mill by Installing Cane Cutter:

In our ongoing efforts to optimize the performance of our G Mill, we introduced a cutting-edge cane cutter system. This technological enhancement has resulted in a considerable improvement in the efficiency of our G Mill operations. By precisely cutting sugarcane before processing, we have witnessed a substantial increase in the Pol % Insoluble (P.I.) content, leading to improved overall production and yield.

- Reduction in Manpower through Advanced Control Loops:

To streamline and automate various processes within our plant, we have implemented advanced control loops across several sections. This automation has enabled us to achieve a significant reduction in manual labor requirements. Specifically, the introduction of auto control systems at the melt concentrator, syrup tanks, juice heating, and pharmaceutical sections has resulted in smoother operations, reduced human intervention, and increased precision in critical stages of production. Additionally, the smart weighing technology for sugarcane has further contributed to manpower reduction, enhancing productivity and accuracy.

- Water Conservation through Recycling:

As part of our commitment to sustainable practices, we have implemented water recycling measures to reduce our environmental footprint. By recycling both cold and hot water within our processes, we have achieved a substantial reduction in effluent generation and minimized the consumption of bore-well water. This initiative not only conserves valuable resources but also supports our responsibility towards environmental stewardship.

2. Future Plan of Action

The R&D activities undertaken by the Company in 2022/2023 demonstrate our relentless pursuit of excellence and our dedication to sustainability. By leveraging cutting-edge technologies and continuous process improvements, we aim to maintain our position in industry while being mindful of our environmental impact. We believe that these initiatives will not only benefit our organization but also contribute positively to the community and the industry as a whole.

C. TECHNOLOGY ABSORPTION, ADOPTION AND INNOVATION

1. The efforts made towards Technology Absorption, Adoption and Innovation

The Company has been successfully implemented the technologies and processes listed in B1 above.

Further, for over two decades, Simbhaoli Sugars Limited (SSL) has maintained a fruitful research partnership with The Energy and Resources Institute (TERI). The collaboration began in 1996 with a project focusing on the development of a membrane-based process for sugarcane juice clarification. Subsequently, the TERI team has made significant strides in developing ceramic membrane filters for various applications, using distillery wastewater from Simbhaoli and Brijnathpur units as the basis for their research.

Building on the success of these research and development activities, TERI and SSL jointly secured funding under the Waste Management Technology Program of the Technology Development & Transfer Division, DST. This funding is now being utilized for a project involving the preparation and testing of ceramic membrane filters using sugar factory ash in a membrane bioreactor (MBR) for sewage treatment. The scaled-up MBR will be demonstrated and tested at Simbhaoli's factory. The project, initially scheduled from 27 March 2020 to 26 March 2023, has been extended to 26 March 2024.

SSL's contribution to the project includes an in-kind contribution of Rs. 16.2 lakhs, which covers manpower and resources required for bagasse ash collection facilitation, on-site MBR testing, and providing inputs related to ceramic membrane filter development and

requirements. Additionally, the testing includes the analysis of ash and wastewater samples, further enhancing the efficiency and effectiveness of the research efforts.

2. Benefits derived as a Result of above Efforts

- (a) Increased Efficiency of G Mill by Installing Cane Cutter:
- Higher production and improved yield from precise cane cutting.
 - Optimized G Mill performance for enhanced operational efficiency.
 - Competitive advantage in sugar production.
- (b) Reduction in Manpower through Advanced Control Loops:
- Lower labor costs through automation and auto control systems.
 - Enhanced precision and productivity in critical production stages.
 - Improved safety and reliability with reduced human intervention.
- (c) Water Conservation through Recycling:
- Demonstrated commitment to sustainable practices.
 - Reduced environmental impact through water recycling.
 - Conservation of valuable resources like bore-well water.

3. Information in case of Imported Technology (Imported during the last three years, reckoned from the beginning of the Financial Year).

Details of Technology Imported	None
The Year of Import	Not Applicable
whether the technology been fully absorbed	Not Applicable
if not fully absorbed, areas where absorption has not taken place, and the reasons thereof	Not Applicable

4. Expenditure on R&D

During the year, the Company has incurred the following expenditures on R&D Facilities:

- Capital Expenditure of Rs. Nil
- Recurring Expenditure of Rs. 7.61 Lakh
- Total Expenditure Rs. 7.61 Lakh
- Total R&D Expenditure as a percentage to total Turnover was 0.55%*

*As per Standalone Turnover

D. Foreign Exchange Earnings and Outgo

Exports during the year stood at Rs. 186.93 Lakh (from Rs. 46.26 Lakh in 2021-22), registering an increase of 304.07 %. Earnings in foreign exchange through exports and other earnings amounted to Rs. 17.26 Lakh (from Rs. -0.24 Lakh in 2021-22). Outgo of foreign exchange on import of raw materials, spare parts, capital goods, traded goods and other matters amounted to Rs. Nil (Rs. Nil in 2021-22).

INDEPENDENT AUDITOR'S REPORT

To
**The Members of
Simbhaoli Sugars Limited
Simbhaoli, Hapur (U.P.)
Report on the Audit of the Standalone Financial Statements**

Qualified Opinion

We have audited the accompanying Standalone financial statements of **Simbhaoli Sugars Limited** ("the Company"), which comprise the Standalone Balance Sheet as at March 31, 2023, the Standalone Statement of Profit and Loss (including Other Comprehensive Income), the Standalone Statement of Changes in Equity and the Standalone Statement of Cash Flows for the year ended on that date, and a summary of the significant accounting policies and other explanatory information (hereinafter referred to as "the Standalone financial statements").

In our opinion and to the best of our information and according to the explanations given to us, except for the matters described in the Basis for Qualified Opinion paragraph, the aforesaid standalone financial statements give the information required by the Companies Act, 2013 ("the Act") in the manner so required and give a true and fair view in conformity with the Indian Accounting Standards prescribed under section 133 of the Act read with the Companies (Indian Accounting Standards) Rules, 2015, as amended, ("Ind AS") and other accounting principles generally accepted in India, of the state of affairs of the Company as at March 31, 2023, total comprehensive loss, changes in equity and its cash flows for the year ended on that date.

Basis for Qualified Opinion

- i) We draw attention to Note No. 21 of the Standalone financial statements regarding differences in accounting of certain transactions by Simbhaoli Power Private Limited (SPPL), a material subsidiary company, since last three years which have been disputed by the Company. We are not made available the reconciliation statement of the accounts with SPPL and the details of the transactions in disputes, and hence we are not able to comment on its impact and its consequential impact on these standalone financial statements. Further, the company had invested substantial funds in Simbhaoli Power Private Limited (SPPL), a subsidiary company, which had been incurring losses since FY 2019-20. The auditors of SPPL, in its latest audit report for the year ended March 31, 2022, reported for the existence of material uncertainty that might cast significant doubts about SPPL's ability to continue as a going concern and also reported for existence of conditions for the impairment in the value of property, plant and equipment, which the management of SPPL had not determined. As at March 31, 2023, the carrying amounts of investments in Equity Shares and Compulsory Convertible Debentures in SPPL in the books of the Company aggregates to ₹10,386.53 Lakhs and the carrying amounts of receivables and other dues aggregates to ₹7,808.91 Lakhs. The management of the company has not carried out a detailed exercise to determine impairment in the carrying amounts of investments in and other recoverable from SPPL and had made a provision of ₹125.00 Lakhs as credit loss allowance against the various dues. Due to non-availability of information with regard to appropriate impairment assessment carried out by the management of the company and financial and other information from the management of SPPL, we are unable to comment on the recoverability of the carrying amount of investments in and money recoverable from SPPL, including compliance with Ind AS-36 ('Impairment of Assets') and any consequential adjustments that may arise in this regard in these standalone financial statements.
- ii) We draw attention to Note No. 4 of the Standalone financial statements regarding non provisions for impairment in the carrying value of property, plant and equipment. We are not made available of appropriate impairment assessment carried out by the management and accordingly, we are unable to comment on the same including compliance with the Ind AS-36 ('Impairment of Assets') and any consequential adjustments that may arise in this regard in these standalone financial statements.
- iii) We draw attention to Note No 5(iv), of the Standalone financial statements regarding non- provision of interest liability in respect of delayed payment of sugarcane price for the reasons stated in the said note. The amount of interest not provided for in the books has not been ascertained.
- iv) We draw attention to Note No.9 of the Standalone financial statements regarding non-provision of interest expense amounting ₹19,018.54 Lakhs (Previous year ₹17,013.85 Lakhs) on certain borrowings for the year ended March 31, 2023 for the reasons stated in the said note. The total amount of interest expense not provided for in the accounts aggregates to ₹88,948.43 Lakhs till March 31, 2023 (Previous year ₹69,929.48 Lakhs). Had the aforesaid interest expense been provided for, the Finance Cost, Net Loss after tax and Total Comprehensive Loss for the year ended March 31, 2023 would have been increased by ₹19,018.54 Lakhs (Previous year ₹17,013.85 Lakhs), the Current Financial Liability as at March 31, 2023 would have been increased and shareholder's funds as at March 31, 2023 would have been decreased by ₹88,948.43 Lakhs (Previous year ₹69,929.48 Lakhs).
- v) We draw attention to Note No.10(iv) of the Standalone financial statements regarding director's remuneration paid/ provided amounting to ₹242.55 lakhs for the year ended March 31, 2023, in accordance with the special resolutions passed in the Annual General Meeting, after obtaining consent from lenders having majority outstanding and not from all the lenders, which is not in compliance with the provisions of sections 197 of the Companies Act, 2013.

Our report is qualified in respect of above matters.

Material Uncertainty related to Going Concern:

- i) As stated in Note No.4 of the Standalone financial statements, the standalone financial statement of the company has been prepared on going concern basis. Events or conditions as set forth in Note No. 4 of the Standalone financial statements indicate that a material uncertainty exists that may cast significant doubt on the company's ability to continue as going concern. The ability of the Company to continue as going concern depends on the decision of National Company Law Tribunal under the Insolvency and Bankruptcy Code 2016, sanction and implementation of proposed debt resolution and realignment scheme with the lenders as stated in the said notes and turnaround of its sugar and distilleries operations on sustainable basis.

Our report is not modified in respect of the above matter.

We conducted our audit of the standalone financial statements in accordance with the Standards on Auditing specified under section 143(10) of the Act. Our responsibilities under those Standards are further described in the Auditor's Responsibilities for the Audit of the Standalone Financial Statements section of our report. We are independent of the Company in accordance with the Code of Ethics issued by the Institute of Chartered Accountants of India (ICAI) together with the ethical requirements that are relevant to our audit of the standalone financial statements under the provisions of the Act and the Rules made thereunder, and we have fulfilled our other ethical responsibilities in accordance with these requirements and the ICAI's Code of Ethics.

We believe that the audit evidence we have obtained is sufficient and appropriate to provide a basis for our qualified audit opinion on the standalone financial statements.

Key Audit Matters

Key audit matters are those matters that, in our professional judgment, were of most significance in our audit of the standalone financial statements of the current period. These matters were addressed in the context of our audit of the standalone financial statements as a whole, and in forming our opinion thereon, and we do not provide a separate opinion on this matter:

Key Audit Matters	Auditor's Response
Determination of Cost of Production (COP) and Net Realizable Value (NRV) of Finished Goods and By-Products for valuation of inventory:	
<p>As on March 31, 2023, the Company has inventory of finished goods, by-products and work in progress with a carrying value of ₹ 42,398.57 Lakhs. The inventory of finished goods viz. Sugar and ethanol is valued at the lower of COP and NRV whereas the inventory of by-products viz. molasses and bagasse is valued at NRV/Derived NRV. We considered the value of the inventory of finished goods and by-products as a key audit matter given the relative value of inventory in the standalone financial statements and significant judgement involved in determination of COP and also the consideration of factors such as minimum sale price, monthly quota, and fluctuation in domestic and international selling prices in determination of NRV/ derived NRV.</p>	<p>Principal Audit Procedures We understood and tested the design and operating effectiveness of controls as established by the management in determination of COP and NRV/Derived NRV. We reviewed the cost records maintained by the management and examined the documents maintained by the management for computing the COP and NRV/ Derived NRV with reference to the principles prescribed under Ind AS-2 on "Inventories". We considered various factors including the prevailing unit specific domestic selling price of the products at year end and subsequent to the year end, yield of ethanol from "B" Heavy Molasses, prevailing selling price of "C" Heavy Molasses, contracted selling price of the products in respect of contracted sales (including exports contracts), Molasses Policy of State Government for determination of levy obligation of molasses as prevailing as on the date of our audit and initiatives taken by the Government with respect to sugar industry as a whole, for determination of NRV/ Derived NRV of the products. Based on the above procedures performed, the management's determination of COP and NRV/ derived NRV of finished and by-products as at year-end and the comparison of COP with NRV for the valuation of inventory is considered to be reasonable.</p>

Information Other than the Standalone Financial Statements and Auditor's Report Thereon

The Company's Board of Directors is responsible for the other information. The other information comprises the information included in the Company's annual report, but does not include the Standalone Financial Statements and our auditor's reports thereon.

The aforesaid report is expected to be made available to us after the date of this auditor's report.

Our opinion on the Standalone Financial Statements does not cover the other information and we do not express any form of assurance conclusion thereon.

In connection with our audit of the Standalone Financial Statements, our responsibility is to read the other information identified above when it becomes available and, in doing so, consider whether the other information is materially inconsistent with the Standalone Financial Statements or our knowledge obtained during the course of our audit or otherwise appears to be materially misstated.

When we read the company's annual report and if we conclude that there is a material misstatement therein, we are required to communicate the matter to those charged with governance and shall take appropriate actions, if required.

Responsibilities of Management and Those Charged with Governance for the Standalone Financial Statements

The Company's Board of Directors is responsible for the matters stated in Section 134(5) of the Act with respect to the preparation and presentation of these Standalone Financial Statements that give a true and fair view of the financial position, financial performance including other comprehensive income, changes in equity and cash flows of the Company in accordance with the accounting principles generally accepted in India, including the Indian Accounting Standards (Ind AS) specified under Section 133 of the Act.

This responsibility also includes maintenance of adequate accounting records in accordance with the provisions of the Act for safeguarding of the assets of the Company and for preventing and detecting frauds and other irregularities; selection and application of appropriate accounting policies; making judgements and estimates that are reasonable and prudent; and design, implementation and maintenance of adequate internal financial controls that were operating effectively for ensuring the accuracy and completeness of the accounting records, relevant to the preparation and presentation of the Standalone Financial Statements that give a true and fair view and are free from material misstatement, whether due to fraud or error.

In preparing the Standalone Financial Statements, the Board of Directors is responsible for assessing the Company's ability to continue as a going concern, disclosing, as applicable, matters related to going concern and using the going concern basis of accounting unless management either intends to liquidate the Company or to cease operations, or has no realistic alternative but to do so.

Those Board of Directors are responsible for overseeing the Company's financial reporting process.

Auditor's Responsibilities for the Audit of the Standalone Financial Statements

Our objectives are to obtain reasonable assurance about whether the Standalone Financial Statements as a whole are free from material misstatement, whether due to fraud or error, and to issue an auditor's report that includes our opinion. Reasonable assurance is a high level of assurance, but is not a guarantee that an audit conducted in accordance with SAs will always detect a material misstatement when it exists. Misstatements can arise from fraud or error and are considered material if, individually or in the aggregate, they could reasonably be expected to influence the economic decisions of users taken on the basis of these Standalone Financial Statements.

As part of an audit in accordance with SAs, we exercise professional judgment and maintain professional skepticism throughout the audit. We also:

- Identify and assess the risks of material misstatement of the Standalone Financial Statements, whether due to fraud or error, design and perform audit procedures responsive to those risks, and obtain audit evidence that is sufficient and appropriate to provide a basis for our opinion. The risk of not detecting a material misstatement resulting from fraud is higher than for one resulting from error, as fraud may involve collusion, forgery, intentional omissions, misrepresentations, or the override of internal control.
- Obtain an understanding of internal control relevant to the audit in order to design audit procedures that are appropriate in the circumstances. Under section 143(3)(i) of the Act, we are also responsible for expressing our opinion on whether the Company has adequate internal financial controls system with reference to Standalone Financial statement in place and the operating effectiveness of such controls.
- Evaluate the appropriateness of accounting policies used and the reasonableness of accounting estimates and related disclosures made by management.

- Conclude on the appropriateness of management's use of the going concern basis of accounting and, based on the audit evidence obtained, whether a material uncertainty exists related to events or conditions that may cast significant doubt on the Company's ability to continue as a going concern. If we conclude that a material uncertainty exists, we are required to draw attention in our auditor's report to the related disclosures in the Standalone Financial Statements or, if such disclosures are inadequate, to modify our opinion. Our conclusions are based on the audit evidence obtained up to the date of our auditor's report. However, future events or conditions may cause the Company to cease to continue as a going concern.
- Evaluate the overall presentation, structure and content of the Standalone Financial Statements, including the disclosures, and whether the Standalone Financial Statements represent the underlying transactions and events in a manner that achieves fair presentation.

Materiality is the magnitude of misstatements in the Standalone Financial Statements that, individually or in aggregate, makes it probable that the economic decisions of a reasonably knowledgeable user of the financial statements may be influenced. We consider quantitative materiality and qualitative factors in (i) planning the scope of our audit work and in evaluating the results of our work; and (ii) to evaluate the effect of any identified misstatements in the financial statements.

We communicate with those charged with governance regarding, among other matters, the planned scope and timing of the audit and significant audit findings, including any significant deficiencies in internal control that we identify during our audit.

We also provide those charged with governance with a statement that we have complied with relevant ethical requirements regarding independence, and to communicate with them all relationships and other matters that may reasonably be thought to bear on our independence, and where applicable, related safeguards.

From the matters communicated with those charged with governance, we determine those matters that were of most significance in the audit of the Standalone Financial Statements of the current period and are therefore the key audit matters. We describe these matters in our auditor's report unless law or regulation precludes public disclosure about the matter or when, in extremely rare circumstances, we determine that a matter should not be communicated in our report because the adverse consequences of doing so would reasonably be expected to outweigh the public interest benefits of such communication.

Report on Other Legal and Regulatory Requirements

1. As required by the Companies (Auditor's Report) Order, 2020 ("the Order"), issued by the Central Government of India in terms of section 143(11) of the Act, we give in the Annexure - 'A' a statement on the matters specified in paragraphs 3 and 4 of the Order;
2. As required by Section 197(16) of the Act, we report that the Company has paid remuneration to its directors during the year in accordance with the provisions of and limits laid down under Section 197 read with Schedule V to the Act, except for non-compliance as reported in Para (v) of Basis of Qualified Opinion above.
3. As required by Section 143(3) of the Act, we report that:
 - a) We have sought and obtained all the information and explanations which to the best of our knowledge and belief were necessary for the purposes of our audit.
 - b) Except for the matters described in the Basis for Qualified Opinion paragraph above, in our opinion, proper books of account as required by law have been kept by the Company so far as it appears from our examination of those books.
 - c) The Standalone Balance Sheet, the Standalone Statement of Profit and Loss including Other Comprehensive Income, Standalone Statement of Changes in Equity and the Standalone Statement of Cash Flow dealt with by this Report are in agreement with the relevant books of account.
 - d) Except for the matters described in the Basis for Qualified Opinion paragraph above, in our opinion, the aforesaid Standalone financial statements comply with the Ind AS specified under Section 133 of the Act, read with Rule 7 of the Companies (Accounts) Rules, 2014 as amended.
 - e) The qualifications relating to the maintenance of accounts and other matters connected therewith are as stated in the Basis for Qualified Opinion paragraph above.
 - f) On the basis of the written representations received from the directors as on March 31, 2023 taken on record by the Board of Directors, none of the directors is disqualified as on March 31, 2023 from being appointed as a director in terms of Section 164 (2) of the Act.
 - g) With respect to the adequacy of the internal financial controls with reference to standalone financial statements of the Company and the operating effectiveness of such controls, refer to our separate Report in "Annexure B".
 - h) With respect to the other matters to be included in the Auditor's Report in accordance with Rule 11 of the Companies (Audit and Auditors) Rules, 2014, as amended in our opinion and to the best of our information and according to the explanations given to us:
 - i. The Company, as detailed in note no. 5(ii) to the standalone financial statements, has disclosed the impact of pending litigations on its financial position in its standalone financial statements.
 - ii. The Company did not have any long term contracts including derivative contracts for which there were any material foreseeable losses as at March 31, 2023.
 - iii. There has been no delay in transferring amounts, required to be transferred to the Investor Education and Protection Fund by the Company.
 - iv.
 - (a) The Management has represented to us that, to the best of its knowledge and belief, no funds have been advanced or loaned or invested (either from borrowed funds or share premium or any other sources or kind of funds) by the company to or in any other persons or entities, including foreign entities ("Intermediaries"), with the understanding, whether recorded in writing or otherwise, that the Intermediary shall, whether, directly or indirectly lend or invest in other persons or entities identified in any manner whatsoever by or on behalf of the company ("Ultimate Beneficiaries") or provide any guarantee, security or the like on behalf of the Ultimate Beneficiaries;
 - (b) The Management has represented to us that, to the best of its knowledge and belief, no funds (which are material either individually or in aggregate) have been received by the company from any person(s) or entities, including foreign entities ("Funding Parties"), with the understanding, whether recorded in writing or otherwise, that the company shall, whether, directly or indirectly, lend or invest in other persons or entities identified in any manner whatsoever by or on behalf of the Funding Party ("Ultimate Beneficiaries") or provide any guarantee, security or the like on behalf of the Ultimate Beneficiaries;
 - (c) Based on our audit procedure conducted that are considered reasonable and appropriate in the circumstances, nothing has come to our attention that cause us to believe that the representation under sub- clause (i) and (ii) of Rule 11 (e) as provided

under paragraph (2) (h) (iv) (a) & (b) above, contain any material misstatement.

- v) The Company has not declared or proposed dividend during the year.
- vi) Proviso to Rule 3(1) of the Companies (Accounts) Rules, 2014 for maintaining books of account using accounting software which has a feature of recording audit trail (edit log) facility is applicable to the company with effect from April 1, 2023 and accordingly, reporting under Rule 11(g) of Companies (Audit and Auditors) Rules, 2014 is not applicable for Financial Year ended 31st March, 2023.

FOR MITTAL GUPTA & CO.

Chartered Accountants
FRN 001874C

(B. L. Gupta)

ANNEXURE A TO THE INDEPENDENT AUDITOR'S REPORT

Annexure A to the Independent Auditor's Report to the members of Simbhaoli Sugars Limited on its standalone financial statements dated 26.05.2023.

Report on the matters specified in paragraph 3 of the Companies (Auditor's Report) Order, 2020 ("the Order") issued by the Central Government of India in terms of section 143(11) of the Companies Act, 2013 ("the Act") as referred to in paragraph 1 of 'Report on Other Legal and Regulatory Requirements' section.

To the best of our information and according to the explanations provided to us by the Company and the books of account and records examined by us in the normal course of audit, we state that:

- I) (a) (A) The Company has maintained proper records showing full particulars including quantitative details and situation of property, plant and equipment and relevant details of right-of use assets.
- (B) The Company has maintained proper records showing full particulars of intangible assets.
- (b) The property, plant and equipment and right-of use assets have been physically verified by the management according to the programme of periodical verification in phased manner which, in our opinion, is reasonable having regard to the size of the company and the nature of its property, plant and equipment. The discrepancies, if any, noticed on such physical verification have been properly dealt with in the books of accounts.
- (c) According to the information and explanation given to us and on the basis of our examination of records of the Company, except for the lease hold land admeasuring approximately 17 acres at village Simbhaoli and the following stated properties, the title deed of immoveable properties are held in the name of the company. The lease deed executed in favour of the Company by the State Government has been cancelled in earlier years and we are informed that the company had filed writ petition against the impugned cancellation order which is still subjudice. Details of other immoveable properties which are not registered in the name of the Company are as under: -

(₹ In lakhs)

Description of property	Gross carrying value	Held in name of	Whether promoter, director or their relative or employee	Period held –indicate range, where appropriate	Reason for not being held in the name of company
Land at Simbhaoli Sugars limited -Brijnathpur (U.P)	42.30	Mr. Jaswant Lal	No	01.04.2015	Land acquired under Scheme of Amalgamation could not be transferred in the name of company as approval from collector is in process
----do---	12.47	Mr. Mohd. Yameen	No	01.04.2015	Land acquired under Scheme of Amalgamation could not be transferred in the name of company as the transferor of the land had expired and the company is in negotiation with the legal heir of transferor and in the process of completing the legal formalities for getting the land registered in its name.

- (d) The Company has not revalued its property, plant and equipment (including right-of use assets) and intangible assets during the year.
- (e) There are no proceedings initiated or are pending against the Company for holding any benami property under the Prohibition of Benami Property Transactions Act, 1988 and rules made thereunder.
- ii) (a) In our opinion and according to the information and explanations given to us, the procedures of physical verification of inventories followed by the management are reasonable and adequate in relation to the size of the Company and the nature of its business. The discrepancies noticed on verification between the physical stocks and the book records in each class of inventory is less than 10% and have been properly dealt with in the books of accounts.
- (b) As disclosed in Note No. 9(i) to the standalone financial statements, the Company were sanctioned working capital limits in excess of ? 5.00 Crores in aggregate from banks during earlier years on the basis of security of current assets of the Company and the same were recalled by them on account of continuous defaults. The quarterly returns/statements filed by the Company with such banks are not in agreement with the books of accounts of the Company and the details are as follows:

Quarter ending	Value as per books of accounts	Value as per quarterly return/statement filed with lenders	Difference
June 30, 2022	37,751.33	36,676.53	1,074.80
September 30, 2022	17,947.98	15,983.47	1,964.51
December 31, 2022	26,444.03	24,834.27	1,609.76
March 31, 2023	44,020.85	43,797.89	222.96
Reason for differences:			
As explained by the management, the differences pertain to valuation methodology adopted while filing stock statements with the lenders. Finished Stocks are valued at lower of cost or net realisable value in the books of accounts as per applicable accounting standards but finished stock in stock statement is valued by methodology as stipulated in sanction letter of banks. Further, as explained, since all the Cash Credit facilities are in Default and being Recalled no Drawing Power is accorded to the company basis Stock Statements.			

- iii) According to the information and explanations given to us and based on our examinations of the records, in our opinion, the Company has not made any investments or, provided any guarantee or security or granted any loans or advances in the nature of loans, secured or unsecured, to companies, firms, Limited Liability Partnerships or other parties during the year. Accordingly, the provisions of clause 3(iii)(a), (c) to (f), of the Order are not applicable to the company.
- iv) In our opinion and according to the information and explanations given to us, the Company has complied with provisions of Sections 185 and 186 of the Act, with respect to investment made.
- v) According to the information and explanations given to us, in our opinion, the Company has not accepted any deposits from the public within the meaning of section 73, 74, 75 and 76 of the Act read with the Companies (Acceptance & Deposit) Rules 2014 and other relevant provisions of the Act, to the extent notified. Accordingly, the provisions of clause 3(v) of the said order are not applicable to the Company.
- vi) We have broadly reviewed the books of account maintained by the company pursuant to the Rules made by the Central Government for the maintenance of cost records under section 148(1) of the Act, in respect of Company's products and are of the opinion that prima facie, the prescribed accounts and records have been made and maintained. However, we have not made a detailed examination of the cost records with a view to determine whether they are accurate or complete.
- vii) **In respect of statutory dues:**
- a) According to the records of the company and information and explanations given to us, the Company has generally been regular in depositing undisputed statutory dues, including Provident Fund, Income-tax, Tax deducted at sources, Tax collected at source, Sales Tax, value added tax (VAT), Goods and Service Tax (GST), Custom Duty, Excise Duty, Cess and any other statutory dues applicable to it, with the appropriate authorities though there has been slight delay in few cases. There are no undisputed statutory dues as referred to above as at March 31, 2023 outstanding for a period of more than six months from the date they become payable except for the following:

(₹ In lakhs)

Particulars	Amount	Particulars	Amount
Purchase Tax	15.34	TDS Demand	4.16
Import Duty	424.04		

- b) According to the information and explanations given to us, the particulars of Income tax, Service-tax, Sales-tax, Custom Duty, Excise Duty, Entry tax, Value Added Tax, Goods and Service Tax, which are not been deposited on account of any dispute as on March 31, 2023 are as reported in Note No. 14 to the accompanying standalone financial statements.
- viii) According to the information and explanations given to us, the company has not surrendered or disclosed any transaction, previously unrecorded in the books of accounts, in the tax assessments under the Income Tax Act, 1961, as income during the year. Accordingly, the provisions of clause 3(viii) of the Order are not applicable to the company.
- ix) (a) According to the information and explanations given to us and as per the books and records examined by us, in our opinion, the Company has defaulted in repayment of loans and borrowings to banks and Government. Details of defaults in respect of principal and interest dues to Banks & Governments are stated in Note No.9 to accompanying standalone financial statements.
- (b) According to the information and explanations given, including representation received from the management, and the records of the Company examined by us the Company was declared Willful Defaulter by Erstwhile Oriental Bank of Commerce now Punjab National Bank on 03.08.2018 which was subsequently Set Aside by Hon'ble High court as mentioned in Note No. 8 to accompanying standalone financial statements.
- (c) In our opinion and according to the information and explanation given to us, the Company has not availed any term loan during the year. Accordingly, the provisions of clause 3(ix)(c) of the Order are not applicable to the company.
- (d) On overall examination of the financial statement of the Company, prima facie, funds raised on short term basis in earlier years were used for financing the losses and other long term purposes by the Company and due to the aforesaid reasons, the total current liability (inclusive of recalled long term borrowings which are classified as current liabilities) of the company, exceeded the current assets as at March 31, 2023 by substantial amount.
- (e) According to the information and explanations given to us and as per the books and records examined by us, the company has not taken any funds from any entity or person on account of or to meet the obligations of its subsidiary company.
- (f) According to the information and explanations given to us and procedures performed by us, the company has not raised loans during the year on the pledge of securities held in its subsidiary company.
- x) (a) According to the information and explanations given to us and as per the books and records examined by us, the company has not raised money by way of initial public offer or further public offer (including debt instruments). Accordingly, the provisions of paragraph

- 3(x)(a) of the Order are not applicable to the company.
- (b) According to the information and explanations given to us and as per the books and records examined by us, the company has not made any preferential allotment or private placement of shares or convertible debentures during the year. Accordingly, the provisions of paragraph 3(x) (b) of the Order are not applicable to the company.
- xi) (a) To the best of our knowledge and according to the information and explanations given to us, no fraud by the Company or any fraud on the Company has been noticed or reported during the year. Accordingly, the provisions of paragraph 3(xi) (a) and (b) of the Order are not applicable to the company.
- (b) According to the information & explanations and representation made by the management, no whistle- blower complaints have been received during the year (and up to the date of the report) by the company.
- xii) In our opinion, the Company is not a Nidhi Company. Accordingly, the provisions of paragraph 3(xii) (a) to (c) of the Order are not applicable to the company.
- xiii) According to the information and explanations given to us and based on our examination of the records of the Company, transactions with the related parties are in compliance with sections 177 and 188 of the Act where applicable and details of such transactions have been disclosed in the financial statements as required by applicable accounting standards.
- xiv) (a) The Company has an internal audit system commensurate with the size and nature of its business.
- (b) The internal audit reports of the Company issued till the date of the audit report, for the part period under audit have been considered by us.
- xv) In our opinion, and according to the information and explanations given to us, the Company has not entered into any non-cash transactions with directors or persons connected with him and hence the provisions of paragraph 3 (xv) of the Order is not applicable to the Company.
- xvi) (a) The provisions of section 45-IA of the Reserve Bank of India Act, 1934 (2 of 1934) are not applicable to the Company. Accordingly, the provision of paragraph 3 (xvi) (a) to (c) of the Order is not applicable to the Company.
- (b) As per information and explanation provided to us, there is no core investment company within the Group (as defined in the Core Investment Companies (Reserve Bank) Directions, 2016). Accordingly, the provision of paragraph 3 (xvi) (d) of the Order is not applicable to the Company.
- xvii) In our opinion, and on the basis of examination of financial statements and subject to the effect of the matters stated in the Basis of Qualified Opinion Para of our report, the Company has not incurred cash losses in the current financial year and in the immediate preceding financial year on the basis of financial figures presented in the Statement of Profit and Loss Account.
- xviii) There has been no resignation of the statutory auditors during the year. Accordingly, provisions of paragraph (xviii) of the Order are not applicable to the Company.
- xix) According to the information and explanations given to us and on the basis of the standalone financial ratios, ageing and expected dates of realization of financial assets and payment of financial liabilities, other information accompanying the standalone financial statements, our knowledge of the Board of Directors and management plans and based on our examination of the evidence supporting the assumptions, we are of the opinion that the company is not capable of meeting its liabilities existing at the date of balance sheet as and when they fall due within a period of one year from the balance sheet date because the company is already in default in making due payments to the banks and cane growers as at March 31, 2023 and the current liabilities (inclusive of recalled long term borrowings classified as current liabilities) of the Company exceeded the current assets by ₹ 1,36,866.81 Lakhs as at March 31, 2023.
- xx) Since, the Company is not required to spend any Corporate Social Responsibility (CSR) expenditure under the provision of Section 135 of the Companies Act, 2013 during the year, the provisions of paragraph (xx) of the Order are not applicable to the Company.

FOR MITTAL GUPTA & CO.

Chartered Accountants
FRN 001874C

(B. L. Gupta)
Partner

ANNEXURE B TO THE INDEPENDENT AUDITOR'S REPORT

Annexure B to the Independent Auditor's Report to the members of Simbhaoli Sugars Limited on its standalone financial statements dated 26.05.2023.

Report on the Internal Financial Controls Over Financial Reporting under Clause (i) of Sub-section 3 of Section 143 of the Companies Act, 2013 ("the Act") as referred to in paragraph 3(g) of 'Report on Other Legal and Regulatory Requirements' section

We have audited the internal financial controls with reference to standalone financial statements of Simbhaoli Sugars Limited ("the Company") as of March 31, 2023 in conjunction with our audit of the IndAS standalone financial statements of the Company for the year ended on that date.

Management's Responsibility for Internal Financial Controls

The Company's Management and the Board of Directors are responsible for establishing and maintaining internal financial controls with reference to standalone financial statements based on the criteria established by the Company considering the essential components of internal control stated in the Guidance Note. These responsibilities include the design, implementation and maintenance of adequate internal financial controls that were operating effectively for ensuring the orderly and efficient conduct of its business, including adherence to the Company's policies, the safeguarding of its assets, the prevention and detection of frauds and errors, the accuracy and completeness of the accounting records, and the timely preparation of reliable financial information, as required under the Act.

Auditor's Responsibility

Our responsibility is to express an opinion on the Company's internal financial controls with reference to standalone financial statements based on our audit. We conducted our audit in accordance with the Guidance Note and the Standards on Auditing, prescribed under Section 143(10) of the Act, to the extent applicable to an audit of internal financial controls with reference to standalone financial statements. Those Standards and the

Guidance Note require that we comply with ethical requirements and plan and perform the audit to obtain reasonable assurance about whether adequate internal financial controls with reference to standalone financial statements were established and maintained and whether such controls operated effectively in all material respects.

Our audit involves performing procedures to obtain audit evidence about the adequacy of the internal financial controls with reference to standalone financial statements and their operating effectiveness. Our audit of internal financial controls with reference to standalone financial statements included obtaining an understanding of such internal financial controls, assessing the risk that a material weakness exists, and testing and evaluating the design and operating effectiveness of internal control based on the assessed risk. The procedures selected depend on the auditor's judgement, including the assessment of the risks of material misstatement of the standalone financial statements, whether due to fraud or error.

We believe that the audit evidence we have obtained is sufficient and appropriate to provide a basis for our audit opinion on the Company's internal financial controls with reference to standalone financial statements.

Meaning of Internal Financial Controls with reference to standalone financial statements

A Company's internal financial control with reference to these standalone financial statements is a process designed to provide reasonable assurance regarding the reliability of financial reporting and the preparation of financial statements for external purposes in accordance with generally accepted accounting principles. A company's internal financial control over financial reporting with reference to these standalone financial statements includes those policies and procedures that (1) pertain to the maintenance of records that, in reasonable detail, accurately and fairly reflect the transactions and dispositions of the assets of the company; (2) provide reasonable assurance that transactions are recorded as necessary to permit preparation of financial statements in accordance with generally accepted accounting principles, and that receipts and expenditures of the company are being made only in accordance with authorizations of management and directors of the company; and (3) provide reasonable assurance regarding prevention or timely detection of unauthorised acquisition, use, or disposition of the company's assets that could have a material effect on the financial statements.

Inherent Limitations of Internal Financial Controls with reference to these standalone financial statements

Because of the inherent limitations of internal financial controls with reference to standalone financial statements, including the possibility of collusion or improper management override of controls, material misstatements due to error or fraud may occur and not be detected. Also, projections of any evaluation of the internal financial controls with reference to standalone financial statements to future periods are subject to the risk that the internal financial controls with reference to standalone financial statements may become inadequate because of changes in conditions, or that the degree of compliance with the policies or procedures may deteriorate.

Qualified Opinion

According to the information and explanations given to us and based on our audit, the material weaknesses have been identified as at March 31, 2023 in respect of various matters qualified in our main audit report under the section "Basis for Qualified Opinion, Material Uncertainty on Going Concern" which have resulted in the material misstatement in the Company's financial balance, presentation and disclosures of Ind AS Financial Statement.

A material weakness is deficiencies or combination of deficiencies, in internal financial control over financial reporting, such that there is a reasonable possibility that a material misstatement of the company's annual or interim financial statements will not be prevented or detected on a timely basis.

In our opinion, except for the possible effects of the material weaknesses matters referred to above, the Company has, in all material respects, an adequate internal financial controls with reference to these standalone financial statements and such internal financial controls were operating effectively as at March 31, 2023, based on the internal control with reference to Standalone Financial Statements criteria established by the Company considering the essential components of internal control stated in the Guidance Note on Audit of Internal Financial Controls Over Financial Reporting issued by the Institute of Chartered Accountants of India.

FOR MITTAL GUPTA & CO.

Chartered Accountants
FRN 001874C

(B. L. Gupta)
Partner

SIMBHAOLI SUGARS LIMITED
(CIN:L15122UP2011PLC044210)
STANDALONE BALANCE SHEET AS AT MARCH 31,2023

	Notes	As at March 31 2023 (₹ in lacs)	As at March 31 2022 (₹ in lacs)
ASSETS			
Non-current assets			
a) Property plant and equipment	3.01	119,090.90	121,347.60
b) Capital work-in-progress	3.02	251.92	396.25
c) Other intangible assets	3.03	24.41	36.95
d) Financial assets			
i) Investments	3.04	11,010.88	11,064.79
ii) Other financial assets	3.05	129.04	1,282.62
e) Income tax assets (net)	3.06	950.35	368.51
f) Other non-current assets	3.07	386.88	413.55
Total non-current assets		131,844.38	134,910.27
Current assets			
a) Inventories	3.08	45,082.87	46,505.91
b) Financial assets			
i) Trade and other receivables	3.09	3,021.95	3,506.40
ii) Cash and cash equivalents	3.10	1,472.75	2,761.40
iii) Bank balances other than cash & cash equivalents	3.11	2,752.54	2,005.51
iv) Other financial assets	3.12	8,001.82	5,719.77
c) Other current assets	3.13	1,642.80	1,242.81
Total current assets		61,974.73	61,741.80
Total assets		193,819.11	196,652.07
EQUITY AND LIABILITIES			
Equity			
a) Equity share capital	3.14	4,127.90	4,127.90
b) Other equity	3.15	(9,951.24)	(6,684.34)
Total equity		(5,823.34)	(2,556.44)
LIABILITIES			
Non current liabilities			
a) Financial liabilities			
i) Borrowings	3.16	304.90	305.70
b) Provisions	3.17	496.01	438.43
Total non-current liabilities		800.91	744.13
Current liabilities			
a) Financial liabilities			
i) Borrowings	3.18	101,020.13	101,485.64
ii) Trade and other payables			
A) Total outstanding dues of micro enterprises and small enterprises	3.19	475.04	433.47
B) Total outstanding dues of creditors other than micro enterprises and small enterprises	3.19	68,482.83	70,735.02
iii) Other financial liabilities	3.20	27,143.88	24,459.97
b) Other Current liabilities	3.21	1,577.73	1,226.64
c) Provisions	3.22	141.93	123.64
Total current liabilities		198,841.54	198,464.38
Total equity and liabilities		193,819.11	196,652.07
See accompanying notes forming part of the financial statements	1 to 25		

In terms of our report attached
For MITTAL GUPTA & CO.
Chartered Accountants
FRN - 001874C

B. L. GUPTA
Partner
(M. No. - 073794)

Place : Kanpur (U.P)
Date : May 26,2023

For and on behalf of the Board of Directors

Gurmit Singh Mann
Chairman
DIN - 00066653

Dayal Chand Popli
Chief Financial Officer
FCMA - 12257

Place : Simbhaoli ,Hapur (U.P)
Date : May 26,2023

Gursimran Kaur Mann
Managing Director
DIN - 00642094

Subham Kandhway
Company Secretary
F - 10757

Sachchida Nand Misra
Chief Operating Officer
DIN - 06714324

Virendra Kumar Singh
AGM-Accounts

SIMBHAOLI SUGARS LIMITED
(CIN:L15122UP2011PLC044210)
STANDALONE STATEMENT OF PROFIT AND LOSS
FOR THE YEAR ENDED MARCH 31,2023

	Notes	Year ended March 31 2023 (₹ in lacs)	Year ended March 31 2022 (₹ in lacs)
Revenue from operations			
Revenue from operations	3.23	137,832.27	137,112.01
Other Income	3.24	1,759.84	2,753.17
Total income		139,592.11	139,865.18
Expenses			
Cost of materials consumed	3.25	89,964.84	81,677.44
Purchases of stock-in-trade	3.26	6,481.74	6,835.37
Changes in inventories of finished goods, work-in-progress and stock-in-trade	3.27	1,535.64	170.70
Excise Duty on sale of goods	3.28	16,646.24	23,633.84
Employee benefits expense	3.29	7,156.53	5,947.96
Finance costs	3.30	2,529.82	2,878.69
Depreciation and amortization expense	3.31	3,193.92	3,228.51
Power & fuel	3.32	2,593.24	3,047.47
Other expenses	3.33	12,628.50	13,367.64
Total expenses		142,730.47	140,787.62
Profit/(loss) before exceptional items and tax		(3,138.36)	(922.44)
Exceptional items		-	-
Profit/(loss) before tax		(3,138.36)	(922.44)
Tax expense:			
- Current Tax		-	-
- Deferred Tax		-	-
- Income Tax adjustments		-	97.25
Total Tax Expense		-	97.25
Profit after Tax		(3,138.36)	(1,019.69)
Other Comprehensive Income			
A. (i) Items that will not be re-classified to profit or loss:		(153.66)	84.05
- Remeasurements of post-employment benefit obligation (net)		(153.66)	84.05
(ii) Income tax relating to items that will not be re-classified to profit or loss		-	-
B. (i) Items that may be re-classified to profit or loss:		-	-
(ii) Income Tax relating to items that may be reclassified to profit or loss		-	-
Total Other Comprehensive Income (net of tax)		(153.66)	84.05
Total Comprehensive Income		(3,292.02)	(935.64)
Earnings per equity share-basic/diluted (₹)			
- Before exceptional items	15	(7.60)	(2.47)
- After exceptional items	15	(7.60)	(2.47)
See accompanying notes forming part of the financial statements	1 to 25		

In terms of our report attached
For MITTAL GUPTA & CO.
Chartered Accountants
FRN - 001874C

For and on behalf of the Board of Directors

Gurmit Singh Mann
Chairman
DIN - 00066653

Gursimran Kaur Mann
Managing Director
DIN - 00642094

Sachchida Nand Misra
Chief Operating Officer
DIN - 06714324

B. L. GUPTA
Partner
(M. No. - 073794)

Dayal Chand Popli
Chief Financial Officer
FCMA - 12257

Subham Kandhway
Company Secretary
F - 10757

Virendra Kumar Singh
AGM-Accounts

Place : Kanpur (U.P)
Date : May 26,2023

Place : Simbhaoli ,Hapur (U.P)
Date : May 26,2023

SIMBHAOLI SUGARS LIMITED
(CIN:L15122UP2011PLC044210)
STANDALONE STATEMENT CASH FLOW FOR THE YEAR ENDED MARCH 31, 2023

(₹ in lacs)

	March 31 2023 Audited	March 31 2022 Audited
A. CASH FLOW FROM OPERATING ACTIVITIES :		
Net profit/(loss) before tax and exceptional items	(3,138.36)	(922.44)
Adjustments for:		
Depreciation and amortization	3,193.92	3,228.51
Finance costs	2,529.82	2,878.69
Interest income on financial assets & Others	(1,593.54)	(1,428.25)
Liability/provisions no longer required written back	(42.68)	(1,196.16)
Bad Debts and advances written off	1.31	1.07
Profit on redemption of Mutual Funds Units	(5.69)	(25.54)
Loss/ (profit) from sale /discard of property, plant and equipment (net)	34.11	(25.03)
Provision for obsolete inventories	76.04	-
Provision for Credit Loss allowance	30.36	797.17
Mollasses Storage Fund	25.12	20.69
Operating profit/(loss) before working capital changes	1,110.41	3,328.71
<i>Adjustments for (increase)/decrease in operating assets:</i>		
Changes in trade and other receivables	452.78	485.46
Changes in other non current and current financial asset	(65.94)	(97.83)
Changes in other non current and other current assets	(373.32)	7,867.82
Changes in inventories	1,347.00	(30.19)
Changes in trade and other payables	(2,389.24)	(6,577.57)
Changes in other non-current and other current financial liabilities	773.02	32.51
Changes in other non-current and other current liabilities	351.09	(341.45)
Changes in long term and short term provision	75.87	(10.78)
Cash (used)/generated from operations	1,281.67	4,656.69
Direct taxes (paid)/refund	(581.84)	(190.20)
Net cash (used) / from operating activities	699.83	4,466.49
B. CASH FLOW FROM INVESTING ACTIVITIES :		
Additions to property, plant & equipment and intangible assets	(1,004.77)	(828.88)
Sale of property, plant & equipment and intangible assets	12.66	35.94
Purchase of national savings certificate	(1.00)	(2.01)
Interest received on debentures/fixed deposits/inter corporate deposits	510.61	476.60
Investment in Mutual funds	(3,550.00)	(6,527.00)
Proceeds from Redemption of Mutual Funds	3,555.69	6,552.54
Changes in fixed deposit with Banks	(3.69)	270.15
Net cash (used) / from investing activities	(480.50)	(22.66)
C. CASH FLOW FROM FINANCING ACTIVITIES :		
EMD Paid to banks for OTS	(690.00)	(80.00)
Interest paid	(540.45)	(3,883.55)
Repayment of long term borrowings	(0.80)	(108.14)
Proceeds/(repayment) of short term borrowings(net)	(276.73)	(1,196.19)
Net cash (used) / from financing activities	(1,507.98)	(5,267.88)
D. Net increase/(decrease) in cash and cash equivalents (A+B+C)	(1,288.65)	(824.06)
E. Cash and cash equivalents (opening balance)	2,761.40	3,585.46
F. Cash and cash equivalents (closing balance) (D+E)		
Cash and bank balances (D+E)	1,472.75	2,761.40

Notes:

- i) The above Cash Flow Statement has been prepared under the "Indirect Method" as set out in the Indian Accounting Standard (Ind AS) 7 on Statement of Cash Flows.
- ii) Cash and cash equivalents as at the Balance Sheet date consists of:

(₹ in lacs)

Particulars	As at March 31, 2023	As at March 31, 2022
(a) Balance with Banks on current accounts	1,450.01	2,748.40
(b) Cash in hand	22.74	13.00
Closing Cash and Cash Equivalents (Refer Note No. 3.10)	1,472.75	2,761.40

- iii) Figure in bracket indicate cash outflow.

In terms of our report attached
For MITTAL GUPTA & CO.
 Chartered Accountants
 FRN - 001874C

For and on behalf of the Board of Directors

Gurmit Singh Mann
 Chairman
 DIN - 00066653

Gursimran Kaur Mann
 Managing Director
 DIN - 00642094

Sachchida Nand Misra
 Chief Operating Officer
 DIN - 06714324

B. L. GUPTA
 Partner
 (M. No. - 073794)

Dayal Chand Popli
 Chief Financial Officer
 FCMA - 12257

Subham Kandhway
 Company Secretary
 F - 10757

Virendra Kumar Singh
 AGM-Accounts

Place : Kanpur (U.P)
 Date : May 26,2023

Place : Simbhaoli ,Hapur (U.P)
 Date : May 26,2023

SIMBHAOLI SUGARS LIMITED
STANDALONE STATEMENT OF CHANGES IN EQUITY FOR THE YEAR ENDED MARCH 31, 2023

Equity Share Capital

(₹ in lacs)

For the year ended March 31, 2023					For the year ended March 31, 2022				
Balance as at April 01, 2022	Change in Equity shares Capital due to prior period errors	Restated balance at the beginning of the previous year	Changes in Equity share capital during the year	As at March 31, 2023	Balance as at April 01, 2021	Change in Equity shares Capital due to prior period errors	Restated balance at the beginning of the previous year	Changes in Equity share capital during the year	As at March 31, 2022
4,127.90	-	4,127.90	-	4,127.90	4,127.90	-	4,127.90	-	4,127.90

(₹ in lacs)

Other Equity

Particulars	Reserve and Surplus				Other Comprehensive Income		
	Securities premium	Storage fund for molasses account	Forfeiture Reserve	Retained Earning *	Equity instruments through other comprehensive income	Actuarial gain/(loss) on employee benefit plan	Total other equity
Balance as at April 01, 2022	46,301.79	87.69	96.30	(52,961.17)	-	(208.95)	(6,684.34)
Profit/(loss) for the year	-	-	-	(3,138.36)	-	-	(3,138.36)
Transfer to storage fund for molasses	-	25.12	-	-	-	-	25.12
Other comprehensive income	-	-	-	-	-	(153.66)	(153.66)
Balance as at March 31, 2023	46,301.79	112.81	96.30	(56,099.53)	-	(362.61)	(9,951.24)
Balance as at April 01, 2021	46,301.79	67.00	96.30	(47,259.82)	(4,681.66)	(293.00)	(5,769.39)
Profit/(loss) for the year	-	-	-	(1,019.69)	-	-	(1,019.69)
Transfer to storage fund for molasses	-	20.69	-	-	-	-	20.69
Other comprehensive income	-	-	-	-	-	84.05	84.05
Transferred from/to other comprehensive income/retained earning*	-	-	-	(4,681.66)	4,681.66	-	-
As at March 31, 2022	46,301.79	87.69	96.30	(52,961.17)	-	(208.95)	(6,684.34)

*Transfer to retain earning as the company in which investment was made in under liquidation.
See accompanying notes forming part of the financial statements

1 to 25

In terms of our report attached
For MITTAL GUPTA & CO.
Chartered Accountants
FRN - 001874C

For and on behalf of the Board of Directors

Gurmit Singh Mann
Chairman
DIN - 00066653

Gursimran Kaur Mann
Managing Director
DIN - 00642094

Sachchida Nand Misra
Chief Operating Officer
DIN - 06714324

B. L. GUPTA
Partner
(M. No. - 073794)

Dayal Chand Popli
Chief Financial Officer
FCMA - 12257

Subham Kandhway
Company Secretary
F - 10757

Virendra Kumar Singh
AGM-Accounts

Place : Kanpur (U.P)
Date : May 26,2023

Place : Simbhaoli ,Hapur (U.P)
Date : May 26,2023

NOTES FORMING PART OF THE STANDALONE FINANCIAL STATEMENT FOR THE YEAR ENDED MARCH 31 ,2023

1. Background

Simbhaoli Sugars Limited ('the Company') having CIN No. L15122UP2011PLC044210 is a public limited company under the provisions of the Companies Act, 2013 incorporated and registered with Registrar of Companies, Kanpur Uttar Pradesh on April 04, 2011. Currently equity shares of the Company are listed at BSE and NSE. The Hon'ble High Court of Judicature at Allahabad has sanctioned the Scheme of Amalgamation of Erstwhile Simbhaoli Sugars Limited (ESSL), the Transferor Company with the Company, the Transferee Company w.e.f. April 01, 2015 (the Appointed Date) and consequent thereto, the entire business undertakings of ESSL, stands transferred to and vested in the Company, as a going concern with effect from the Appointed Date. The Company has three sugar complexes - Simbhaoli (Western Uttar Pradesh), Chilwaria (Eastern Uttar Pradesh) and Brijnathpur (Western Uttar Pradesh) having an aggregate crushing capacity of 19,500 TCD. The Company is technology driven with a business mix that spans from refined (sulphur less) sugar, specialty sugars, extra neutral alcohol (ENA), ethanol, sanitizer and bio-manure. The Company is engaged in sugar refining (Defeco Remelt Phosphotation and Ion Exchange technology), high value, niche products (specialty sugars) and clean energy (ethanol). The Company sells international standard refined, pharmaceutical grade and specialty sugars to the retail and bulk institutional consumer segments.

The Company is operating its different businesses through subsidiaries the details are given below:

S. No.	Name of subsidiary/ Joint Venture	Business	Country of Incorporation	% voting power held as at	
				March 31, 2023	March 31, 2022
i)	Simbhaoli Power Private Limited	Generation of green power	India	51.00	51.00
ii)	Integrated Casetech Consultants Private Limited	Consultancy business	India	85.16	85.16
iii)	Simbhaoli Specialty Sugars Private Limited	Packaging	India	100.00	100.00

These financial statements of the Company for the year ended 31st March, 2023 are approved and authorized for issue by the Company's Board of Directors on **May 26, 2023**.

2.1 Basis of preparation and presentation

i) Statement of Compliance with Ind AS

The financial statements comply in all material aspects with Indian Accounting Standards (Ind AS) notified under section 133 of the Companies Act, 2013 (the Act) read with the Rule 3 of the Companies (Indian Accounting Standards) Rules, 2015 (as amended) and relevant amendment rules thereafter and accounting principles generally accepted in India.

These financial statements have been prepared on going concern basis using the significant accounting policies and measurement bases summarized below. Accounting Policies have been consistently applied except where a newly issued accounting standard is initially adopted or a revision to an existing accounting standard requires a change in accounting policy hitherto in use. In those cases the new accounting policy is adopted in accordance with the transitional provisions stipulated in that Ind AS and in absence of such specific transitional provision, the same is adopted retrospectively for all the periods presented in these financial statements.

ii) Recent Accounting Pronouncements

Ministry of Corporate Affairs ("MCA") notifies new standard or amends to the existing standards. There is no such notification which would have been applicable from April 1, 2023.

iii) Basis of preparation

The financial statements have been prepared on the historical cost basis except for certain financial assets and liabilities (refer accounting policy regarding financial instruments) and assets for defined benefit plans that are measured at fair value less cost of sales wherever required. The methods used to measure fair values are discussed further in notes to financial statements.

iv) Functional and presentation currency

These financial statements are presented in Indian rupees (INR), which is company's functional currency. All amounts have been rounded off to nearest lacs unless otherwise indicated.

v) Operating Cycle

All assets and liabilities have been classified as current or non-current as per the Company's normal operating cycle and other criteria set out in Schedule III to the Companies Act, 2013 based on the nature of services rendered and time between the acquisition of asset for providing services and their realization in cash and cash equivalents.

2.2 Current versus non-current classification

The company presents assets and liabilities in the balance sheet based on current/ non-current classification.

An asset is treated as current when it satisfies any of the following criteria:

- Expected to be realized or intended to be sold or consumed within normal operating cycle.
- Held primarily for the purpose of trading.
- Expected to be realized within twelve months after the reporting date, or
- Cash or cash equivalent unless restricted from being exchanged or used to settle liability for at least twelve months after the reporting date.

A liability is treated as current when it satisfies any of the following criteria:

- Expected to be settled in the company's normal operating cycle;
- Held primarily for the purpose of trading;
- Due to be settled within twelve months after the reporting date; or
- The Company does not have an unconditional right to defer settlement of the liability for at least twelve months after the reporting date.
- Terms of a liability that could, at the option of the counterparty, result in its settlement by the issue of equity instruments does not affect its classification.

Current liabilities include the current portion of non-current financial liabilities. All other liabilities are classified as non-current.

The Company has ascertained its operating cycle as twelve months for the purpose of current and non-current classification of assets and liabilities.

2.3 Use of Estimates and management judgements

The preparation of financial statements in conformity with Indian Accounting Standards (Ind AS) requires management of the company to make judgements, estimates and assumptions that affect the reported amount of revenues, expenses, assets, liabilities and related disclosures concerning the items involved as well as contingent assets and liabilities at the balance sheet date.

The estimates and management's judgements are based on previous experience and other factors considered reasonable and prudent in the circumstances. Actual results may differ from these estimates.

Estimates and underlying assumptions are reviewed on an ongoing basis. Revisions to accounting estimates are recognized in the period in which the estimates are revised and in any future periods affected.

The areas involving critical judgements are as follows:

i) **Material uncertainty about going concern:**

In preparing financial statements, management has made an assessment of Company's ability to continue as a going concern. Financial statements are prepared on a going concern basis. The management is aware, in making its assessments, of material uncertainties related to events or conditions that may cast significant doubt upon the company's ability to continue as a going concern. Further details on going concern are disclosed in Note No. 4.

ii) **Fair value measurements of financial instruments:**

When the fair value of financial assets and liabilities recorded in the Balance sheet cannot be measured based on the quoted market price in the active markets, their fair value is measured using valuation technique. The input to these model is taken from the observable market wherever possible, but if this is not feasible, a review of judgements is required to establish fair values. Changes in assumptions related to these inputs could affect the fair value of financial instrument.

iii) **Employee benefit plans:**

Employee benefit obligations are measured on the basis of actuarial assumptions which include mortality and withdrawal rates as well as assumptions concerning future developments in discount rates, rate of salary increases and the inflation rate. The Company considers that the assumptions used to measure its obligations are appropriate and documented. However, any changes in these assumptions may have a material impact on the resulting calculations.

iv) **Recoverability of trade receivables:**

The Company has a stringent policy of ascertaining impairments, if any, as a result of detailed scrutiny of major cases and through determining expected credit losses. Despite best estimates and periodic credit appraisals of customers, the Company's receivables are exposed to delinquency risks due to material adverse changes in business, financial or economic conditions that are expected to cause a significant change to the party's ability to meet its obligations. All such parameters relating to impairment or potential impairment are reviewed at each reporting date

v) **Provision and contingencies:**

The assessments undertaken in recognizing provisions and contingencies have been made in accordance with Ind AS 37, 'Provisions, Contingent Liabilities and Contingent Assets'. The evaluation of the likelihood of the contingent events has required best judgements by management regarding the probability of exposure to potential loss. The timing of recognition and quantification of the liability requires the application of judgements to existing facts and circumstances, which can be subject to change.

vi) **Income Tax:**

The Company's tax jurisdiction is India. Significant judgements are involved in estimating budgeted profits for the purpose of paying advance tax, determining the provision for income taxes, including amount expected to be paid/recovered for uncertain tax positions.

Deferred tax assets are recognised for unused tax losses and unused tax credit to the extent that it is probable that taxable profit would be available against which the losses could be utilized. Significant management judgement is required to determine the amount of deferred tax assets that can be recognised, based upon the likely timing and the level of future taxable profits together with future tax planning strategies.

vii) **Useful life and residual value of plant, property equipment and intangible assets:**

The useful life and residual value of plant, property equipment and intangible assets are determined based on technical evaluation made by the management of the expected usage of the asset, the physical wear and tear and technical or commercial obsolescence of the asset. Due to the judgements involved in such estimations, the useful life and residual value are sensitive to the actual usage in future period.

2.4 Significant Accounting Policies

A. **Property, Plant & Equipment and Capital work in Progress**

• **Recognition and measurement**

Property, plant and equipment are tangible items that are held for use in the production or supply for goods and services, rental to others or for administrative purposes and are expected to be used for more than one period.

The cost of an item of property, plant and equipment is being recognized as an asset if and only if it is probable that future economic benefits associated with the item will flow to the Company and the cost of the item can be measured reliably.

Freehold lands are stated at cost. All other items of property, plant and equipment are stated at cost net of recoverable taxes less accumulated depreciation, and impairment loss, if any.

The cost of an asset includes the purchase cost of assets, including import duties and non-refundable taxes, and any directly attributable costs of bringing an asset to the location and condition of its intended use. Interest on borrowings used to finance the construction of qualifying assets are capitalized as part of the cost of the asset until such time that the asset is ready for its intended use.

Items of spare parts, stand-by equipments and servicing equipments which meet the definition of property, plant and equipment are capitalized. Other spare parts are carried as inventory and recognized in the statement of profit and loss on consumption. When parts of an item of Property, plant & equipments have different useful lives, they are accounted for as separate component.

When a significant part of property, plant and equipment are required to be replaced at intervals, the company derecognizes the replaced part and recognise the new part with its own associated life and it is depreciated accordingly. Likewise when a major repair is performed, its cost is recognised in the carrying amount of the plant and equipment as a replacement, if the recognition criteria are satisfied. All other repair and maintenance costs are recognized in the Statement of Profit and Loss as incurred.

The present value of the expected cost of decommissioning of an asset after its use, if any, is included in the cost of the respective asset if the recognition criteria of provisions are met.

The cost and related accumulated depreciation are eliminated from the financial statement upon sale or retirement of the asset and resultant gains or losses are recognized in the Statement of Profit and Loss.

Assets identified and technically evaluated as obsolete are retired from active use and held for disposal are stated at lower of its carrying amount and fair value less cost to sell.

Capital work-in-progress, representing expenditure incurred in respect of assets under development and not ready for their intended use, are carried at cost. Cost includes related acquisition expenses, construction cost, related borrowing cost and other direct expenditure.

- **Subsequent Expenditure.**

Subsequent expenditure is capitalized only if it is probable that the future economic benefits associated with the expenditure will flow to the Company.

B. Intangible Assets

Intangible assets are recognized when it is probable that the future benefits that are attributable to the assets will flow to the Company and the cost of the assets can be measured reliably.

Intangible assets acquired separately are measured on initial recognition at cost. Following initial recognition, intangible assets are carried at cost less accumulated amortization and accumulated impairment losses, if any.

Internally generated intangible assets, excluding capitalized development costs, are not capitalized and expenditure is reflected in the statement of profit and loss for the year in which the expenditure is incurred.

An intangible asset is derecognized on disposal, or when no future economic benefits are expected from its use. Gains or losses arising from derecognition of an intangible asset, measured as the difference between the net disposal proceeds and the carrying amount of the asset is recognized in profit or loss when the asset is derecognized.

C. Depreciation and Amortization

The classification of plant and machinery into continuous and non-continuous process is done as per their use and depreciation thereon is provided accordingly. Depreciation commences when the assets are available for their intended use. The depreciation is provided by applying the following method at the useful lives specified in schedule II to the Companies Act, 2013:

All Depreciable PPE except Vehicles	-	Straight line method
Vehicles	-	Written down value method

PPE costing up to ₹ 5,000 are fully depreciated in the year of purchase. Freehold land is not depreciated.

Intangible assets are amortized on a straight-line basis over the estimated useful economic life of the assets. The Company uses a rebuttable presumption that the useful life of intangible assets is ten years from the date when the assets is available for use.

Right-of-use assets are depreciated on straight line method (SLM) over the period of life of right of use assets or lease terms whichever expire earlier except in case of right of use assets, the ownership of which is proposed to be transferred to the company or the cost of such assets reflects that the company will exercise a purchase option, the same is depreciated on straight line method (SLM) over the useful life of the assets.

"The estimated useful lives, residual values and depreciation method are reviewed at the end of each financial year and are given effect to wherever appropriate."

D. Leases

Ind AS 116 requires lessees to determine the lease term as the non-cancellable period of a lease adjusted with any option to extend or terminate the lease, if the use of such option is reasonably certain. The Company makes an assessment on the expected lease term on a lease-by-lease basis and thereby assesses whether it is reasonably certain that any options to extend or terminate the contract will be exercised. In evaluating the lease term, the Company considers factors such as any significant leasehold improvements undertaken over the lease term, costs relating to the termination of the lease and the importance of the underlying asset to Company's operations taking into account the location of the underlying asset and the availability of suitable alternatives. The lease term in future periods is reassessed to ensure that the lease term reflects the current economic circumstances.

- **The Company as a lessee**

"The Company's lease asset class primarily consist of leases for buildings. The Company assesses whether a contract contains a lease, at inception of a contract. A contract is, or contains, a lease if the contract conveys the right to control the use of an identified asset for a period of time in exchange for consideration. To assess whether a contract conveys the right to control the use of an identified asset, the company assesses whether: "

- > The contract involves the use of an identified asset.
- > The Company has substantialized all of the economic benefits from use of the asset through the period of the lease and;
- > The Company has the right to direct the use of the asset.

At the date of commencement of the lease, the Company recognizes a right-of-use asset ("ROU") and a corresponding lease liability for all lease arrangements in which it is a lessee, except for leases with a term of twelve months or less (short-term leases) and low value leases. For these short-term and low value leases, the company recognizes the lease payments as an operating expense on a straight-line basis over the term of the lease.

Certain lease arrangements include the options to extend or terminate the lease before the end of the lease term. ROU assets and lease liabilities includes these options when it is reasonably certain that they will be exercised.

The right-of-use assets are initially recognized at cost, which comprises the initial amount of the lease liability adjusted for any lease payments made at or prior to the commencement date of the lease plus any initial direct costs less any lease incentives. They are subsequently

measured at cost less accumulated depreciation and impairment losses, if any.

Right-of-use assets are depreciated from the commencement date on a straight-line basis over the shorter of the lease term and useful life of the underlying asset.

Right-of-use assets is evaluated for recoverability whenever events or changes in circumstances indicate that their carrying amounts may not be recoverable. For the purpose of impairment testing, the recoverable amount (i.e. the higher of the fair value less cost to sell and the value-in-use) is determined on an individual asset basis unless the asset does not generate cash flows that are largely independent of those from other assets. In such cases, the recoverable amount is determined for the Cash Generating Unit (CGU) to which the asset belongs.

The lease liability is initially measured at amortized cost at the present value of the future lease payments. The lease payments are discounted using the interest rate implicit in the lease or, if not readily determinable, using the incremental borrowing rates in the country of domicile of these leases. Lease liabilities are re-measured with a corresponding adjustment to the related right-of-use asset if the Company changes its assessment of whether it will exercise an extension or a termination option.

Lease liability and ROU asset have been separately presented in the Balance Sheet and lease payments have been classified as financing cash flows.

- **As a lessor**

Leases for which the company is a lessor, is classified as finance lease or operating lease. Whenever the terms of the lease transfer substantially all the risks and rewards of ownership to the lessee, the contract is classified as finance lease. All other leases are classified as operating lease. When the Company is an intermediate lessor, it accounts for its interests in the head lease and the sub-lease separately. The sub-lease is classified as finance lease or operating lease with reference to right-of-use asset arising from the head lease.

For operating leases, rental income is recognized on a straight line basis over the term of such lease.

E. Government Grant

Grants from the government are recognized at their fair value where there is reasonable assurance that the grant will be received, and the Company will comply with all attached conditions.

Governments Grants relating to the purchase, construction or otherwise acquired non-current assets, are recognized as deferred income in the balance sheet and are credited to profit or loss on a systematic and rational basis over the expected lives of the related assets and presented in other income.

Government Grants that are receivable as compensation for expenses or losses already incurred or for the purpose of giving immediate financial support to the company with no future related costs are recognized in statement of profit or loss in the period in which they become receivable.

F. Borrowing

Long term borrowing are initially recognised at net of material transaction costs incurred and measured at amortised cost. Any difference between the proceeds (net of transaction costs) and the redemption amount is recognised in the statement of Profit and Loss over the period of the borrowing using the effective interest method.

G. Borrowing Cost

Borrowing costs directly attributable to the acquisition, construction or production of a qualifying asset are capitalized during the period of time that is required to complete and prepare the asset for its intended use or sale. Qualifying assets are assets that necessarily take a substantial period of time to get ready for their intended use or sale. Borrowing costs consist of interest and other costs that the Company incurs in connection with the borrowing of funds. Borrowing costs also include exchange differences to the extent regarded as an adjustment to the borrowing costs. Other borrowing costs are expensed in the period in which they are incurred.

H. Employee benefit plans:

Expenses and liabilities in respect of employee benefits are recorded in accordance with Indian Accounting Standard (Ind AS)-19 - 'Employee Benefits'.

- **Short-term employee benefits**

Short-term employee benefit obligations are measured on an undiscounted basis and are expense off as the related service is provided. A liability is recognized for the amount expected to be paid e.g., under short-term cash bonus, if the Company has a present legal or constructive obligation to pay this amount as a result of past service provided by the employee, and the amount of obligation can be estimated reliably.

- **Defined contribution plans**

A defined contribution plan is a post-employment benefit plan under which an entity pays fixed contributions into a separate entity and will have no legal or constructive obligation to pay further amounts. The Company makes specified monthly contributions towards Government administered provident fund scheme. Obligations for contributions to defined contribution plans are recognized as an employee benefit expense in statement of profit or loss in the periods during which the related services are rendered by employees. Prepaid contributions are recognized as an asset to the extent that a cash refund or a reduction in future payments is available.

Retirement benefit in the form of superannuation fund is a defined contribution scheme. The Company has established a Superannuation Fund Trust to which contributions are made quarterly. The Company recognizes contribution payable to the superannuation fund scheme as expenditure, when an employee renders the related service. The Company has no other obligations beyond its quarterly contributions.

- **Defined benefit plans**

A defined benefit plan is a post-employment benefit plan other than a defined contribution plan. The company net obligation in respect of defined benefit plans is calculated separately for each plan by estimating the amount of future benefit that employees have earned in the current and prior periods, discounting that amount and deducting the fair value of any plan assets.

The calculation of defined benefit obligation is performed annually by a qualified actuary using the projected unit credit method. When the calculation results in a potential asset for the company, the recognized asset is limited to the present value of economic benefits available in the form of any future refunds from the plan or reductions in future contributions to the plan ('the asset ceiling'). In order to calculate the present value of economic benefits, consideration is given to any minimum funding requirements.

Re-measurements of the net defined benefit liability, which comprise actuarial gains and losses, the return on plan assets (excluding interest) and the effect of the asset ceiling (if any, excluding interest), are recognized as other comprehensive income. The company

determines the net interest expense (income) on the net defined benefit liability (asset) for the period by applying the discount rate used to measure the defined benefit obligation at the beginning of the annual period to the then-net defined benefit liability (asset), taking into account any changes in the net defined benefit liability (asset) during the period as a result of contributions and benefit payments. Net interest expense and other expenses related to defined benefit plans are recognized in profit or loss.

When the benefits of a plan are changed or when a plan is curtailed, the resulting change in benefit that relates to past service ('past service cost' or 'past service gain') or the gain or loss on curtailment is recognized immediately in statement of profit or loss. The company recognizes gains and losses on the settlement of a defined benefit plan when the settlement occurs

- **"Other long-term employee benefits"**

The Company's net obligation in respect of long-term employee benefits other than post-employment benefits is the amount of future benefit that employees have earned in return for their service in the current and prior periods; that benefit is discounted to determine its present value, and the fair value of any related assets is deducted. The obligation is measured on the basis of an annual independent actuarial valuation using the projected unit credit method. Re-measurements gain or losses are recognized in statement of profit or loss in the period in which they arise.

- **Voluntary Retirement Scheme**

Expenditure on voluntary retirement scheme is charged to the Statement of Profit and Loss in the year in which it is incurred.

I. Inventories

Inventories, except By-products are valued at the lower of cost and net realizable value. By-products are valued at estimated net realizable value. The bases of determining cost for different categories of inventory are as follows:

Stores and spare parts	-	Monthly weighted average
Raw materials	-	First in first out (FIFO)
Process stocks/finished goods	-	Material cost plus appropriate share of labour and manufacturing overheads
Stock in trade	-	First in first out (FIFO)

J. Financial Instruments

i) Financial Asset

Classification

The company classifies financial assets as subsequently measured at amortized cost, fair value through other comprehensive income or fair value through profit or loss on the basis of its business model for managing the financial assets and contractual cash flow characteristics of the financial asset.

Initial Recognition and Measurement

All financial assets are recognised initially at fair value, in the case of financial assets not recorded at fair value through profit or loss, transaction costs that are attributable to the acquisition of the financial asset.

The financial assets include equity and debt securities, trade and other receivables, loans and advances, cash and bank balances and derivative financial instruments.

Subsequent Measurement

For the purpose of subsequent measurement, financial assets are classified in the following categories:

- At amortized cost,
- At fair value through other comprehensive income (FVTOCI).
- At fair value through profit or loss (FVTPL).

Debt instrument at amortized cost

A "Debt instrument" is measured at the amortized cost if both the following condition are met:

- The assets are held within a business model whose objective is to hold assets for collecting contractual cash flow (business model test), and
- Contractual terms of the assets give rise on specified dates to cash flows that are solely payments of principle and interest on the principle amount outstanding (contractual cash flow characteristics).

After initial measurement, such financial assets are subsequently measured at amortized cost using the effective interest rate (EIR) method. Amortized cost is calculated by taking into account any discount, premium, fee or costs that are an integral part of an EIR. The EIR amortization is included in finance income in the statement of profit and loss. The losses arising from impairment are recognized in the statement of profit and loss.

Debt instrument at fair value through profit or loss

Debt instruments included within the fair value through profit or loss (FVTPL) category are measured at fair value with all changes recognized in the statement of profit and loss.

Debt instruments at fair value through other comprehensive income

A financial asset should be measured at FVTOCI if both the following conditions are met:

- The asset is held within a business model in which asset are managed both in order to collect contractual cash flows and for sale, and
- Contractual terms of the assets give rise on specified dates to cash flows that are solely payments of principle and interest on the principle amount outstanding.

After initial measurement (at fair value minus transaction cost), such financial assets are measured at fair value with changes in fair value recognized in Other comprehensive income except for:

- Interest calculated using EIR
- Foreign exchange gain and losses, and
- Impairment losses and gains

Equity investments

"All equity investments in the scope of Ind AS 109 are measured at fair value except in case of investment in subsidiaries, Joint ventures and associates which are carried at cost/deemed cost and reviewed for impairment at each balance sheet date. Deemed cost is the carrying amount under the previous GAAP as at the transition date i.e. April 01, 2016. Equity instruments included within the FVTPL category, if any, are measured at fair value with all changes recognized in statement of profit or loss. The Company may make an irrevocable election to present in OCI subsequent changes in the fair value. The Company makes such election on an instrument-by-instrument basis. The classification is made on initial recognition and is irrevocable. When the fair value has been determined based on level 3 inputs, the difference between the fair value at initial recognition and the transaction price, if loss, is recognized through retained earnings and after initial recognition subsequent changes in fair value of equity instruments is recognised as gain or loss to the extent it arises from change in input to valuation technique. If the Company decides to classify an equity instrument at FVTOCI, then all fair value changes on the instrument, excluding dividends, are recognized in OCI. There is no recycling of the amounts from OCI to profit or loss, even on sale of investment. However, the Company may transfer the cumulative gain or loss within equity. "

De-recognition

A financial asset (or, where applicable, a part of a financial asset) is primarily derecognized when:

- The right to receive cash flows from the assets have expired or
- The company has transferred substantially all the risks and rewards of the assets, or
- The company has neither transferred nor retained substantially all the risks and rewards of the assets, but has transferred control of the assets.

ii) Financial liabilities

Classification

Debt and equity instruments issued by the company are classified as either financial liabilities or as equity in accordance with the substance of the contractual agreements and the definitions of financial liability and equity instrument.

Initial recognition and measurement

The company recognizes financial liability when it becomes a party to the contractual provision of the instrument. All financial liabilities are recognized initially at fair value, for financial liability not subsequently measured at FVTPL, at transaction costs that are directly attributable to the issue of financial liability.

Subsequent Measurement

All financial liabilities are subsequently measured at amortised cost using the effective interest method or at FVTPL.

Financial liability at amortized cost

After initial recognition, interest-bearing loans and borrowings are subsequently measured at amortized cost using the Effective Interest Rate (EIR) method. Gain and losses are recognized in statement of profit and loss when the liabilities are derecognized.

Amortization cost is calculated by taking into account any discount or premium on acquisition and transaction cost. These amortization is included as finance cost in the statement of profit and loss.

This category generally applies to loans & borrowings.

Financial liability at FVTPL

Financial liabilities are classified at FVTPL when the financial liability is either contingent consideration recognized by the company as an acquirer in a business combination to which Ind AS 103 applies or is held for trading or it is designed as at FVTPL.

Financial liabilities at FVTPL are stated at fair value, with any gain or loss arises on re-measurement recognized in profit or loss. The net gain or loss recognized in profit or loss incorporates any interest paid on the financial liability.

Equity Instrument

An equity instrument is any contract that evidences a residual interest in the assets of an entity after deducting all of its liabilities. Equity instruments issued by the company are recognized at the proceeds received, net of direct issue cost.

Repurchase of the company's own equity instruments is recognized and deducted directly in equity. No gain or loss is recognized in profit or loss on the purchase, sale, issue, or cancellation of the company's own equity instruments.

De-recognition

A financial liability is derecognized when the obligation under the liability is discharged or cancelled or expired. When an existing financial liability is replaced by another from the same lender on substantially different terms, or the terms of an existing liability are substantially modified, such an exchange or modification is treated as the de-recognition of the original liability and the recognition of a new liability. The difference in the respective carrying amount recognized in the Statement of Profit and Loss.

iii) Offsetting of financial instrument

Financial assets and financial liabilities are offset and the net amount is reported in the balance sheet if there is a currently enforceable legal right to offset the recognized amounts and there is an intention to settle on a net basis, to realize the assets and settle the liabilities simultaneously.

K. Cash and Cash Equivalents

Cash and cash equivalents include cash on hand, cheques on hand, deposits held at call with banks, balance with banks on current account and short term, highly liquid investments with an original maturity of three months or less that are readily convertible to cash and which are subject to an insignificant risk of changes in value.

For the purpose of statement of cash flow, cash and cash equivalents consist of cash and short term deposits, net of outstanding bank overdraft as they being considered as integral part of the company's cash management.

L. Revenue recognition

Revenue is recognized to the extent that it is probable that the economic benefits will flow to the Company and the revenue can be reliably measured.

Sale of Goods

The Company derives revenue primarily from, sale of sugar and other by-products produced from processing of sugar cane, and sale of chemical, liquor etc. Revenue from sale of goods is recognized upon transfer of control of promised products or services to customers in an amount that reflects the consideration, the company expect to receive in exchange of those products or services. Revenue is inclusive of excise duty and excluding estimated discount and pricing incentives, rebates, other similar allowances to the customers and also excluding value added taxes, goods and other taxes and amounts collected on behalf of third parties or government, if any.

Interest Income

Interest income from a financial asset is recognized when it is probable that the economic benefit will flow to the Company and the amount of income can be measured reliably. Interest income is accrued on a time basis, by reference to the principal outstanding and at the effective interest rate applicable, which is the rate that exactly discounts estimated future cash receipts through the expected life of the financial asset to that asset's net carrying amount on initial recognition.

Dividend Income

Dividend income is recognized when the Company's right to receive the dividend is established, it is probable that the economic benefits associated with the dividend will flow to the entity and the amount of the dividend can be measured reliably i.e. in case of interim dividend, on the date of declaration by the Board of Directors; whereas in case of final dividend, on the date of approval by the shareholders.

Export Incentives

Export incentives are accounted for in the year of exports based on eligibility and when there is no significant uncertainty in receiving the same.

Insurance Claims

Insurance claim are accounted for on the basis of claims admitted / expected to be admitted and to the extent that the amount recoverable can be measured reliably and it is reasonable to expect ultimate collection.

M. Expenses

All expenses are accounted for on accrual basis.

N. Foreign currency translations

Standalone financial statements have been presented in Indian Rupees (INR), which is Company's functional and presentation currency.

Initial Recognition

Transactions in foreign currencies are initially recorded at the functional currency spot rate prevailing at the date the transaction first qualifies for recognition.

Transactions and balances

Monetary assets and liabilities related to foreign currency transactions outstanding at the balance sheet date are translated at the functional currency spot rate of exchange prevailing at the balance sheet date. Any income or expense arising on account of foreign exchange difference either on settlement or on translation is recognized in the Statement of Profit and Loss.

O. Taxes

Income tax

Income tax comprises current and deferred tax. It is recognized in profit or loss except to the extent that it relates to a business combination or to an item recognized directly in equity or in other comprehensive income.

Current tax

Current tax comprises the expected tax payable or receivable on the taxable income or loss for the year and any adjustment to the tax payable or receivable in respect of previous years. The amount of current tax reflects the best estimate of the tax amount expected to be paid or received after considering the uncertainty, if any, related to income taxes. It is measured using tax rates (and tax laws) enacted or substantively enacted by the reporting date.

Current tax assets and current tax liabilities are offset only if there is a legally enforceable right to set off the recognized amounts, and it is intended to realize the asset and settle the liability on net basis or simultaneously.

Deferred tax

Deferred tax is recognized in respect of temporary differences between the carrying amounts of assets and liabilities for financial reporting purposes and the corresponding amounts used for taxation purposes. Deferred tax is also recognized in respect of carried forward tax losses and tax credits. Deferred tax is not recognized for:

- Temporary differences arising on the initial recognition of assets or liabilities in a transaction that is not a business combination and that affects neither accounting nor taxable profit or loss at the time of the transaction;
- Temporary differences related to investments in subsidiaries, associates and joint arrangements to the extent that the company is able to control the timing of the reversal of the temporary differences and it is probable that they will not reverse in the foreseeable future; and
- Taxable temporary differences arising on the initial recognition of goodwill.

Deferred tax assets are recognized to the extent that it is probable that future taxable profits will be available against which they can be used. In case of a history of continuous losses, the company recognizes a deferred tax asset only to the extent that it has sufficient taxable temporary differences or there is convincing other evidence that sufficient taxable profit will be available against which such deferred tax asset can be realized. Deferred tax assets – unrecognized or recognized, are reviewed at each reporting date and are recognized/reduced to the extent that it is probable/ no longer probable respectively that the related tax benefit will be realized.

Deferred tax is measured at the tax rates that are expected to apply to the period when the asset is realized, or the liability is settled, based on the laws that have been enacted or substantively enacted by the reporting date. The measurement of deferred tax reflects the tax consequences that would follow from the manner in which the company expects, at the reporting date, to recover or settle the carrying amount of its assets and liabilities.

Deferred tax assets and liabilities are offset if there is a legally enforceable right to offset current tax liabilities and assets, and they relate to

income taxes levied by the same tax authority on the same taxable entity, or on different tax entities, but they intend to settle current tax liabilities and assets on a net basis or their tax assets and liabilities will be realized simultaneously.

P. Impairment

• Non-financial assets

Goodwill and Intangible assets that have an indefinite useful life are not subject to amortization but are tested annually for impairment.

Other intangible assets and property, plant and equipment are evaluated for recoverability whenever events or changes in circumstances indicate that their carrying amounts may not be recoverable. For the purpose of impairment testing, the recoverable amount (i.e. the higher of the fair value less cost to sell and the value-in-use) is determined on an individual asset basis unless the asset does not generate cash flows that are largely independent of those from other assets. In such cases, the recoverable amount is determined for the Cash Generating Unit (CGU) to which the asset belongs.

The carrying amount of assets is reviewed at each balance sheet date, if there is any indication of impairment based on internal/external factor. An asset is impaired when the carrying amount of the assets exceeds the recoverable amount. If the recoverable amount of an asset or CGU is estimated to be less than its carrying amount, the carrying amount of the asset (or CGU) is reduced to its recoverable amount. An impairment loss is recognized in the statement of profit or loss in the year in which an asset is identified as impaired.

An impairment loss is reversed in the statement of profit and loss if there has been a change in the estimates used to determine the recoverable amount. The carrying amount of the asset is increased to its revised recoverable amount, provided that this amount does not exceed the carrying amount that would have been determined (net of any accumulated amortization or depreciation) had no impairment loss been recognized for the asset in prior years.

• Financial assets

The company applies 'simplified approach' measurement and recognition of impairment loss on the following financial assets and credit risk exposure:

- Financial assets that are debt instrument and are measured at amortized cost e.g. loans, debt securities, deposits, and bank balance.
- Trade receivables:

The application of simplified approach does not require the company to track changes in credit risk. Rather, it recognizes impairment loss allowance based on life time expected credit loss at each reporting date, right from its initial recognition.

Q. Earnings per share

Basic earnings per share are calculated by dividing the profit/loss for the year (before other comprehensive income), attributable to the equity shareholders, by the weighted average number of equity shares outstanding during the year.

Diluted earnings per share are calculated by dividing the profit/(loss) for the year (before other comprehensive income), adjusting the after tax effect of interest and other financing costs associated with dilutive potential equity shares, attributable to the equity shareholders, by the weighted average number of equity shares considered for deriving basic earnings per share and also the weighted average number of equity shares which could be issued on the conversion of all dilutive potential equity shares.

R. Provisions

Provisions are recognized when the Company has a present obligation (legal or constructive) as a result of a past event, it is probable that an outflow of resources embodying economic benefits will be required to settle the obligation and a reliable estimate can be made of the amount of the obligation. The expense relating to a provision is presented in the statement of profit or loss net of any reimbursement. Provisions are not recognized for future operating losses

If the effect of the time value of money is material, provisions are discounted using a current pre-tax rate that reflects, when appropriate, the risks specific to the liability. When discounting is used, the increase in the provision due to the passage of time is recognized as a finance cost.

Contingent liabilities are possible obligations that arise from past events and whose existence will only be confirmed by the occurrence or non-occurrence of one or more future events not wholly within the control of the Company. Where it is not probable that an outflow of economic benefits will be required, or the amount cannot be estimated reliably, the obligation is disclosed as a contingent liability, unless the probability of outflow of economic benefits is remote.

A contingent asset is not recognized but disclosed, when possible asset that arises from past events and whose existence will be confirmed only by the occurrence or non-occurrence of one or more uncertain future events not wholly within the control of the entity.

Provisions, contingent liabilities and contingent assets are reviewed at each balance sheet date.

S. Operating Segments

The Company's operating segments are established on the basis of those components of the Company that are evaluated regularly by the Board of Directors (the 'Chief Operating Decision Maker' as defined in Ind AS 108 - 'Operating Segments'), in deciding how to allocate resources and in assessing performance. These have been identified taking into account nature of products and services, the different risks and returns and the internal business reporting systems.

Revenue and Expenses have been identified to a segment on the basis of relationship to operating activities of the segment. Revenue and Expenses which relate to enterprise as a whole and are not allocable to a segment on reasonable basis have been disclosed as "Unallocable".

Segment Assets and Segment Liabilities represent Assets and Liabilities in respective segments. Assets and Liabilities that cannot be allocated to a segment on reasonable basis have been disclosed as "Unallocable".

T. Cash Flow Statement

"Cash flows are stated using the indirect method, whereby profit/loss before tax is adjusted for the effects of transactions of a non-cash nature, any deferrals or accruals of past or future operating cash receipts or payments and items of incomes and expenses associated with investing or financing flows. The cash flows from operating, investing and financing activities of the Company are segregated."

3.01 Property, plant and equipment

Particulars	Land Free Hold	Building	Railway Siding	Plant & Machinery	Furniture & Fixtures	Vehicles	Other Equipments	Total
Gross block								
Gross carrying amount as at April 01, 2021	85,108.31	13,919.67	0.50	50,237.13	232.47	161.36	799.23	150,458.67
Addition during the year	-	15.73	-	657.27	2.71	6.19	36.31	718.21
Less:- Disposals/ Deductions during the year	-	-	-	28.51	0.06	13.57	1.71	43.85
Gross carrying amount as at March 31, 2022	85,108.31	13,935.40	0.50	50,865.89	235.12	153.98	833.83	151,133.03
Depreciation								
as at April 01, 2021	-	5,386.36	0.50	20,264.30	180.39	136.48	632.47	26,600.50
Depreciation for the year	-	412.45	-	2,721.97	10.03	3.75	67.84	3,216.04
Less:- Disposals/ Deductions during the year	-	-	-	25.95	0.06	3.45	1.65	31.11
Accumulated depreciation as at March 31, 2022	-	5,798.81	0.50	22,960.32	190.36	136.78	698.66	29,785.43
Net carrying amount as at March 31, 2022	85,108.31	8,136.59	-	27,905.57	44.76	17.20	135.17	121,347.60
Gross block								
Gross carrying amount as at April 01, 2022	85,108.31	13,935.40	0.50	50,865.89	235.12	153.98	833.83	151,133.03
Addition during the year	-	48.28	-	842.87	4.19	52.09	25.30	972.73
Less :- Disposals/ Deductions during the year	-	-	-	74.22	0.85	52.67	1.72	129.46
Gross carrying amount as at March 31,2023	85,108.31	13,983.68	0.50	51,634.54	238.46	153.40	857.41	151,976.30
Depreciation								
Accumulated depreciation /amortisation as at April 01, 2022	-	5,798.81	0.50	22,960.32	190.36	136.78	698.66	29,785.43
Depreciation for the year	-	414.75	-	2,718.40	9.99	4.28	33.96	3,181.38
Less :- Disposals/ Deductions during the year	-	-	-	27.83	0.85	51.02	1.71	81.41
Accumulated depreciation as at March 31,2023	-	6,213.56	0.50	25,650.89	199.50	90.04	730.91	32,885.40
Net carrying amount as at March 31,2023	85,108.31	7,770.12	-	25,983.65	38.96	63.36	126.50	119,090.90

Notes:

- i). The Company has availed loan from banks and other entities against securities of aforesaid assets. The details of charge created and security terms against borrowings are stated at Note No.9
- ii). Refer note no.5(i) for the information on contractual commitments for acquisition of property, plant and equipments

3.01 a) Title deeds of immovable property not held in name of Simbhaoli Sugars Limited

As at March 31, 2022 & 2023

Relevant line item in the Balance Sheet	Description of the property	Gross carrying amount (Rs in Lacs)	Title deed held in the name of	Whether title deed holder is promoter, director or relative of promoter/ director or employee of promoter/ director	Property held	Reason for not being held in the name of the company
Property, plant and equipment	Land at SimBhaoli Sugars limited -Brijnathpur (U.P)	42.30	Mr. Yaswant Lal	No.	01/04/2015	The land had been acquired under the scheme of Amalgamation and were not registered in the name of Erstwhile amalgamated Company. The Company had taken steps to get the land registered in its name and already filed petition before Assistant Collector, which has not been adjudicated till date.
		12.47	Mr. Mohd.Yameen	No.	01/04/2015	The land had been acquired under the scheme of Amalgamation and were not registered in the name of Erstwhile amalgamated Company. It could not be transferred in the name of the company because transferor has expired. The Company had been in negotiations with the legal heirs of the transferor and in process of completing the legal formalities for getting the Land registered in its name.

Notes:

1. Land parcels of 367.58 acre is registered in the name of the Company.
2. Land admeasuring 6.843 acre is in the process of registration in the name of the Company.
3. During the year 1938, Company has acuried land on lease hold admeasuring 28 bigha and 2 biswa (approx. 17 acres) situated at Buxer and Bhoapur Mastan nagar Simbhaoli vide agreement dated 26.07.1938 and registered in the name of Company. In year 1996, State Government initiated the proceeding under Uttar Pradesh Zamindari Abolition and Land Reforms Act, 1950 against the Comany and cancel the lease deed. The Company had filed the writ petition against the impugned order before Hon'ble High Court, on which and interim Stay was granted and matter is sub-judice.

3.02 Capital work-in-progress

(₹ in lacs)

Particulars	Capital Work Progress
Opening Balance	
As at April 01, 2021	62.24
Addition during the year	396.25
Less:- Capitalised during the year	62.24
Closing Balance as at March 31, 2022	396.25
Opening Balance	
As at April 01, 2022	396.25
Addition during the year	185.35
Less:- Capitalised during the year	329.68
Closing Balance as at March 31, 2023	251.92

3.02 (a) Capital Work-in-progress aging schedule

(₹ in lacs)

Particulars	Amount in CWIP for a period of				Total
	Less than 1 year	1-2 year	2-3 year	More than 3 year	
CWIP ageing Schedule as at March March 31 ,2022					
Project in Process	396.25	-	-	-	396.25
Project temporarily suspended	-	-	-	-	-
CWIP ageing Schedule as at March March 31 ,2023					
Project in Process	99.20	66.57	-	-	165.77
Project temporarily suspended	86.15	-	-	-	86.15

3.02 (b) There is no project in progress as at March 31, 2023 and March 31, 2022 whose completion is overdue nor the cost of any project has exceeded the amount compared to its original plan.

3.03 Other Intangible Assets

(₹ in lacs)

Particulars	Software
Gross block	
Gross carrying amount as at April 01, 2021	87.11
Addition during the year	1.07
Less:- Disposals/ Deductions during the year	0.60
Gross carrying amount as at March 31, 2022	87.58
Amortisation	
as at April 01, 2021	38.73
Amortisation for the year	12.47
Less:- Disposals/ Deductions during the year	0.57
Accumulated amortisation as at March 31, 2022	50.63
Net carrying amount as at March 31, 2022	36.95
Gross block	
Gross carrying amount as at April 01, 2022	87.58
Addition during the year	-
Less :- Disposals/ Deductions during the year	-
Gross carrying amount as at March 31, 2023	87.58

3.03 Other Intangible Assets

(₹ in lacs)

Particulars	Software
Amortisation	
as at April 01, 2022	50.63
Amortisation for the year	12.54
Less:- Disposals/ Deductions during the year	-
Accumulated depreciation as at March 31,2023	63.17
Net carrying amount as at March 31,2023	24.41

NON CURRENT ASSETS
FINANCIAL ASSETS
3.04 INVESTMENTS

Particulars	As at March 31 2023 (₹ In lacs)	As at March 31 2022 (₹ In lacs)
Investment in Government securities (at cost)		
Unquoted		
6-Years Post Office National Savings Certificate (Deposited with government authorities)	5.62	4.62
Investment in Equity instruments		
- Subsidiaries (at deemed cost) @		
Unquoted		
2,00,800 (Previous year 2,00,800) equity shares of ₹10 each fully paid up of Integrated Casetech Consultants Private Limited	383.73	383.73
55,38,744 (Previous year 55,38,744) equity shares of ₹10 each fully paid up of Simbhaoli Power Private Limited #	5,493.59	5,493.59
19,000 (Previous year 19,000) equity shares of ₹ 10 each of Simbhaoli Specialty Sugar Private Limited	190.00	190.00
- Others (at deemed cost)		
One share of ₹ 20 fully paid up in Simbhaoli Co-operative Cane Development Union Limited (*₹ 20)	*	*
Investment in Debentures		
- Subsidiary (at amortised cost)		
Unquoted		
48,92,941 (Previous year 48,92,941) compulsorily convertible debentures of ₹ 100 each of Simbhaoli Power Private Limited	4,892.94	4,947.85
Other Investment		
- Subsidiary (at cost)		
Business transfer agreement consideration receivable	45.00	45.00
	11,010.88	11,064.79
Aggregate amount of		
- Quoted investment	-	-
[Market value ₹ Nil (Previous Nil)]		
- Unquoted investment	11,010.88	11,064.79
Summary:		
- Aggregate investments carried at deemed cost / cost	6,117.94	6,116.94
- Aggregate investments carried at amortised cost	4,892.94	4,947.85
Total carrying amount of pledged investments	1,913.93	1,913.93

19,29,655 (Previous year 19,29,655) equity shares of the Company were pledge in favor of bankers of Simbhaoli Power Private Limited(SPPL).SPPL has repaid the entire dues of the bankers but not released the shares held as security.

@ Refer Note No. 1- for extent of holding / voting power.

3.05 OTHER FINANCIAL ASSETS (carried at amortised cost)

Particulars	As at March 31 2023 (₹ In lacs)	As at March 31 2022 (₹ In lacs)
(Unsecured and considered good unless otherwise stated)		
Fixed deposits with banks (Earmarked)	108.05	161.39
Interest accrued on fixed deposits	7.72	9.96
Security deposits	13.27	11.27
Retention money #	-	1,100.00
	129.04	1,282.62

Includes

	Amount outstanding as at		Maximum amount outstanding during	
	March 31 2023	March 31 2022	March 31 2023	March 31 2022
Name of Subsidiaries				
Simbhaoli Power Private Limited	-	1,100.00	-	1,100.00

3.06 NON CURRENT TAX ASSETS

	As at March 31 2023 (₹ In lacs)	As at March 31 2022 (₹ In lacs)
(Unsecured and considered good unless otherwise stated)		
Prepaid tax	950.35	368.51
	950.35	368.51

3.07 OTHER NON-CURRENT ASSETS

	As at March 31 2023 (₹ In lacs)	As at March 31 2022 (₹ In lacs)
(Unsecured and considered good unless otherwise stated)		
Capital advances	5.94	5.94
Security deposit	56.25	91.87
Other advances *	324.69	315.74
	386.88	413.55

* Includes amount deposited with Government authorities under protest.

CURRENT ASSETS
3.08 INVENTORIES

	As at March 31 2023 (₹ In lacs)	As at March 31 2022 (₹ In lacs)
(At lower of cost and net realisable value)		
Raw materials	383.04	262.38
Work-in-progress	975.54	1,776.98
Finished goods #	41,423.03	42,284.42
Stock-in-trade	145.93	18.74
Stores and spares	2,145.87	2,155.14
Loose Tools	9.46	8.25
	45,082.87	46,505.91

Note.

# includes Goods in Transit	17.95	34.27
Carrying amount of inventories pledged as security for borrowing	45,082.87	46,505.91
Amount of write down of inventories below cost recognized as expenses	108.53	41.21

FINANCIAL ASSETS
3.09 TRADE AND OTHER RECEIVABLES (carried at amortised cost)

	As at March 31 2023 (₹ In lacs)	As at March 31 2022 (₹ In lacs)
Trade receivables-Considered good Secured	-	-
Trade receivables-Considered good Unsecured *	3,180.39	3,711.46
Trade receivables which have significant increase in credit risk	-	-
Trade receivables credit impaired	1,133.80	1,136.64
Sub-total	4,314.19	4,848.10
Less: Allowance for expected credit loss !	1,292.24	1,341.70
	3,021.95	3,506.40

* Includes

	Amount outstanding as at		Maximum amount outstanding during	
	March 31 2023	March 31 2022	March 31 2023	March 31 2022
*Name of Subsidiaries				
Simbhaoli Global Commodities DMCC	-	-	-	122.41
Simbhaoli Power Private Limited	125.00	197.68	664.78	472.04
! Allowances for expected credit loss				
Simbhaoli Global Commodities DMCC	-	-	-	122.41
Simbhaoli Power Private Limited	125.00	125.00	125.00	125.00

3.09 (a) Trade Receivables ageing schedule
Trade Receivables ageing schedule as at March 31, 2023

Particulars	Outstanding for the following periods from due date of payments					Total
	Less than 6 Months	6 Months -1 Year	1-2 Year	2-3 Year	More than 3 years	
Undisputed considered good	3,134.37	44.07	-	-	-	3,178.44
Undisputed Trade Receivables- which have significant increase in credit risk	-	-	-	-	-	-
Undisputed credit impaired	-	-	271.38	66.71	146.27	484.36
Disputed considered good	-	-	-	-	-	-
Undisputed Trade Receivables- which have significant increase in credit risk	-	-	-	-	-	-
Disputed Trade Receivables – credit impaired	-	1.95	-	573.19	76.25	651.39
Sub Total	3,134.37	46.02	271.38	639.90	222.52	4,314.19
Less: Allowance for expected credit loss						1,292.24
Total						3,021.95
As at March 31,2022						
Undisputed considered good	3,286.44	425.02	-	-	-	3,711.46
Undisputed Trade Receivables- which have significant increase in credit risk	-	-	-	-	-	-
Undisputed credit impaired	-	-	240.29	150.13	94.83	485.25
Disputed considered good	-	-	-	-	-	-
Undisputed Trade Receivables- which have significant increase in credit risk	-	-	-	-	-	-
Disputed Trade Receivables – credit impaired	1.95	-	573.19	-	76.25	651.39
Sub Total	3,288.39	425.02	813.48	150.13	171.08	4,848.10
Less: Allowance for expected credit loss						1,341.70
Total						3,506.40

3.10 CASH AND CASH EQUIVALENTS

	As at March 31 2023 (₹ In lacs)	As at March 31 2022 (₹ In lacs)
Balances with banks:		
- on current account	1,450.01	2,748.40
- Cash on hand	22.74	13.00
	1,472.75	2,761.40

3.11 BANK BALANCES OTHER THAN CASH AND CASH EQUIVALENTS

	As at March 31 2023 (₹ In lacs)	As at March 31 2022 (₹ In lacs)
'EMD Paid to banks for OTS	2,368.50	1,678.50
'Fixed deposit with bank (Earmarked)	384.04	327.01
- Cash on hand	2,752.54	2,005.51

3.12 OTHER FINANCIAL ASSETS (carried at amortised cost)

	As at March 31 2023 (₹ In lacs)	As at March 31 2022 (₹ In lacs)
(Unsecured and considered good unless otherwise stated)		
Interest accrued on fixed deposits	43.59	29.47
Interest accrued on debentures #	6,268.34	5,164.35
Security deposit		
Considered good	314.90	250.97
Considered credit impaired/increase in credit risk	7.76	-
	322.66	250.97
Less : Provision for doubtful security deposits	7.76	-
	314.90	250.97
Others #	274.99	274.98
Retention money #	1,100.00	-
	8,001.82	5,719.77

includes

	Amount outstanding as at		Maximum amount outstanding during	
	March 31 2023	March 31 2022	March 31 2023	March 31 2022
Name of Subsidiary				
# Simbhaoli Power Private Limited	7,643.33	5,314.51	7,901.05	5,581.73

3.13 OTHER CURRENT ASSETS

	As at March 31 2023 (₹ In lacs)	As at March 31 2022 (₹ In lacs)
(Unsecured and considered good unless otherwise stated)		
Advance recoverable in cash or in kind or for value to be received		
Considered good *	680.21	444.44
Considered credit impaired/increase in credit risk	107.45	69.57
	787.66	514.01
Less : Allowance for expected credit loss	144.72	69.57
	642.94	444.44
Claims receivable		
Considered good	115.53	271.00
Considered credit impaired/increase in credit risk	11.79	11.79
	127.32	282.79
Less : Allowance for expected credit loss	11.79	11.79
	115.53	271.00
Prepaid expenses	235.59	299.92
Advance to employees	34.99	47.24

	As at March 31 2023 (₹ In lacs)	As at March 31 2022 (₹ In lacs)
Balance with authorities	230.71	102.16
Unreconciled GST input credit considered doubtful	551.39	240.60
	782.10	342.76
Less : Provision for doubtful balance	240.60	240.60
	541.50	102.16
Security deposits		
Considered good	72.25	78.05
Considered credit impaired/increase in credit risk	6.11	-
	78.36	78.05
Less : Provision for doubtful security deposits	6.11	-
	72.25	78.05
	1,642.80	1,242.81

* includes

	Amount outstanding as at		Maximum amount outstanding during	
	March 31 2023	March 31 2022	March 31 2023	March 31 2022
Name of Subsidiary				
* Integrated Casetech Consultants Pvt Ltd	448.21	168.98	467.11	213.20

3.14 EQUITY SHARE CAPITAL

	As at March 31 2023		As at March 31 2022	
	(No. of Shares)	(₹ In lacs)	(No. of Shares)	(₹ In lacs)
Authorized				
Equity shares of ₹ 10 each with voting rights	68000000	6,800.00	68000000	6,800.00
Preference shares of ₹ 100 each	4000000	4,000.00	4000000	4,000.00
	72000000	10,800.00	72000000	10,800.00
Issued, subscribed and paid up				
Equity shares of ₹ 10 each with voting rights fully paid-up	41279020	4,127.90	41279020	4,127.90

A) Reconciliation of number of Authorised shares and amount outstanding at the beginning and at the end of the year

	As at March 31 2023		As at March 31 2022	
	(No. of Shares)	(₹ In lacs)	(No. of Shares)	(₹ In lacs)
Equity shares with voting rights (one per share)				
As at beginning of the year	68000000	6800.00	68000000	6,800.00
Add: Addition during the year	-	-	-	-
As at end of the year	68000000	6,800.00	68000000	6,800.00
Preference shares				
As at beginning of the year	4000000	4000.00	4000000	4,000.00
Add: Addition during the year	-	-	-	-
As at end of the year	4000000	4,000.00	4000000	4,000.00

B) Reconciliation of number of issued, subscribed and paid-up shares and amount outstanding at the beginning and at the end of the year

	As at March 31 2023		As at March 31 2022	
	(No. of Shares)	(₹ In lacs)	(No. of Shares)	(₹ In lacs)
Equity shares with voting rights (one per share)				
As at beginning of the year	41279020	4,127.90	41279020	4,127.90
Add: Addition during the year	-	-	-	-
As at end of the year	41279020	4,127.90	41279020	4,127.90

C) Shareholders holding more than 5% of the shares in the Company

S. No.	Name of the Shareholders	As at March 31 2023		As at March 31 2022	
		(No. of Shares)	% of share holding	(No. of Shares)	% of share holding
i)	Dholadhar Investments Private Limited	7462114	18.08	7462114	18.08
ii)	Mr. Gurmit Singh Mann	4726154	11.45	4726154	11.45
iii)	Mr. Gursimran Kaur Mann	4186672	10.14	4186672	10.14
iv)	Mr. Gurpal Singh	3834270	9.29	2402770	5.82
v)	Pritam Singh Sandhu Associates Pvt. Ltd.	2077735	5.03	2077735	5.03

D) Rights, preference and restriction attached to equity shares (₹ 10 each):

- Voting right shall be in same proportion as the capital paid upon such equity share.
- The dividend proposed by the Board of Directors which is subject to the approval of the shareholders in the Annual General Meeting shall be in the same proportion as the capital paid upon such equity share.
- In the event of liquidation, the equity shareholders are eligible to receive the remaining assets of the Company in proportion to capital paid upon such equity share.

E) Disclosure of Shareholding of Promoters as under:

S. No.	Name Of Promoters	As at March 31,2023		As at March 31,2022		% Change during the Year
		No. of Shares	% of total Shares	No. of Shares	% of total Shares	
i)	Mr.Gurmit Singh Maan	4726154	11.45	4726154	11.45	-
ii)	Mrs.Gursimran kaur Maan	4186672	10.14	4186672	10.14	-
iii)	Mrs.Jai Inder Kaur	417356	1.01	417356	1.01	-
iv)	Mr.Gurpal Singh	3834270	9.29	2402770	5.82	59.58
v)	Mr.Govind Singh Sandhu	733139	1.78	733139	1.78	-
vi)	Mr.Angad Singh	9850	0.02	9850	0.02	-
vii)	Dholadhar Investments Private Limited	7462114	18.08	7462114	18.08	-
viii)	Pritam Singh Sandhu Associates Pvt. Ltd.	646235	1.56	2077735	5.03	(68.90)
		22015790	53.33	22015790	53.33	

The Company has filed application for reclassification of promoters' category in terms of provisions of erstwhile regulation 31A (7) of SEBI (Listing Obligations and Disclosure Requirements) Regulations, 2015, with SEBI/Stock Exchanges, to declassified Mrs. Jai Inder Kaur, Mr. Gurpal Singh, Mr. Gurpal Singh Sandhu, Mr. Angad Singh and Pritam Singh Sandhu Associates Pvt. Ltd. as promoter's Group, which is pending for approval.

3.15 OTHER EQUITY

	As at March 31 2023 (₹ In lacs)	As at March 31 2022 (₹ In lacs)
Molasses Storage Fund		
Opening balance	87.69	67.00
Add: Addition during the year	25.12	20.69
Less: Deductions during the year	-	-
Closing balance	112.81	87.69
Securities premium		
Opening balance	46,301.79	46,301.79
Add: Addition during the year	-	-
Closing balance	46,301.79	46,301.79
Forfeiture Reserve		
Opening balance	96.30	96.30
Add: Additions during the year	-	-
Closing balance	96.30	96.30
Retained Earnings		
Opening balance	(52,961.17)	(47,259.82)
Add: Profit/(loss) during the year	(3,138.36)	(1,019.69)
Add: transfer from Other Comprehensive Income	-	(4,681.66)
Closing balance	(56,099.53)	(52,961.17)

	As at March 31 2023 (₹ In lacs)	As at March 31 2022 (₹ In lacs)
Other Comprehensive Income		
Opening balance*	(208.95)	(4,974.66)
Add: Other Comprehensive Income for the year	(153.66)	84.05
Less: Transfer to Retained earnings	-	(4,681.66)
Closing balance	(362.61)	(208.95)
	(9,951.24)	(6,684.34)

*Includes transfer to retain earning as the company in which investment was made in under liquidation.

Notes:

- i) The storage fund for molasses has been created to meet the cost of construction & maintenance of molasses storage tank as required under Uttar Pradesh Sheera Niyamtran (Sansodhan) Adesh, 1974 and the said storage fund is represented by investment in the form of fixed deposits with banks amounting to ₹ 121.71 lacs (Previous year ₹ 103.60 lacs).
- ii) Securities Premium is used to record premium on issue of shares. This reserve shall be utilised in accordance with the provisions of the Act.
- iii) Forfeiture reserve represents the amount forfeited against non conversion of share warrant into equity share with in stipulated period by specified promoters.
- iv) Retained earnings represents the undistributed profit/ amount of accumulated loss of the Company.
- v) Other comprehensive income (OCI) represents the balance in equity relating to re-measurement gain / (loss) of defined benefit obligation . This would not be re-classified to Statement of Profit and Loss.

NON-CURRENT LIABILITIES
FINANCIAL LIABILITIES
3.16 BORROWINGS (carried at amortised cost)

	As at March 31 2023 (₹ In lacs)	As at March 31 2022 (₹ In lacs)
Unsecured		
- from related parties [Refer Note No. 9]	304.90	305.70
	304.90	305.70

3.17 PROVISIONS

	As at March 31 2023 (₹ In lacs)	As at March 31 2022 (₹ In lacs)
Provision for employee benefit		
Compensated absences	496.01	438.43
	496.01	438.43

CURRENT LIABILITIES
FINANCIAL LIABILITIES
3.18 BORROWINGS (carried at amortised cost)

	As at March 31 2023 (₹ In lacs)	As at March 31 2022 (₹ In lacs)
Secured		
Recalled Loans		
- from banks [Refer Note No. 9]	83,086.08	83,512.46
- from others [Refer Note No. 9]	2,922.39	2,958.52
Unsecured		
Recalled Loans		
- from banks [Refer Note No. 9]	15,011.66	15,014.66
	101,020.13	101,485.64

3.19 TRADE AND OTHER PAYABLES

	As at March 31 2023 (₹ In lacs)	As at March 31 2022 (₹ In lacs)
Total outstanding dues to micro and small enterprises [Refer Note No. 6]	475.04	433.47
Total outstanding dues of other than micro and small enterprises	68,056.76	70,470.20
Unbilled Expenses	426.07	264.82
	68,957.87	71,168.49

3.19 (a) Trade Payables ageing schedule
Trade Payables Ageing Schedule as at March 31, 2023

Particulars	Outstanding for following Periods from due date of payments					Total
	Not Due	Less than 1 Year	1-2 Years	2-3 years	More than 3 years	
MSME	-	294.24	111.89	49.83	19.08	475.04
Other	6,990.94	57,691.61	1,965.71	322.60	1,085.90	68,056.76
Disputed Dues- MSME	-	-	-	-	-	-
Disputed Dues- Other	-	-	-	-	-	-
Unbilled Expenses	426.07	-	-	-	-	426.07
Total	7,417.01	57,985.85	2,077.60	372.43	1,104.98	68,957.87

Trade Payables Ageing Schedule as at March 31, 2022

Particulars	Outstanding for following Periods from due date of payments					Total
	Not Due	Less than 1 Year	1-2 Years	2-3 years	More than 3 years	
MSME	-	330.27	76.46	21.31	5.43	433.47
Other	5,655.42	63,199.79	337.31	297.90	979.01	70,469.43
Disputed Dues- MSME	-	-	-	-	-	-
Disputed Dues- Other	-	-	-	-	0.77	0.77
Unbilled Expenses	264.82	-	-	-	-	264.82
Total	5,920.24	63,530.06	413.77	319.21	985.21	71,168.49

3.20 OTHER FINANCIAL LIABILITIES (carried at amortised cost)

	As at March 31 2023 (₹ In lacs)	As at March 31 2022 (₹ In lacs)
Interest accrued and due on borrowings [Refer Note No. 9]	23,446.58	21,341.31
Interest accrued on MSME	60.75	55.51
Employees dues	2,214.81	1,774.59
Gratuity Payable	1,308.37	973.90
Others liabilities (including capital creditors)	113.37	292.69
Deferred income	-	21.97
	27,143.88	24,459.97

3.21 OTHER CURRENT LIABILITIES

	As at March 31 2023 (₹ In lacs)	As at March 31 2022 (₹ In lacs)
Statutory dues payable	1,062.03	837.32
Advance received from customers	314.87	206.98
Security deposits	150.89	134.49
Others payable	49.94	47.85
	1,577.73	1,226.64

3.22 PROVISIONS

	As at March 31 2023 (₹ In lacs)	As at March 31 2022 (₹ In lacs)
Provision for employee benefits		
Compensated absences	141.93	123.64
	141.93	123.64

3.23 REVENUE FROM OPERATIONS

	As at March 31 2023 (₹ In lacs)	As at March 31 2022 (₹ In lacs)
Revenue from sale of products		
Sale of Manufactured Products [Refer Note No. 17]	129,096.74	128,049.24
Sale of Traded Products [Refer Note No. 17]	6,335.81	6,574.40
	135,432.55	134,623.64
Other Operating revenue		
Sale of Scrap	175.72	343.86
Cane / Export Subsidy	-	967.74
Freight and Insurance charges recovered	711.08	523.78
Job Work Charges	584.79	651.52
Sale of Export Quota	926.25	-
Other miscellaneous income	1.88	1.47
	137,832.27	137,112.01

3.24 OTHER INCOME

	As at March 31 2023 (₹ In lacs)	As at March 31 2022 (₹ In lacs)
Interest income on financial assets carried at amortised cost		
Fixed deposits with banks	32.82	29.77
Debentures	1,560.72	1,398.48
Other Non operating income		
Rent	72.53	55.84
Profit on sale of PPE	12.29	25.29
Liabilities/provisions no longer required, written back	42.68	1,196.16
Gain on foreign exchange fluctuation	2.27	-
Profit on redemption of Mutual Funds Units	5.69	25.54
Miscellaneous	30.84	22.09
	1,759.84	2,753.17

3.25 COST OF MATERIALS CONSUMED

	As at March 31 2023 (₹ In lacs)	As at March 31 2022 (₹ In lacs)
Sugarcane	89,574.30	81,231.39
Molasses	348.21	258.78
ENA and others	42.33	187.27
	89,964.84	81,677.44

3.26 PURCHASE OF STOCK- IN- TRADE

	As at March 31 2023 (₹ In lacs)	As at March 31 2022 (₹ In lacs)
Purchase of stock-in-trade (ENA,Pestiside etc)	6,481.74	6,835.37
	6,481.74	6,835.37

3.27 CHANGES IN INVENTORIES OF FINISHED GOODS, WORK-IN-PROGRESS AND STOCK-IN-TRADE

	As at March 31 2023 (₹ In lacs)	As at March 31 2022 (₹ In lacs)
Opening stock		
Finished goods	42,284.42	42,923.38
Work-in-progress	1,776.98	1,309.95
Stock-in-trade	18.74	17.51
	44,080.14	44,250.84
Closing stock		
Finished goods #	41,423.03	42,284.42
Work-in-progress	975.54	1,776.98
Stock-in-trade	145.93	18.74
	42,544.50	44,080.14
Net (increase)/ decrease in inventories	1,535.64	170.70

Includes Goods in transit amounting to ₹ 17.95 lacs (Previous Year ₹ 34.27 lacs)

Note: The amount of loss due to write down the inventories at net realisable value recognised as expenses and is included in change in inventories is ₹ 108.53 lacs (Previous year ₹ 41.21 lacs).

3.28 EXCISE DUTY ON SALE OF GOODS

	As at March 31 2023 (₹ In lacs)	As at March 31 2022 (₹ In lacs)
Excise duty on sale of goods	16,646.24	23,633.84
	16,646.24	23,633.84

3.29 EMPLOYEE BENEFITS EXPENSE

	As at March 31 2023 (₹ In lacs)	As at March 31 2022 (₹ In lacs)
Salaries and wages	6,421.49	5,289.49
Contribution to provident and other funds	458.47	388.84
Gratuity	113.18	109.23
Staff welfare expenses	163.39	160.40
	7,156.53	5,947.96

3.30 FINANCE COSTS

	As at March 31 2023 (₹ In lacs)	As at March 31 2022 (₹ In lacs)
Interest expense on financial liabilities measured at amortized cost	2,450.82	2,775.47
Other interest	11.36	39.53
Interest on Gratuity	67.64	63.69
	2,529.82	2,878.69

3.31 DEPRECIATION AND AMORTISATION EXPENSE

	As at March 31 2023 (₹ In lacs)	As at March 31 2022 (₹ In lacs)
Depreciation of property, plant and equipment [Refer Note No. 3.01]	3,181.38	3,216.04
Amortization of intangible assets [Refer Note No. 3.02]	12.54	12.47
	3,193.92	3,228.51

3.32 POWER & FUEL

	As at March 31 2023 (₹ In lacs)	As at March 31 2022 (₹ In lacs)
Bagasse	1,549.32	1,434.59
Electricity	586.02	1,120.76
Other	457.90	492.12
	2,593.24	3,047.47

3.33 OTHER EXPENSES

	As at March 31 2023 (₹ In lacs)	As at March 31 2022 (₹ In lacs)
Consumption of stores and spare parts *	4,356.94	4,538.00
Short term Lease expenses	93.95	125.04
Repairs		
- Buildings	72.29	113.70
- Machinery	2,295.24	2,277.64
- Others	194.67	161.37
Insurance	220.72	209.97
Rates and taxes	510.69	404.46
Bad debts and advances written off (net)	1.31	1.07
Provision for Obsolete inventories	76.04	-
Allowances for expected credit loss on receivables, advances & other	30.36	797.17
Freight, Unloading & Material shifting	1,983.85	2,114.51
Commission to selling agents	342.23	396.19
Travelling and conveyance	102.77	108.21
Other Selling Expense	216.61	155.62
Export expenses	596.27	295.16
Loss on sale /discard of property, plant & equipment's	46.40	0.26
Printing and stationery	41.54	41.28
Contractor & security charges	559.16	589.33
Legal and professional expense [includes auditor's remuneration - Refer Note No. 16]	399.36	375.83
Miscellaneous expenses	488.10	662.83
	12,628.50	13,367.64

* Stores, oils and chemicals allocated to other revenue heads ₹ 1,084.97 lacs (Previous year ₹ 2,085.17 lacs)

4. "For the year ended March 31, 2023 and in previous years, due to higher raw material cost i.e. sugarcane costs (SAP) fixed by State government and relatively lower sales realization of finished sugar, adverse demand & supply scenario, and other external factors, the Company had continuously incurred huge cash losses resulting in complete erosion of its net worth, rendering the Company unable to meet payment obligations towards its lenders as well as to the sugarcane farmers in terms of their respective agreements and understanding. All the production units of the Company are operational and continue to operate at sub-optimum levels on year on year basis while consistent efforts are being made for improvement in operational efficiency viz. improvement in sugar recovery, reduction in overheads and reduction in other operational and administrative costs etc. However, due to lack of required working capital and no capex being undertaken towards augmentation and modernization, the operations of distillery units /sugar plants is still adversely impacted. Further, the availability of required sugarcane for optimal utilization of production capacities is still a challenge on account of aforesaid reasons. In distillery segment, non-installation of incineration boilers and other equipment's to meet the stringent requirement of Pollution control board is still resulting in curtailed production levels. Further, the expected accrued benefits under the Sugar Industries Promotion policy 2004 has not been yet disbursed by the State Government as the matter is sub-judice."

Recognizing the status of the sugar industry, the state and central governments have taken a number of measures in past to improve the financial health of sugar mills and to support the liquidation of sugarcane arrears by grant of soft loan, fixing minimum support price of sugar, and Ethanol blending program with petrol coupled with long term tendering and fixing remunerative selling price of ethanol etc. All these measures specifically ethanol blending programme, have resulted in revival of the sugar industry but the Company is continuing to suffer and incurring losses on account of non-availability of sufficient sugar cane commensurate to its crushing capacities, on account of delayed payment of sugar cane prices due to adverse liquidity position, which have resulted in the diversion of sugar cane in the command areas to the other adjoining sugar mills. Benefits under soft loan could also not be availed, since credit facility accounts with its lenders were having NPA categorisation.

Due to default in repayment of credit facilities, lenders to the Company have initiated recovery proceedings at various forums, including filing of applications before the Hon'ble National Company Law Tribunal (NCLT) under Section 7 of the Insolvency and Bankruptcy Code, 2016 and also filing of recovery proceedings against personal guarantors (Promoters) before NCLT under section 95 of Insolvency and Bankruptcy Code, 2016 in addition to approaching Debt Recovery Tribunals in Delhi as well as in Lucknow, Uttar Pradesh. One of the lenders had declared the Company and Guarantors to the credit facility, as Willful Defaulters, such impugned order of lender was Set Aside by Hon'ble Punjab and Haryana High court at Chandigarh, while another lender had started the proceedings to examine the Willful Default and a personal hearing was also granted, basis Company's representations the decision is kept in Abeyance. One lender has categorized company with Fraud tag and same is challenged before Delhi High Court. While one of the lenders had initiated recovery proceedings under section 138 of the Negotiable Instrument Act, wherein non-bailable warrants were issued against the erstwhile directors and officials of the Company, which is being contested at the appropriate forum. Against a criminal complaint filed by one of the lenders, the Enforcement Directorate had passed an Attachment Order on certain assets of the Company to the extent of ₹109.80 Crore, against which the Company has preferred an appeal before with the appropriate authority and the matter is sub-judice. The Enforcement Directorate had proceeded to take the Constructive Possession of the Attached Property on which an Interim Stay has been granted by the Hon'ble Appellate Tribunal.

The Company is continuing to pursue a comprehensive debt resolution proposal with all the lenders. Commercial lenders have shown their inclination to accept the debt resolution proposal and accepted the Earnest Money offered thereof, while Debt realignment proposal was submitted to other lenders against which the company had initiated the repayments, pending approval of respective lenders. Revised and improved debt resolution proposal given to commercial lenders on bilateral basis is under consideration by the commercial lenders, while application filed with Hon'ble NCLT Bench, Allahabad is being heard. The Commercial Lenders have also appointed two independent valuers for the valuation of the assets of the Company.

Considering the steps initiated for achieving turnaround of the Company and sugar sector, and continuing manufacturing operations in near foreseeable future with improved operational efficiency, these financial results are continued to be presented on Going Concern basis, which contemplates realization of assets and settlement of liabilities, in the normal course of business. Accordingly, property, plant and equipment's are continued to be stated at carrying amount without testing for impairment, pending receipt of the final valuation reports from the two independent valuers appointed by the Commercial Lenders.

- 5 Contingent liabilities and commitments (to the extent not provided for):

i) Capital and other commitment

Estimated value of contracts (net of advances) remaining to be executed on Capital account ₹ 351.00 lacs (Previous year ₹ 189.14 lacs). The Company has other commitments, for purchase / sales orders which are issued after considering requirements per operating cycle for purchase / sale of goods and services, employee benefits including union agreements in normal course of business. The Company does not have any other long-term commitments or material non-cancellable contractual commitments / contracts, which may have a material impact on the financial statements.

- ii) Claims against the Company not acknowledged as debts ₹ 2,461.22 lacs (Previous Year ₹ 4,577.46 lacs).

(₹ in lacs)

Description	As at March 31, 2023	As at March 31, 2022
Sales Tax/Trade Tax Act	2,103.24	2,101.07
Central Excise Act	35.65	2,136.66
Finance Act, 1994	7.94	7.94
Others	316.39	331.79
Total	2,463.22	4,577.46

All the above matters are subject to legal proceedings in the ordinary course of business. The legal proceedings, when ultimately concluded will not in the opinion of the management, have a material effect on results of operations or financial position of the Company.

The amount shown in Note No. 5 (ii) above represent the best possible estimates arrived on the basis of demand raised by the claimant and does not include interest if any, payable thereon from the date of demand. The uncertainties and timing of the cash flows are dependent on the outcome of different legal processes which have been invoked by the company or the claimants, as the case may be and, therefore cannot be estimated accurately. The Company does not expect any reimbursement in respect of above contingent liabilities, except as stated in Note No.5(iii).

In the opinion of the management, no provision is considered necessary for the disputes mentioned above on the ground that there are fair chances of successful outcome of the appeals.

- iii) With the introduction of GST w.e.f. July 1, 2017, the purchase tax earlier levied on ENA subsumed therein. Since under GST no tax was notified to be paid on the sale of ENA, no tax was paid by Industry on its sale. Later on, the State Government notified 5% VAT rate on the sale of ENA w.e.f. December 09, 2019. Accordingly the industry, including the company started paying VAT @ 5% w.e.f. December 09, 2019. However, the commercial tax Department of Uttar Pradesh raised a demand of ₹ 1933.47 lacs on the company based on the tax rate of 32.5% of ENA, in respect of sales made during the periods July 1, 2017 to March 31, 2020. The Company filed appeal against the aforesaid demand before Commercial Tax Tribunal - Ghaziabad, and deposited ₹ 206.22 lacs under protest against the aforesaid demand. The tribunal had stayed the recovery of balance demand till the disposal of appeal. Since, the matter is subjudice and the company expects a favorable decision on the matter, no provision has been made against the aforesaid demand. Further the payment if any will be required to be made for the VAT liability, the same will be reimbursed by the buyers as per agreement with them.
- vi) The Hon'ble Allahabad High Court in the case of PIL Rashtriya Kisan Mazdoor Sangathan Vs State of Uttar Pradesh passed final order, directing the cane commissioner to decide afresh the issue as to whether the Sugar Mills are entitled for waiver of interest of delayed payment of sugarcane price for the season 2012-13, 2013-14 and 2014-15 under the provision of section 17(3) of the U.P Sugarcane (Regulation of Supply and Purchase) Act, 1953. Thereafter, in an Contempt application filed before High court and its follow up proceeding, the cane commissioner filed an affidavit specifying interest rates on delayed payment of cane price to be paid by Sugar Mills. The company had also received a notice for payment of interest on delayed payment of cane price for Sugar season 2012-13 is pursuant to the aforesaid order. The Company made representation against the said demand notice. Subsequently, State Government has filed modification application before and Cane commissioner also filed SLP with the Supreme Court in this matter which is pending for adjudication. Considering the above facts and based on the the past practice of waiver of interest by the State Government, no provision has been made in respect of the interest payable on delayed payment of cane price for the aforesaid sugar seasons and also for subsequent sugar seasons. Since no demand has been raised by the Government, except for the sugar season 2012-13, the total amount of interest payable on delayed payment of cane price up to March 31, 2023 and not provided in the accounts could not be quantified.
- v) Cane Societies were in dispute with the State Government of Uttar Pradesh with regards to retrospective waiver of society commission payable by sugars mills for the Sugar Season 2012-13, 2014-15 and 2015-16 as a part of its relief package to Sugar Industry. The Hon'ble Allahabad High Court vide order dated 21-12-2017 decided the matter in favor of Cane Societies and against the aforesaid order U.P Sugar Mill Association filed SLP before Hon'ble Supreme Court. The matter is still pending for the further adjudication. Based on the legal review of the facts, the management concluded that the possibility of crystallization of liability in the present case is remote and according no provision has been made in accounts.
- vi) Income Tax Department has raised demand of ₹ 469.76 lacs and of ₹ 31,983.39 lacs for AY 2016-17 and 2017-18 while making assessment U/s 147 of the Act in the name of erstwhile Simbholi Sugars Ltd., which was amalgamated with the company effective from April 1, 2015 and also levied penalty of ₹ 370.13 lacs and ₹ 7,507.84 lacs for AY 2016-17 & 2017-18. The company has preferred appeal against the aforesaid orders before CIT (Appeal) and is confident that all the aforesaid demand will be quashed as the erstwhile Simbholi Sugars Ltd., ceased to exist w.e.f. April 1, 2015 and the income assessed in its hands has already been offered to tax by the company in the respective assessment year. Since, there are remote chances of crystallisation of the aforesaid demands, the same has not been provided for and also not included in the above stated details of contingent liabilities.

6 Disclosures required under Section 22 of the Micro, Small and Medium Enterprises Development Act, 2006 (MSMED ACT, 2006).

On the basis of supplier information available with the Company who have registered under the MSMED Act, 2006, the following are the details:

(₹ in lacs)

S. No.	Description	As at March 31, 2023	As at March 31, 2022
a)	Principal amount remaining unpaid to any supplier as at the end of the accounting year.	475.04	433.47
b)	Interest due thereon remaining unpaid to any supplier as at the end of the accounting year.	21.45	10.26
c)	The amount of interest paid by the company in terms of section 16, of MSMED Act, 2006, along with the amounts of the payment made to the suppliers beyond the appointed day during the year.	-	-
d)	The amount of interest due and payable for the period of delay in making payment (which have been paid but beyond the appointed day during the year) but without adding the interest specified under this Act;	1.52	3.37
e)	The amount of interest accrued during the year and remaining unpaid at the end of the accounting year and.	-	-
f)	The amount of further interest remaining due and payable even in the succeeding years, until such date when the interest dues as above are actually paid to the small enterprise, for the purpose of disallowance as a deductible expenditure under Section 23 of MSMED Act, 2006.	78.48	55.51

Dues to Micro and Small Enterprises have been determined to the extent such parties have been identified on the basis of information collected by the Management. This has been relied upon by the auditors.

- 7 Consequent to revision in the wage rates of employees covered under Wage Board with retrospective effect from October 1, 2018, the company has accounted for additional liability of ₹ 806.88 lacs under Employees Benefits expenses year ended March 31, 2023.
- 8 Certain banks had advanced Agri loans to sugarcane farmers through the erstwhile Simbhaoli Sugars Limited (ESSL) under the management and collection agreements and were provided Corporate Guarantee and post-dated cheques as security. These loans were to be repaid by the Company to the respective lenders from the dues payable to sugarcane farmers against their supplies to the sugar mill, but due to the overall downturn in the sugar industry and primacy to pay sugarcane dues in priority to any other dues/ payments, the Company could not repay these loans on their due dates. Company had submitted a financial restructuring plan to its lenders in FY 2014-15. As per sanction of CDR-EG dated February 02, 2016 all the outstanding loans/ dues were proposed to be converted into term loans, subject to the consent of respective commercial lenders Two of the commercial lenders/ banks had converted their outstanding loans dues into term loan in the financial year 2016-2017 while one of the commercial lender/ bank had converted their dues into term loan in financial year 2017-18.

Erstwhile Oriental Bank of Commerce (e-OBC) now amalgamated with Punjab National Bank, one of the commercial lender, who had converted Agri Loan into Corporate loan as stated above, in financial year 2016-17 had arbitrarily classified its outstanding Agri Loan as "Fraud" liability in May 2015. Subsequently, after following due process and obtaining approvals, including but not limited to obtaining specific permission from the Reserve Bank of India (RBI) for conversion of loan liability, and in consultation with all other Consortium Lenders, sanctioned and disbursed a corporate loan in February/June 2016 for liquidating the Agri Loans. In addition, in an application filed by e-OBC at Debt Recovery Tribunal, Lucknow confirming simultaneous closure of the matter and a consented decree was passed.

E-OBC, had arbitrarily initiated recovery actions against the Company for the restructured corporate loan including an application filed under Section 7 of Insolvency and Bankruptcy Code, 2016 before Hon'ble National Company Law Tribunal (NCLT), Allahabad Bench. PNB had also filed an similar application before NCLT, Allahabad Bench for recovery of their dues, causing a serious threat to the value available to all the stakeholders e-OBC, had declared company and guarantors as Willful Defaulters against which company and guarantors have challenged and contested such declaration in the Hon'ble Punjab and Haryana High Court at Chandigarh and Court was pleased to Set Aside such impugned order of e-OBC. A Show Cause Notice on Willful Default was issued by Punjab National Bank to company and guarantors Basis representations made before the screening committee and taking into account that Forensic Audit report, initiated by the Joint Lenders, which was also closed by unanimous consensus in Joint Lenders Meeting including representatives of PNB, stating that there is No Fraud or Willful Default, PNB had kept the declaration of willful default in Abeyance. After Amalgamation PNB had issued another show cause notice to the company and Guarantors, including exposure of e-OBC, wherein default was identified as Willful and a personal hearing was granted. Company and Guarantors has contested such identification and submitted written submission stating that allegations are baseless and requested to provide all the documents on the basis which such conclusions are arrived at, under the expert legal opinion. It was further apprised, that company has submitted debt resolution proposal with all the commercial lenders PNB had declared the account as Fraud due to Harmonisation with e- OBC, company had challenged such declaration in Hon'ble Delhi High Court and matter is being Sub-Judice. Earlier e-OBC had also filed a criminal complaint with the investigating agency declaring the credit facilities as "Suspected Fraud". The Company has denied any fraud on its part, provided adequate documentation for the same, while reiterating its commitment for repayment to all the lenders, basis future cash flows, monetisation of assets, internal accruals etc. Against such criminal complaint, the enforcement directorate had passed an attachment order on certain assets of the Company to the extent of ₹109.80 crores, against which the Company has preferred an appeal with the appropriate authority and the matter is sub-judice. Enforcement Directorate had proceeded to take the constructive possession of the Attached Property on which an Interim Stay has been granted by the Hon'ble Appellate Tribunal.

The Company is continuing to pursue a comprehensive debt resolution proposal with all the lenders The majority of commercial lenders have shown their inclination to accept the debt resolution proposal and accepted the 'Earnest Money' offered thereof while Debt realignment proposal was submitted with other lenders against which SSL had initiated the repayments, pending approval of respective lenders Revised and improved debt resolution proposal given to commercial lenders on bilateral basis is under consideration while application filed with Hon'ble NCLT Bench, Allahabad is being heard.

- 9 The credit facilities availed by the Company have been classified as non-performing assets (NPA) by all the lenders and interest thereon is not being charged to the loan accounts by commercial lenders as per RBI's circular. The Company has submitted comprehensive debt resolution proposals with all the lenders to commensurate with its future cash flows including infusion of funds by strategic investor, promoters, internal accruals, monetization of assets etc. which contemplates the total waiver of interest concession in repayment of principal amount. Commercial lenders have accepted the Earnest Money Deposit (EMD) offered in consonance with the Debt Resolution Proposal. Accordingly, the estimated Interest expenses on credit facilities pertaining to commercial lenders, for the year ended March 31, 2023 amounting to ₹ 19,018.54 lacs respectively (previous year ended March 31, 2022 amounting to ₹ 17,013.85 lacs respectively) has not been recognized in statement of profit and loss account. An accumulated estimation amount of ₹ 88,948.03 lacs towards accrued interest has not been provided for in the books of accounts as on March 31, 2023.

(A) Long term borrowings (Secured)

Term Loan	Outstanding (₹ in lacs)		Rate of Interest	Nature of security	Overdue at the end of the year
	As at March 31, 2023	As at March 31, 2022			
From Commercial Banks - Under Recalled Loans	17,398.93	17,398.93	12.50% p.a.	i) First pari passu charge on all movable and immovable fixed assets, both present and future, including equitable mortgage on the land of the Company. ii) First pari passu charge on pledge of 26.32 lacs equity shares of the Company held by Promoters iii) Personal guarantees of Mr. Gurmit Singh Mann, Chairman, Mr. Gurpal Singh, Director and Ms. Gursimran Kaur Mann, MD of the Company. iv) First Charge on the Disvestment proceeds from Sale of investments in Uniworld Sugar Pvt. Ltd. and Chilwaria Sugar Complex	Principal overdue above 90 days ₹ 17,398.93 lacs (Previous year ₹ 17,398.93 lacs). Interest overdue below 90 days of ₹ 1217.60 lacs (Previous year ₹ 1,075.17 lacs) and above 90 days ₹ 22,197.15 lacs (Previous year - ₹ 17,595.67 lacs).
From Commercial Bank - Under Recalled Loans	10,301.47	10,301.47	11.35% p.a.	i) Subservient first pari-passu charge on all movable and immovable fixed assets, both present and future, including equitable mortgage on the land of the company with FACR 1.25 times (minimum) ii) Credit facilities are also secured by Personal guarantee of Mr. Gurmit Singh Mann, Chairman and Mr. Gurpal Singh, Director.	Principal overdue above 90 days ₹ 10,301.47 lacs (Previous year ₹ 10,301.47 lacs). Interest overdue below 90 days of ₹ 465.22 lacs (Previous year ₹ 103.71 lacs) and above 90 days ₹ 10164.52 lacs (Previous year - ₹ 8,707.14 lacs).
From Commercial Bank - Under Recalled Loans	22,347.00	22,347.00	8.60% p.a.	i) First sub-servient charge on all movable and immovable fixed assets, both present and future, including equitable mortgage on the land of the Company. ii) Personal guarantees Mr. Gurmit Singh Mann, Chairman and Ms. Gursimran Kaur Mann, MD of the Company.	Principal overdue above 90 days ₹ 22,347.00 lacs (Previous year - ₹ 22,347.00 lacs). Interest overdue below 90 days of ₹ 753.20 lacs (Previous year - ₹ 691.34 lacs) and above 90 days ₹ 12,412.85 lacs (Previous year - ₹ 9,516.37 lacs).
From Co-operative Bank - Under Recalled Loans	4,913.74	4,913.74	11.00% to 13% p.a.	i) First pari passu charge on all movable and immovable fixed assets, both present and future, including equitable mortgage on the land of the Company subject to approval of and charges in favour of term lending institutions and Government of India on their Credit facilities, both present and future. ii) Mortgage of residential property of Promoter Director. iii) Personal guarantees of Mr. Gurmit Singh Mann, Chairman and Mr. Gurpal Singh, Director of the Company.	Principal overdue above 90 days ₹ 4,913.74 lacs (Previous year - ₹ 4,913.74 lacs). Interest overdue below 90 days of ₹ 153.75 lacs (Previous year - ₹ 153.25 lacs) and above 90 days ₹ 3413.81 lacs (Previous year - ₹ 2,686.95 lacs).
Others - Under Recalled Loans	2,922.39	2,958.52	Range between 1.57 % to 10.00 % p.a.	i) Term loan from Sugar Development Fund of ₹ 2,922.39 lacs (previous year ₹ 2,958.52 lacs) is secured by way of second exclusive charge on all movable and immovable fixed assets of the respective division.	Principal overdue above 90 days ₹ 2922.39 lacs (Previous year - ₹ 2958.52 lacs).

(B) Unsecured loans from Related Parties of ₹ 304.90 lacs (Previous year - ₹ 305.70 lacs) carry interest rate 9.40 % to 9.55 % p.a. are payable after repayment of term loan in accordance with Scheme.

(c) Short term borrowings (Secured)

Loan repayable on demand	Outstanding (₹ in lacs)		Rate of Interest	Nature of security	Overdue at the end of the year
	As at March 31, 2023	As at March 31, 2022			
From Commercial Banks - Under Recalled Loans	16,998.54	17187.32	12.5% pa	<ul style="list-style-type: none"> i) First pari passu charge by way of hypothecation of all current assets of respective division. ii) Third pari passu charge on entire fixed assets of the Company, both present and future, including equitable mortgage on the land of the Company. iii) First pari passu charge on pledge of ₹ 26.32 lacs equity shares of the Company held by Promoters iv) Personal guarantees of Mr. Gurmit Singh Mann, Chairman and Mr. Gurpal Singh, Director of the Company. v) Charge over SSL's Share of Dividend in Simbhaoli Power Private Limited 	Interest overdue of below 90 days ₹ 1486.64 lacs (Previous year - ₹ 1309.37 lacs) and above 90 days ₹ 30,163.53 lacs (Previous year - ₹ 24,400.46 lacs).
From Co-operative Bank - Under Recalled Loans	9039.27	9039.27	10.25% p.a	<ul style="list-style-type: none"> i) Pledge of sugar stock of the respective division of the Company. ii) Personal guarantees of Mr. Gurmit Singh Mann, Chairman, Mr. Gurpal Singh, Director and Ms Gursimran Kaur Mann, MD of the Company. iii) Equitable Mortgage of the Property of M/s. Simbhaoli Specialty Sugars Ltd. iv) Collaterally Secured by way of Hypothecation of Debtors of the Mill v) First Charge on the Semi-finished sugar including sugar in process, raw material of the Respective division of the company. vi) First Charge and Lien on the Land, Building Plant & Machinery of the respective division of the company subject to charge of the Government of India and Term Lending Institutions for the existing loan/credit facilities. 	Interest overdue below 90 days of ₹ 341.80 lacs (Previous year - ₹ 309.24 lacs) and above 90 days ₹ 5,618.46 lacs (Previous year - ₹ 4420.15 lacs)
From Co-operative Bank - Under Recalled Loans	2087.13	2324.73	11.50% p.a	<ul style="list-style-type: none"> i) Pledge of sugar stock of the respective division of the Company. ii) First Charge on the Semi-finished sugar including sugar in process, raw material of the respective division of the company. iii) Second Charge on the Land, Building Plant & Machinery of the respective division of the company iv) Personal guarantee of Mr. Gurmeet Singh Mann, Chairman, Mr. Gurpal Singh, Director and Ms. Gursimran Kaur Mann, MD of the Company 	Interest overdue below 90 days of ₹ NIL (Previous year - ₹ 81.27 lacs) and above 90 days NIL (Previous year - ₹ 144.45 lacs)

(D) Short Term Borrowings (Un-secured)

Loan repayable on demand	Outstanding (₹ in lacs)		Rate of Interest	Nature of security	Overdue at the end of the year
	As at March 31, 2023	As at March 31, 2022			
From Commercial Banks - Under Recalled Loans	15011.66	15014.66	Range between 9% to 10.70% p.a	N.A	<p>Principal overdue above 90 days of ₹ 15,011.66 lacs (Previous year - ₹ 15,014.66 lacs).</p> <p>Interest overdue below 90 days of ₹ 949.85 lacs (Previous year - ₹ 857.72 lacs) and above 90 days ₹ 22,742.45 lacs (Previous year - ₹ 19,093.68 lacs).</p>

9.i) Reconciliation of quarterly bank returns

Note for discrepancies :

The Bank returns were prepared and filed before the completion of all financial statement closure activities including Ind AS related adjustments/ reclassifications, as applicable, which led to these differences between the final books of accounts and the bank return which were based on provisional books of accounts. Further difference also arises on account of different valuation methodology adopted for valuing the finished goods stock in the books and for the purpose of reporting in the bank return. In the books, stock of finished goods is recorded at lower of cost or net realisable value but for bank purposes it is taken at net realisable value which is determined as per bank norms.

However there is no material difference in reporting the quantity of stock in the bank returns as compared to books of accounts.

(₹ in lacs)

Name of the bank	Quarter	Amount as per books of account	Amount as reported in the quarterly returns/ statements	Amount of difference
Working capital lenders	June 30, 2022	37,751.33	36,676.53	1,074.80
	September 30, 2022	17,947.98	15,983.47	1,964.51
	December 31, 2022	26,444.03	24,834.27	1,609.76
	March 31, 2023	44,020.85	43,797.89	222.96

10 Related Party disclosures under IND AS 24

i) Name of related parties and description of relationship:

Subsidiaries:

- Integrated Casetech Consultants Private Limited (ICCPL)
- Simbhaoli Power Private Limited (SPPL)
- Simbhaoli Speciality Sugars Private Limited (SSSPL)

Key Management Personnel (KMP):

- Mr. Gurmit Singh Mann - Chairman
- Mr. Gurpal Singh – Director
- Mr. Sanjay Tapriya – Director (ceased to be key management personnel w.e.f. November 01, 2021)
- Ms. Gursimran Kaur Mann - Managing Director
- Mr. Sachchida Nand Misra – Chief Operating Officer & Whole time Director
- Mr. H. P. Kain- Independent Director
- Mr. Atul Mahindru – Independent Director
- Mr. Shyam Sunder – Independent Director
- Justice (Retd.) C.K. Mahajan – Independent Director
- Mr. Aseem Sehgal- Independent Director
- Mr. Dayal Chand Popli – Chief Financial Officer
- Mr. Kamal Samtani – Company Secretary (ceased to be key management personnel w.e.f. March 31, 2023)
- Mr. Subham Kandhway – Company Secretary w.e.f May 26, 2023

Relatives of Key management personnel:

- Mr. G.M.S. Mann (HUF)

Enterprise over which key management personnel exercise significant influence:

- Dholadhar Developers Private Limited
(enterprise over which Mr. Gurmit Singh Mann and Ms. Gursimran Kaur Mann exercise significant influence)
- Dholadhar Investments Private Limited
(enterprise over which Mr. Gurmit Singh Mann and Ms. Gursimran Kaur Mann exercise significant influence)
- Mahajan Law House
(enterprise over which Justice (Retd.) C.K. Mahajan exercise significant influence)

Trusts:

- Simbhaoli Sugars Limited Officer's Superannuation Scheme
- Simbhaoli Sugars Limited Employee Gratuity Scheme
- Simbhaoli India Foundation

ii) Transactions with the above parties :
Statement of Related Parties Transactions for the year ended March 31, 2023

(₹ in lacs)

Description	Year ended Mar 31, 2023	Year ended Mar 31, 2022
Transactions		
Rent Paid	2.40	2.40
SSSPL	2.40	2.40
Rent Received	1.32	1.32
ICCPL	1.20	1.20
Simbhaoli Foundation Trust	0.12	0.12
Directors Remuneration	242.55	75.33
Ms. Gursimran Kaur Mann	128.25	40.24
Mr. S.N.Misra	114.30	35.09
Key Managerial Remuneration	116.62	99.56
Mr. D.C.Popli	82.86	70.76
Mr. Kamal Samtani	33.76	28.80
Loans Repaid	0.80	7.49
Dholadhar Investments Private Limited	-	7.49
Mr. G. M. S. Mann	0.80	-
Expenses paid	908.63	1,211.88
SPPL	908.63	1,211.88
Interest paid	37.71	35.06
Dholadhar Investments Private Limited	37.71	35.06
Sale of Assets	-	19.37
Dholadhar Developers Private Limited	-	19.37
Excess provision written back	-	909.20
SPPL	-	909.20
Sale of finished goods	1,372.16	1,182.72
SPPL	1,372.16	1,172.30
ICCPL	-	10.42
Sitting Fees paid	7.60	9.30
Mr. Shyam Sunder	1.85	2.25
Mr.Aseem Sehgal	1.85	2.25
Justice (Retd.) C.K.Mahajan	1.15	1.15
Mr. Atul Mahindru	0.90	1.40
Mr. H.P. Kain	1.85	2.25
Expenses recovered	6.79	9.38
ICCPL	0.90	4.42
SPPL	5.89	4.96
Contributuion in Trusts	12.27	115.63
Simbhaoli Superannuation Trust	12.27	12.52
Simbhaoli Gratuity Trust	-	103.11
Interest Income	1,573.99	1,423.97
SPPL	1,573.99	1,423.97
Lease Rent Received	45.76	45.76
SPPL	45.76	45.76
Operation and job work charges paid	192.00	188.55
ICCPL	192.00	188.55
Allowances for expected credit loss	-	125.00
ICCPL	-	125.00
Impairment/Allowances for expected credit loss written back and balances written off during the year	-	142.02
DMCC	-	142.02

Note: The transactions with related parties have been entered at an amount which are not materially different from those on normal commercial terms.

iii) Balance outstanding at the end of the year

(₹ in lacs)

Description	Year ended Mar 31, 2023	Year ended Mar 31, 2022
Other financial assets - Non current	-	1,100.00
SPPL	-	1,100.00
Other financial assets-Current	7,643.33	5,581.73
SPPL	7,643.33	5,581.73
Trade payables	185.57	44.19
Mr. G.M.S. Mann	0.38	3.70
Ms. Gursimran Kaur Mann	9.58	2.36
Mr. S.N.Misra	2.87	-
Mr. Shyam Sunder	0.14	-
Mr. Atul Mahindru	0.14	-
Mr. B.K.Goswami	-	0.93
Justice (Retd.) C.K.Mahajan	0.14	-
Mr. D.C.Popli	0.14	2.16
Mr. Kamal Samtani	0.35	0.66
Mr. H.P. Kain	0.14	-
ICCPL	144.00	-
SSSPL	27.69	34.38
Long-term borrowings	304.90	305.70
Mr. G.M.S. Mann	-	0.80
Dholadhar Investments Private Limited	304.90	304.90
Advance given to Supplier	448.21	168.98
ICCPL	448.21	168.98
Trade Receivable	125.44	197.98
SPPL	125.00	197.68
Simbhaoli Foundation Trust	0.44	0.30
Impairment/credit loss provision	125.00	125.00
Trade Receivable-SPPL	125.00	125.00
Other Financial Liabilities- Current	127.45	93.51
Dholadhar Investments Private Limited	127.45	93.51
Pledge of Investment (No. of shares) (in lacs) #	19.30	19.30
SPPL	19.30	19.30
Investment outstanding - equity instruments (₹ in lacs)	6,067.32	6,067.32
ICCPL	383.73	383.73
SSSPL	190.00	190.00
SPPL	5,493.59	5,493.59
Investment outstanding - debt instruments (₹ in lacs)	4,892.94	4,947.85
SPPL	4,892.94	4,947.85
Investment outstanding - others (₹ in lacs)	45.00	45.00
SPPL	45.00	45.00

to banker for loan availed by SPPL

- iv) In pursuance of the provisions of Section 197 and other applicable provisions of the Companies Act, 2013, the Board of Directors of the Company had re-appointment of Ms. Gursimran Kaur Mann, as Managing Director of the Company w.e.f. August 02, 2021 and Mr. Sachchida Nand Misra as Chief Operating Officer and Whole Time Director w.e.f. September 18, 2021 for a period of 2 years. The Company had also approached the lenders for acceding consent for payment of the remuneration to MD and COO & WTD. The Special Resolutions were passed at the 10th Annual General Meeting (AGM) held on September 27, 2021. Lenders with majority share in outstanding debt have provided their consent to pay the remuneration to above named persons. The Company is actively pursuing with other lenders for obtaining their consent, having belief that consent will be received in due course, and payment of remuneration has been made from the date of re-appointment, as stipulated by the majority of lenders led by the State Bank of India till March 31, 2023 amounting to ₹ 242.55 lacs (Including ₹ 158.34 Lacs for FY:2022-23). The details of remuneration paid during the financial year to the Managing Director, Chief Operating Officer and Whole Time Director and Key Management Personnel are as under :-

Details of Remuneration Paid/Payable to KMP

(₹ in lacs)

Particulars	Ms. Gursimran Kaur Mann	Mr. Sachchida Nand Misra	Mr. Dayal Chand Popli	Mr. Kamal Samtani
Year ended March 31, 2023				
Short-term employee benefits				
Salary	109.74	99.40	75.32	29.12
Perquisites	8.33	9.88	3.84	2.40
Post-employment benefits				
Contribution to Provident Fund, Gratuity and other Funds*	10.18	5.02	3.70	2.25
	128.25	114.30	82.86	33.77
Year ended March 31, 2022				
Short-term employee benefits				
Salary	33.87	30.02	64.31	24.61
Perquisites	3.58	3.56	3.50	2.28
Post-employment benefits				
Contribution to Provident Fund, Gratuity and other Funds*	2.79	1.51	2.95	1.91
	40.24	35.09	70.76	28.80

* The said amount does not include amount in respect of gratuity & leaves as the same are not ascertainable.

11 Segment reporting
i) Operating segments:

The company's operating segments are business segments, viz. sugar and alcohol, basis which chief operating decision maker (CODM) evaluates the company's performance and allocates resources

ii) Geographical segments:

Since the Company's activities/operations are primarily within the country and considering the nature of products it deals in, the risks and returns are same and as such there is only one geographical segment.

iii) Segment accounting policies:

In addition to the significant accounting policies applicable to the business segments as set out in note 2 above the accounting policies in relation to segment accounting are as under:

a) Segment revenue and expenses:

Joint revenue and expenses of segments are allocated amongst them on a reasonable basis. All other segment revenue and expenses are directly attributable to the segments.

b) Segment assets and liabilities

Segment assets include all operating assets used by a segment and consist principally of operating cash, debtors, inventories and fixed assets, net of allowances and provisions which are reported as direct offsets in the balance sheet. Segment liabilities include all operating liabilities and consist principally of creditors and accrued liabilities. Segment assets and liabilities do not include income taxes. While most of the assets/liabilities can be directly attributed to individual segments, the carrying amount of certain assets/liabilities pertaining to two or more segments is allocated to the segments on a reasonable basis.

c) Inter segment sales

Inter segment sales between operating segments are accounted for at market price. These transactions are eliminated on consolidation.

iv) (a) Information About Business Segments

(₹ in lacs)

Particulars	Sugar		Alcohol		Elimination		Unallocated		Total	
	Current year	Previous year	Current year	Previous year	Current year	Previous year	Current year	Previous year	Current year	Previous year
Segment revenue										
External sales:	97,157.84	85,238.73	38,274.71	49,384.90	-	-	-	-	135,432.55	134,623.63
Inter segment sales	13,127.39	10,178.99	6.82	-	(13,134.21)	(10,178.99)	-	-	-	-
Other operating Revenue	1,696.35	1,605.03	703.38	883.35	-	-	-	-	2,399.73	2,488.38
Total revenue	111,981.58	97,022.75	38,984.91	50,268.25	(13,134.21)	(10,178.99)	-	-	137,832.28	137,112.01
Segment results	172.48	2,830.50	(1,332.87)	(1,033.21)	-	-	-	-	(1,160.39)	1,797.29
Unallocated net expenses/income							(551.83)	(158.96)	(551.83)	(158.96)
Operating profit/(loss)									(608.56)	1,956.25
Finance cost							2,529.82	2,878.69	2,529.82	2,878.69
Exceptional items (net)							-	-	-	-
Provision for taxes							-	97.25	-	97.25
Net Profit/(loss) after tax									(3,138.38)	(1,019.69)

Note: Inter segment revenues are eliminated upon consolidation and reflected in the eliminations column. Finance income and costs, and fair value gains and losses on financial assets are not allocated to individual segments as the underlying instruments are managed at company level.

(b) Information About Business Segments

(₹ in lacs)

Particulars	Sugar		Alcohol		Unallocated		Total	
	As at March 31, 2023	As at March 31, 2022	As at March 31, 2023	As at March 31, 2022	As at March 31, 2023	As at March 31, 2022	As at March 31, 2023	As at March 31, 2022
OTHER INFORMATIONS								
ASSETS								
Segment assets	135,172.29	138,187.04	41,152.47	41,136.07	-	-	176,324.76	179,323.11
Unallocated assets	-	-	-	-	6,483.47	6,264.17	6,483.47	6,264.17
Investment	-	-	-	-	11,010.88	11,064.79	11,010.88	11,064.79
Total assets	135,172.29	138,187.04	41,152.47	41,136.07	17,494.35	17,328.96	193,819.11	196,652.07
EQUITY AND LIABILITIES								
Segment liabilities	71,121.82	72,367.52	2,600.52	2,746.66	-	-	73,722.34	75,114.18
Shares capital and reserves	-	-	-	-	(5,823.34)	(2,556.44)	(5,823.34)	(2,556.44)
Secured and unsecured loans	-	-	-	-	101,325.03	101,791.33	101,325.03	101,791.33
Unallocated liabilities	-	-	-	-	24,595.08	22,303.00	24,595.08	22,303.00
Total liabilities	71,121.82	72,367.52	2,600.52	2,746.66	120,096.77	121,537.89	193,819.11	196,652.07

(c) Reconciliations of amounts reflected in the financial statements
i) Reconciliation of assets

(₹ in lacs)

Particulars	As at March 31, 2023	As at March 31, 2022
Segment operating assets	193,819.11	196,652.07
Total Assets	193,819.11	196,652.07

ii) Reconciliation of liabilities

Particulars	As at March 31, 2023	As at March 31, 2022
Segment operating liabilities	193,819.11	196,652.07
Total Liabilities	193,819.11	196,652.07

(d) Geographical information:

The Company operated only in India during the year ended March 31, 2023 and March 31, 2022.

(e) Information about major customers:

No single customer contributed 10% or more of the total revenue of the Company for the year ended March 31, 2023 and March 31, 2022.

iv) (f) Information About Business Segments

Particulars	Sugar		Alcohol		Unallocated		Total	
	Current year	Previous year	Current year	Previous year	Current year	Previous year	Current year	Previous year
OTHER INFORMATIONS								
Capital expenditure	422.62	494.91	405.60	551.52	0.18	6.86	828.40	1,053.29
Depreciation and amortization expense (net of revaluation reserve)	2,341.99	2,313.61	836.67	896.91	15.26	17.99	3,193.92	3,228.51
Non cash expenses other than depreciation	77.88	287.35	66.22	141.29	10.00	369.86	154.10	798.50

Note: Capital expenditure consists of additions to property, plant and equipment, capital work in progress and intangible assets.

12 In the view of the history of continuous losses, the company has recognised deferred tax assets only for the extent of deferred Tax liability, which can legally be offset under tax laws.

Details of deferred tax assets recognised and not recognised and details of deferred tax liabilities are as under:

I Deferred Tax Asset/ (Liability)

(₹ in lacs)

Particulars	As at March 31, 2023	As at March 31, 2022
Deferred Tax Asset :		
On account of carried forward losses	-	528.52
On account of carried forward unabsorbed depreciation	12,392.43	13,871.68
Liabilities and provisions tax deductible only upon payment/actual crystallization:		
-Interest payable to banks/financial institutions	10,206.80	8,987.88
-Others	992.21	989.97
	23,591.44	24,378.05
Deferred Tax Liability :		
On account of accelerated depreciation for tax purposes	8,693.10	9,271.26
On account of difference in the tax base value and carrying amount of land	14,898.34	15,106.79
	23,591.44	24,378.05
Net Deferred Tax	-	-

ii Movement in deferred tax Liabilities/ deferred tax assets

(₹ in lacs)

Particulars	Carried forward losses & Unabsorbed Depreciation	Property Plant & Equipment	Interest payable to banks/financial institutions	Other items	Total
At 31st March 2021	15,198.23	(25,165.01)	8,999.93	966.85	0.00
(Charged)/credited:-					
-to profit & loss	(798.03)	786.96	(12.05)	23.12	0.00
-to other comprehensive income	-	-	-	-	-
At 31st March 2022	14,400.20	(24,378.05)	8,987.88	989.97	0.00
(Charged)/credited:-					
-to profit & loss	(2,007.77)	786.61	1,218.92	2.24	0.00
-to other comprehensive income	-	-	-	-	-
At 31st March 2023	12,392.43	(23,591.44)	10,206.80	992.21	0.00

iii Unrecognised deductible temporary differences, unused tax losses and unused tax credits

Deferred tax assets have not been recognised in respect of following items, because it is not probable that future taxable profit will be available against which the Company can use the benefit therefrom.

(₹ in lacs)

Particulars	As at March 31, 2023	As at March 31, 2022
Deferred Tax Asset :		
Tax Effect on Tax Losses	10,066.78	10,012.09
Tax Effect on Unabsorbed depreciation	1,100.75	-
Tax Effect on difference in the tax base value and carrying amount of Investments other than charged to OCI	573.45	489.41
Tax effect on items charged to OCI (Net)	3,329.09	3,212.21
	15,070.07	13,713.71
Expiry profile of unrecognised unused tax losses		
Unused tax losses (business loss) shall expire on-		
March, 31, 2026	4,874.40	4,874.40
March, 31, 2024	5,192.38	5,137.69
	10,066.78	10,012.09

12A Income Tax expense
(I). Income Tax Expenses

(₹ in lacs)

Particulars	Year ended March 31, 2023	Year ended March 31, 2022
Current Tax	-	-
Deferred tax	-	-
Income Tax adjustments	-	97.25
Total Income Tax Expenses	-	97.25

(ii) Reconciliation of tax expense and accounting profit multiplied by India's tax rate:

(₹ in lacs)

Particulars	Year ended March 31, 2023	Year ended March 31, 2022
Profit/(Loss) for the year (before income tax expense)	(3,158.36)	(922.44)
Applicable tax rate	34.94%	34.94%
Computed tax expenses	(1,103.53)	(322.34)
Adjustments for:		
Expenses not allowed for tax purposes	39.68	122.21
Reversal of Deferred Tax liability on land (Net)	(208.46)	(238.24)
Deferred Tax Assets on business losses not recognised	54.68	377.94
Deferred Tax Assets on unabosbed depreciation not recognised	1,100.75	-
Deferred Tax Assets on gratuity not recognised	116.88	60.43
Income Tax adjustments	-	97.25
Total	0.00	97.25

13 Employee Benefits

The Company has classified the various benefits provided to employees as under: -

i) Defined Contribution Plan:

- > Provident fund
- > Superannuation fund

During the year, the Company has recognized the following amounts in the Standalone Statement of Profit and Loss:

(₹ in lacs)

Particulars	Year ended March 31, 2023	Year ended March 31, 2022
- Employers' Contribution to Provident Fund	452.16	386.93
- Employers' Contribution to Superannuation Fund	13.44	9.50

ii) Disclosure in respect of defined benefit plans (Gratuity & compensated absence) is as under:
• Principal Assumptions

(₹ in lacs)

Particulars	Gratuity (Funded)		Compensated Absence (Unfunded)	
	2022-23	2021-22	2022-23	2021-22
Discount Rate (Per Annum)	7.45%	6.95%	7.45%	6.95%
Expected Rate of Salary Increase				
- for the first Year	5.20%	5.20%	5.20%	5.20%
- and thereafter	5.00%	5.00%	5.00%	5.00%
Mortality Rate (% of IALM 12-14)	100%	100%	100%	100%
Attrition/Withdrawal Rate	2.00%	2.00%	2.00%	2.00%
Rate of Leave Availment (Per Annum)				
-Earned Leave	NA	NA	0%	0%
-Sick Leave	NA	NA	10%	10%
Rate of Leave Encashment during Employment (Per Annum)	NA	NA	0%	0%

• Amount Recognised in Statement of Profit & Loss in respect of the Defined Benefit Obligation:

(₹ in lacs)

Particulars	Gratuity (Funded)		Compensated Absence (Unfunded)	
	2022-23	2021-22	2022-23	2021-22
Components of defined benefit cost recognised in profit or loss				
Current Service Cost	113.18	109.23	87.33	95.02
Interest Cost	67.64	63.69	39.04	36.92
Actuarial (gain)/loss from change in demographic assumptions	-	-	-	-
Actuarial (gain)/loss from change in financial assumptions	-	-	(19.00)	(17.78)
Actuarial (gain)/loss arising from experience adjustments	-	-	123.53	24.06
Components of defined benefit cost recognised in Standalone Statement of profit or loss	180.82	172.92	230.90	138.22
Components of defined benefit cost recognised in Other Comprehensive Income				
Actuarial (gain)/loss from change in demographic assumptions	-	-	-	-
Actuarial (gain)/loss from change in financial assumptions	(55.09)	(54.01)	-	-
Actuarial (gain)/loss arising from experience adjustments	115.57	5.53	-	-
Return on plan assets (higher)/lower than discount rate	93.18	(35.57)	-	-
Total actuarial (gain)/loss recognised in Other Comprehensive Income	153.66	(84.05)	-	-
Total amount recognised in Standalone statement of profit & loss	334.48	88.87	230.90	138.22

• The amount included in Balance Sheet arising from the company's obligation in respect of its defined benefit plan is as follows:

(₹ in lacs)

Particulars	Gratuity (Funded)		Compensated Absence (Unfunded)	
	2022-23	2021-22	2022-23	2021-22
Present Value of Defined Benefit Obligation	1,820.46	1,820.74	637.94	562.07
Fair Value of Plan Asset	512.09	846.84	-	-
Net liability arising from defined benefit obligation	1,308.37	973.90	637.94	562.07
* Non Current Liability	-	-	496.01	438.43
* Current Liability	1,308.37	973.90	141.93	123.64

Note: Amount of ₹ 66.46 lacs (P.Y. ₹ 211.13 lacs) is added to the present valuation of obligation w.r.t. to the left employees whose full and final settlement is still pending

• Movement in the fair value of plan assets are as follows:

(₹ in lacs)

Particulars	Gratuity (Funded)		Compensated Absence (Unfunded)	
	2022-23	2021-22	2022-23	2021-22
Opening fair value of plan assets	846.84	808.79	NA	NA
Expected return on plan assets	58.81	52.13	NA	NA
Employer Contribution	-	103.11	NA	NA
Re measurement gain/(loss)				
* Return on plan assets (higher)/lower than discount rate	(93.18)	35.57	NA	NA
Benefit Paid	(300.38)	(152.76)	NA	NA
Closing fair value of plan assets	512.09	846.84	NA	NA

- Movement in the present value of defined benefit obligations are as follows:

(₹ in lacs)

Particulars	Gratuity (Funded)		Compensated Absence (Unfunded)	
	2022-23	2021-22	2022-23	2021-22
Opening defined benefit obligation	1,820.74	1,796.92	562.06	572.85
Current service cost	113.18	109.23	87.33	95.02
Interest cost	126.45	115.82	39.04	36.92
Remeasurement (gains)/losses:				
* Actuarial (gain)/loss from change in demographic assumptions	-	-	-	-
* Actuarial (gain)/loss from change in financial assumptions	(55.10)	(54.00)	(19.00)	(17.78)
* Actuarial (gain)/loss arising from experience adjustments	115.57	5.53	123.53	24.06
Past Service Cost	-	-	-	-
Benefits paid by employer	(300.38)	(152.76)	(155.02)	(149.01)
Benefits paid from plan assets	-	-	-	-
Closing defined benefit obligation	1,820.46	1,820.74	637.94	562.06

- Sensitivity Analysis Gratuity (Funded)

(₹ in lacs)

Particulars	Change in assumption by	Impact on defined benefit obligation				
		Increase in assumption			Decrease in assumption	
		Increase/decrease	31-Mar-23	31-Mar-22	31-Mar-23	31-Mar-22
Discounting rate	1.00%	In ₹	1,713.26	1,716.39	1940.22	1937.86
		In %	(5.90%)	(5.70%)	6.60%	6.40%
Future salary growth rate	1.00%	In ₹	1,939.38	1,936.98	1,712.20	1,715.18
		In %	6.50%	6.40%	(5.90%)	(5.80%)
Attrition rate	0.50%	In ₹	1836.26	1832.89	1,803.16	1,807.36
		In %	0.90%	0.70%	(1.00%)	(0.70%)
Mortality rate	10.00%	In ₹	1,821.32	1,821.40	1,819.60	1,820.07
		In %	0.00%	0.00%	0.00%	0.00%

- Compensated Absence (Unfunded)

(₹ in lacs)

Particulars	Change in assumption by	Impact on defined benefit obligation				
		Increase in assumption			Decrease in assumption	
		Increase/decrease	31-Mar-23	31-Mar-22	31-Mar-23	31-Mar-22
Discounting rate	1.00%	In ₹	601.05	527.83	679.64	600.96
		In %	(5.80%)	(6.10%)	6.50%	6.90%
Future salary growth rate	1.00%	In ₹	680.24	601.32	599.91	526.93
		In %	6.60%	7.00%	(6.00%)	(6.30%)
Attrition rate	0.50%	In ₹	638.45	560.93	637.18	563.10
		In %	(0.10%)	(0.20%)	(1.00%)	0.20%
Mortality rate	10.00%	In ₹	637.95	561.00	637.93	562.12
		In %	0.00%	0.00%	0.00%	0.00%

* The plan assets are maintained with ICICI Prudential life Insurance Company Ltd. The details of investment maintained by the ICICI prudential Life Insurance Company Ltd have not been made available to the Company and have therefore not been disclosed.

Disclosure relating to present value of defined benefit obligation and fair value of plant assets and net actuarial gain/ loss

Particulars	Gratuity (Funded) ₹ Lacs					Compensated Absences (Non funded) ₹ Lacs				
	2022-23	2021-22	2020-21	2019-20	2018-19	2022-23	2021-22	2020-21	2019-20	2018-19
Present value of obligation as at the end of the year	1,820.46	1,820.74	1,796.92	1,792.97	1,441.29	637.94	562.07	572.85	564.56	505.61
Fair value of plan assets as at the end of the year	512.09	846.84	808.79	962.84	971.64	-	-	-	-	-
Net asset/(liability) recognised in the balance sheet	(1,308.37)	(973.90)	(988.13)	(840.13)	(469.65)	(637.94)	(562.07)	(572.85)	(564.56)	(505.61)

• **Risks related to defined benefit plans:**

Valuations are performed on certain basic set of pre-determined assumptions and other regulatory framework which may vary overtime. Thus, the Company is exposed to various risks in providing the above benefits which are as follows:

- > **Interest rate risk:** The plan exposes the Company to the risk of fall in interest rates. A fall in interest rates will result in an increase in the ultimate cost of providing the above benefit and will thus result in an increase in the value of the liability (as shown in financial statements).
- > **Liquidity Risk:** This is the risk that the Company is not able to meet the short-term benefit payouts. This may arise due to non availability of enough cash / cash equivalent to meet the liabilities or holding of illiquid assets not being sold in time.
- > **Salary Escalation Risk:** The present value of the above benefit plan is calculated with the assumption of salary increase rate of plan participants in future. Deviation in the rate of increase of salary in future for plan participants from the rate of increase in salary used to determine the present value of obligation will have a bearing on the plan's liability.
- > **Demographic Risk:** The Company has used certain mortality and attrition assumptions in valuation of the liability. The Company is exposed to the risk of actual experience turning out to be worse compared to the assumption.
- > **Regulatory Risk:** Gratuity benefit is paid in accordance with the requirements of the Payment of Gratuity Act, 1972 (as amended from time to time). There is a risk of change in regulations requiring higher gratuity payouts (e.g. Increase in the maximum limit on gratuity of ₹ 20,00,000).
- > **Asset Liability Mismatching or Market Risk:** The duration of the liability is longer compared to duration of assets, exposing the Company to market risk for volatilities/fall in interest rate.
- > **Investment Risk:** The probability or likelihood of occurrence of losses relative to the expected return on any particular investment.

Note:- The above is a standard list of risk exposures in providing the above benefit. The Company is advised to carefully examine the above list and make suitable amendments (including adding more risks, if relevant) to the same before disclosing the above in its financial statements.

• **Method and Assumptions related terms:**

- > **Discount Rate:** Discount rate is the rate which is used to discount future benefit cash flows to determine the present value of the defined benefit obligation at the valuation date. The rate is based on the prevailing market yields of high quality corporate bonds at the valuation date for the expected term of the obligation. In countries where there are no such bonds, the market yields at the valuation date on government bonds for the expected term is used.
- > **Salary Escalation Rate:** The rate at which salaries are expected to escalate in future. It is used to determine the benefit based on salary at the date of separation.
- > **Attrition Rate:** The reduction in staff/employees of a company through normal means, such as retirement and resignation. This is natural in any business and industry.
- > **Mortality Rate:** Mortality rate is a measure of the number of deaths (in general, or due to a specific cause) in a population, scaled to the size of that population, per unit of time.
- > **Projected Unit Credit Method:** The Projected Unit Credit Method (sometimes known as the accrued benefit method pro-rated on service or as the benefit/years of service method) considers each period of service as giving rise to an additional unit of benefit entitlement and measures each unit separately to build up the final obligation. The Projected Unit Credit Method requires an enterprise to attribute benefit to the current period (in order to determine current service cost) and the current and prior periods (in order to determine the present value of defined benefit obligations).

14.i) Following are the particulars of disputed dues on account of sales tax (trade tax), excise duty, service tax and Income Tax matters that have not been deposited by the Company as at March 31, 2023.

Statute	Nature of Dues	Forum where Dispute is pending	Period to which the amount relates	Amount involved* (₹ in lacs)	Amount paid under protest (₹ in lacs)
Central Sales Tax ,1956	CST	Commercial Tax -Tribunal, Ghaziabad-2	2012-2013	102.88	1.59
			2013-2014	4.96	3.72
			2016-2017	6.62	0.42
U. P. Trade Tax Act	UPVAT/Entry Tax		2006-2007	27.76	8.66
			2016-2017	23.95	4.19
			2016-2017	1.43	-
			2017-2018	214.07	32.55
			2018-2019	974.30	95.58
			2019-2020	745.10	78.09
Kerala General State Tax	Turnover Tax	Dy. Commissioner Commercial Tax -A (Kozhikode) Kerala	2000-2001	2.17	1.08
Central Excise Act,1944	Excise Duty	High Court, Allahabad	1979-1980	11.01	11.01
		Customs, Excise & Service tax Appellate Tribunal	1995-1996	0.11	0.11
			2006-2007	2.58	-
			2011-2012	1.51	1.51
			2012-2013	0.18	0.18
			2015-2016	1.89	0.19
2017-2018	18.37	1.84			
Finance Act,1994	Service Tax	Customs, Excise & Service tax Appellate Tribunal	2015-2017	7.94	0.79
Income Tax Act, 1961	Income Tax	Commissioner of Income Tax (Appeals)	2015-2016	841.89	302.27
			2016-2017	39,493.03	-

* Amount as per demand orders and interest & penalty wherever indicated in order.

ii) In the following instances the concerned statutory authority is in appeal against favourable orders received by the Company.

Statute	Nature of Dues	Forum where Dispute is pending	Period to which the amount relates	Amount involved (₹ in lacs)
Central Excise Act, 1944	Excise Duty	Customs, Excise & Service tax Appellate Tribunal	2003-2004	21.44
			2005-2006	1.24
			2008-2009	54.68

There are no dues in respect of income tax, customs duty, wealth tax and cess, which have not been deposited on account of any disputes except in respect of income tax demand of ₹ 6.16 lacs (Previous year of ₹ 4.32 lacs) arising on processing of TDS returns. The Company is in process of rectifying these returns and is confident that the demand will be substantially reduced.

15 Earnings per share

Description		Year ended March 31, 2023	Year ended March 31, 2022
Profit/(loss) after tax and exceptional items as per Statement of Profit and Loss (₹ in lacs)	(A)	(3,138.36)	(1,019.69)
Add/Less: Exceptional Items net of taxes		-	-
Profit/(loss) after tax and before exceptional items (₹ in lacs)	(B)	(3,138.36)	(1,019.69)
Weighted average number of equity shares outstanding (Par value ₹ 10 per share)		-	-
- For basic and diluted earnings per share (Nos.)	(C)	41279020	41279020
Earnings per share (₹)			
- Basic and diluted EPS before exceptional item	(B÷C)	(7.60)	(2.47)
- Basic and diluted EPS after exceptional item	(A÷C)	(7.60)	(2.47)

16 Auditors' remuneration (excluding Goods and Service Tax):

(₹ in lacs)

Description	Year ended March 31, 2023	Year ended March 31, 2022
- Statutory audit	12.00	12.00
- Audit of Consolidated Financial Statement	2.50	2.50
- Limited review of unaudited financial results	18.00	18.00
- Reimbursement of out of pocket expense for statutory audit and others	5.00	5.00

17 Details of revenue from sale of products

(₹ in lacs)

Sales	Year ended March 31, 2023	Year ended March 31, 2022
Manufactured Products		
- Sugar	94,874.26	82,829.62
- Rectified spirit and Country Liquor	30,311.52	26,724.50
- Denatured spirit	1,613.98	16,204.53
- IMFL	111.92	262.57
- Sanitizer	1.30	237.25
- Others	2,183.76	1,790.77
Sub Total	129,096.74	128,049.24
Traded Products		
- ENA	5,416.74	4,263.04
- Blend CAB	-	1,238.98
-Corogen and others	919.07	1,072.38
Sub Total	6,335.81	6,574.40
Total	135,432.55	134,623.64

18 Capital Management

The capital structure as at March 31, 2023 and March 31, 2022 is as follows.

(₹ in lacs)

Particulars	As at March 31, 2023	As at March 31, 2022
Total equity attributable to equity shareholders	(5,823.34)	(2,556.44)
Borrowings	58,188.43	58,225.36
Total Capital	52,365.09	55,668.92
Total equity attributable to equity shareholders as percentage of total capital	(11.12%)	(4.59%)
Total borrowing as percentage of total capital	111.12%	104.59%

19 Financial risk management objectives

The Company's principal financial liabilities comprise loans and borrowings, trade payables and other payables. The main purpose of the financial liabilities is to finance the Company's operations. The Company's principal financial assets include loans, trade and other receivables and cash and bank balances that derive directly from its operations. The Company also holds investments in equity shares and debentures of its subsidiaries.

The Company's activities expose it mainly to credit risk, liquidity risk and market risk. This note explains the sources of risks which the entity is exposed to and how it mitigates that risk.

i) Credit risk

- a. Credit risk arises from the possibility that counter party may not be able to settle their obligations as agreed. Company is exposed to credit risk from trade receivables and deposits with banks. To manage this, Company periodically assesses the financial reliability of customers, taking into account factors such as credit track record in the market and past dealings with the Company for extension of credit to customer. Outstanding customer receivables are regularly monitored. Concentrations of credit risk are limited as a result of the Company's large and diverse customer base. Company has also taken advances and security deposits from its customer / agents, which mitigate the credit risk to an extent. The ageing of the trade receivables is given below:

(₹ in lacs)

Particulars	As at March 31, 2023	As at March 31, 2022
Up to 6 months	3,134.37	3,288.39
More than 6 months	1,179.82	1,559.71
Total receivables	4,314.19	4,848.10

- b. The impairment analysis is performed at each balance sheet date on individual basis for major clients. In additions a large number of minor receivables are grouped into homogenous group and assessed for impairment collectively. The company makes specific provisions @100% / write offs in respect of major customers based on its previous experiences and increase in credit risks. The company makes general provisions for lifetime expected credit loss in respect of receivables @ 50% on the amount of receivables overdue for more than 180 days and 25% on the amount of receivable overdue for more than 90 days to 180 days.

The change in loss allowances for trade receivables, advances to suppliers, security deposits and other assets is as under:

Particulars	Trade Receivables	Others Receivables	Security Deposits
Balance as at March 31, 2021	1,011.13	33.37	25.00
Provided during the year 2021-22	475.21	321.96	-
Amount written off	122.41	33.37	25.00
Reversed during the year 2021-22	22.23	-	-
Balance as at March 31, 2022	1,341.70	321.96	-
Provided during the year 2022-23	-	86.62	13.87
Amount written off	8.92	-	-
Reversed during the year 2022-23	40.54	11.47	-
Balance as at March 31, 2023	1,292.24	397.11	13.87

- c. Company considers factors such as track record, size of the institution, market reputation and service standards to select the banks with which term deposits are maintained. Generally, term deposits are maintained with banks with which Company has also availed borrowings.

ii) Liquidity risk

Liquidity risk is the risk that a company may encounter difficulties in meeting its obligations associated with financial liabilities that are settled by delivering cash or other financial assets. Since the Company is making continuous losses, presently it monitors rolling forecasts of its liquidity requirements to ensure it has sufficient cash to meet operational needs. The table below provides undiscounted cash flows towards financial liabilities into relevant maturity based on the remaining period at the balance sheet to the contractual maturity date.

(₹ in lacs)

Particulars	As at March 31, 2023			
	Carrying amount	Less than 1 Year	1 to 5 Years	Total
Borrowings	101,325.03	101,020.13	304.90	101,325.03
Trade payables	68,957.87	68,957.87	-	68,957.87
Other financial liabilities- Current	27,143.88	27,143.88	-	27,143.88
Total	197,426.78	197,121.88	304.90	197,426.78

(₹ in lacs)

Particulars	As at March 31, 2022			
	Carrying amount	Less than 1 Year	1 to 5 Years	Total
Borrowings	101,791.34	101,485.64	305.70	101,791.34
Trade payables	71,168.49	71,168.49	-	71,168.49
Other financial liabilities- Current	24,459.97	24,459.97	-	24,459.97
Total	197,419.80	197,114.10	305.70	197,419.80

iii) Market risk

The company is exposed to the risk of movements in interest rates, inventory price and foreign currency exchange rates that affects its assets, liabilities and future transactions. Market risks comprises of four types of risks such as:

a) Interest rate risks

Interest rate risk is the risk that the fair value or future cash flows of a financial instrument will fluctuate because of changes in market interest rates. The Company's exposure to the risk of changes in market interest rates relates primarily to the Company's borrowings obligations with floating interest rates.

b) Commodity risk

Sugar industry being cyclical in nature, realisations get adversely affected during downturn. Higher cane price or higher production than the demand ultimately affect profitability. The Company has partly mitigated this risk adopting integrated business model by diversifying into distillation, for better price realisation of the by-products.

c) Foreign exchange risk

Foreign currency risk is the risk that the fair value or future cash flows of an exposure will fluctuate because of changes in foreign exchange rates.

The Company's exposure to the risk of changes in foreign exchange rates is limited to the Company's operating activities (when revenue or expense is denominated in a foreign currency), which are not material.

Foreign Currency exposures that are not hedged by derivative instruments or otherwise as follows:

Particulars	As at March 31, 2023		As at March 31, 2022	
	Amount in foreign currency (lacs)	Amount (₹ in lacs)	Amount in foreign currency (lacs)	Amount (₹ in lacs)
Trade Receivables –USD	-	-	-	-

d) Regulatory risk

Sugar industry is regulated both by Central Government as well as State Government. Central and State Governments policies and regulations affect the sugar industry and the Company's operations and profitability. Distillery business is also dependent on the Government policy.

20 Financial instruments - Accounting, Classification and Fair value measurements

i) Financial instruments by category

As at March 31, 2023

(₹ in lacs)

Particulars	Carrying Value				Total
	Cost	Amortised Cost	FVTPL	FVTOCI	
Financial assets					
Investment					
- Equity instruments	6,067.32	-	-	-	6,067.32
- Debt instruments	-	4,892.94	-	-	4,892.94
- Government securities	5.62	-	-	-	5.62
- Others	-	45.00	-	-	45.00
Trade receivables	-	3,021.95	-	-	3,021.95
Cash and cash equivalent	-	1,472.75	-	-	1,472.75
Bank balances other than cash & cash equivalents	-	2,752.54	-	-	2,752.54
Other financial assets	-	8,130.86	-	-	8,130.86
Total financial assets	6,072.94	20,316.04	-	-	26,388.98
Financial liabilities					
Borrowings	-	101,325.03	-	-	101,325.03
Trade payables	-	68,957.87	-	-	68,957.87
Other financial liabilities	-	27,143.88	-	-	27,143.88
Total financial liabilities	-	197,426.78	-	-	197,426.78

As at March 31, 2022

(₹ in lacs)

Particulars	Carrying Value				Total
	Cost	Amortised Cost	FVTPL	FVTOCI	
Financial assets					
Investment					
- Equity instruments	6,067.32	-	-	-	6,067.32
- Debt instruments	-	4,947.85	-	-	4,947.85
- Government securities	4.62	-	-	-	4.62
- Others	-	45.00	-	-	45.00
Trade receivables	-	3,506.40	-	-	3,506.40
Cash and cash equivalent	-	2,761.40	-	-	2,761.40
Bank balances other than cash & cash equivalents	-	2,005.51	-	-	2,005.51
Other financial assets	-	7,002.39	-	-	7,002.39
Total financial assets	6,071.94	20,268.55	-	-	26,340.49
Financial liabilities					
Borrowings	-	101,791.34	-	-	101,791.34
Trade payables	-	71,168.49	-	-	71,168.49
Other financial liabilities	-	24,459.97	-	-	24,459.97
Total financial liabilities	-	197,419.80	-	-	197,419.80

ii) Fair Value hierarchy

This section explains the judgements and estimates made in determining the fair values of the financial instruments that are recognized and measured at fair value. To provide an indication about the reliability of the inputs used in determining fair value, the Company has classified its financial instruments into the three levels prescribed under the accounting standard. An explanation of each level follows underneath the table.

Following methods and assumptions used to estimate the fair values:

Fair value of cash and cash equivalents and short term deposits, trade and other short term receivables, trade payables, short term borrowings and other current financial assets and liabilities carried at amortized cost is not materially different from its carrying cost, largely due to the short-term maturities of these financial assets and liabilities

Level 1: Quoted prices (unadjusted) in active markets for identical assets or liabilities.

Level 2: Inputs other than quoted prices included within Level 1 that are observable for the asset or liability, either directly or indirectly.

Level 3: Inputs for the assets or liabilities that are not based on observable market data (unobservable inputs).

There is no transfer from one level to another level during the year.

- 21 The Board of the Simbhaoli Power Private Limited (SPPL), a 51% subsidiary with a joint venture with Sindicatum Bagasse India Pte Limited, has not yet approved its accounts for the financial year 2022-23 due to accounting of certain transactions with the company since last 3 years, based on its own assumption, which have been objected by the company as these are not in accordance with the terms stipulated under Joint Venture agreement executed by both the parties at the time of formation of joint venture in FY 2012-13. Pending resolution of the differences, SPPL has also stopped sharing copy of ledger accounts of the company for reconciliation and confirmation. The company continued to pass accounting entries of the transactions entered into with SPPL as per the terms of joint venture agreements. However, due to non-availability of confirmation and copy of ledger accounts, the amount in disputes with SPPL could not be quantified

22. Ratios to be disclosed are as under-

Ratio	Unit	Numerator	Denominator	Year ended March 31, 2023	Numerator	Denominator	Year ended March 31, 2022	% Variance	Reason for variance
Current Ratio: (Current Asset/Current Liability)	Times	61,974.73	198,841.54	0.31	61,741.80	198,464.38	0.31	0.19%	
Debt-Equity Ratio {Total Debt (Long Term Debt and Short Term Debt including Current Maturities)/Shareholder's Equity}	Times	NAP							
Debt Service Coverage ratio (Profit After Tax + Interest on Term Loan + Depreciation / Interest on Term Loan + Long Term Principal Repayment)	Times	NAP*							
Inventory Turnover ratio (Revenue From Sale of products / Average Inventory)	Times	135,432.55	45,794.39	2.96	134,623.64	46,490.82	2.90	2.13%	
Trade Receivable Turnover Ratio (Total Sales / Average Trade Receivables)	Times	137,830.39	4,581.15	30.09	136,142.80	5,176.46	26.30	14.40%	
Trade Payable Turnover Ratio (Total Purchases / Average Trade Payables)	Times	102,591.42	70,063.18	1.46	94,687.59	75,065.54	1.26	16.08%	
Net Capital Turnover Ratio {(Total Income / Working Capital (i.e. Current Assets - Current Liabilities))}	Times	NAP							
Net Profit ratio (Net Profit after tax / Total Revenue)	Percentage	(3,138.36)	139,592.11	(2.25%)	(1,019.69)	139,865.18	(0.73%)	208.38%	Due to higher losses in current year as compared to previous year.
Return on Equity ratio (Profit after tax / Average Shareholder's Equity)	Percentage	NAP							
Return on Capital Employed (Profit Before Tax + Finance cost / Tangible Net worth + Debt)	Percentage	(608.54)	95,501.69	(0.64%)	1,956.25	99,234.90	1.97%	(132.32%)	Due to higher losses in current year as compared to previous year.
Return on Investment: (Net profit after tax/Average Total Asset)	Percentage	(3,138.36)	195,235.59	(1.61%)	(1,019.69)	202,256.39	(0.50%)	218.84%	Due to higher losses in current year as compared to previous year.

NAP-Not Applicable because of negative Net network /Working capital.

NAP*-Not Applicable as the company is in default of repayment of the term liabilities.

23 Relationship with struck off companies-

(₹ in lacs)

Name of struck off Company	Nature of transaction	Transaction during the year March 31 ,2023	Balance outstanding at the end of the year as at March 31,2023	Relationship with the Struck off company, if any, to be disclosed
Angelina Infratech Pvt.Ltd	Repair & Maintenance of Computer	-	(0.01)	No
VMS Consultants Pvt. Ltd.	Professional Charges	-	(0.32)	No
Munshi Ram Jute Products Pvt. Ltd.	Purchase of gunny bags	-	(0.19)	No
Sureka Equipments Pvt. Ltd.	Pur. of Spare Parts	-	(0.11)	No
Access Computech Pvt. Ltd.	Professional Charges	-	(0.17)	No
Spectra Air Luxury (India) Pvt.Ltd.	Professional Charges	-	(0.84)	No
Net4 Network Services Limited	Professional Charges	-	(0.01)	No
S.B.Reshellers Pvt Ltd	Pur. of Spare Parts	-	(0.17)	No

(₹ in lacs)

Name of struck off Company	Nature of transaction	Transaction during the year March 31 ,2022	Balance outstanding at the end of the year as at March 31,2022	Relationship with the Struck off company, if any, to be disclosed
Angelina Infratech private limited	Repair & Maintenance of Computer	-	(0.01)	No
VMS Consultants Pvt. Ltd.	Professional Charges	-	(0.32)	No
S.B.Reshellers Pvt Ltd.	Pur. of Spare Parts	-	(0.14)	No

24 Additional regulatory information

- i) The Company do not have any charges or satisfaction which is yet to be registered with ROC beyond the statutory period.
- ii) The Company has not traded or invested in Crypto currency or Virtual Currency during the year.
- iii) The Company has not advanced or loaned or invested funds to any other person(s) or entity(ies), including foreign entities (Intermediaries) with the understanding that the Intermediary shall:
 - (a) directly or indirectly lend or invest in other persons or entities identified in any manner whatsoever by or on behalf of the company (Ultimate Beneficiaries) or
 - (b) provide any guarantee, security or the like to or on behalf of the Ultimate Beneficiaries.
- iv) The Company has not received any fund from any person(s) or entity(ies), including foreign entities (Funding Party) with the understanding (whether recorded in writing or otherwise) that the Company shall:
 - (a) directly or indirectly lend or invest in other persons or entities identified in any manner whatsoever by or on behalf of the Funding Party (Ultimate Beneficiaries) or
 - (b) provide any guarantee, security or the like on behalf of the Ultimate Beneficiaries.
- v) There are no proceedings against company, being the Company registered under "the Act", that have been initiated or pending against them for holding any benami property under the Benami Transactions (Prohibition) Act, 1988 (45 of 1988) and the rules made thereunder.
- vi) The Company have not any such transaction which is not recorded in the books of accounts that has been surrendered or disclosed as income during the year in the tax assessments under the Income Tax Act, 1961 (such as, search or survey or any other relevant provisions of the Income Tax Act, 1961
- vii) The company has not granted any loans or advances in the nature of loans to promoters, directors, KMPs, and the related parties(as defined under Companies Act, 2013), either severally or jointly with any other person, that are:
 - a) repayment of demand; or
 - b) granted without specifying any terms or period of repayment.
- viii) No scheme of arrangement has been approved by the competent authority in terms of Section 230 to 237 of The Companies Act, 2013.

25 Details of loan and advances given, investment made and securities provided as required to be disclosed as per provisions of Section 186 (4) of the Companies Act, 2013 have been disclosed in respective heads.

In terms of our report attached

For MITTAL GUPTA & CO.

 Chartered Accountants
FRN - 001874C

 B. L. GUPTA
Partner
(M. No. - 073794)

 Place : Kanpur (U.P)
Date : May 26,2023

For and on behalf of the Board of Directors

 Gurmit Singh Mann
Chairman
DIN - 00066653

 Dayal Chand Popli
Chief Financial Officer
FCMA - 12257

 Place : Simbhaoli ,Hapur (U.P)
Date : May 26,2023

 Gursimran Kaur Mann
Managing Director
DIN - 00642094

 Subham Kandhway
Company Secretary
F - 10757

 Sachchida Nand Misra
Chief Operating Officer
DIN - 06714324

 Virendra Kumar Singh
AGM-Accounts

INDEPENDENT AUDITOR'S REPORT

To
**The Members of
 Simbhaoli Sugars Limited
 Simbhaoli, Hapur, (U.P.)
 Report on the Audit of the Consolidated Financial Statements**

Adverse Opinion

We have audited the accompanying Consolidated financial statements of Simbhaoli Sugars Limited (hereinafter referred to as "the Holding Company"), its subsidiaries (the Holding Company and its subsidiaries companies together referred to as "the Group"), which comprise the Consolidated Balance Sheet as at March 31, 2023, the Consolidated Statement of Profit and Loss (including Other Comprehensive Income), the Consolidated Cash Flow Statement and the Consolidated Statement of Changes in Equity for the year then ended, and a summary of the significant accounting policies and other explanatory information and notes for the year then ended (hereinafter referred to as "the Consolidated financial statement").

In our opinion and to the best of our information and according to the explanations given to us, because of the significance of the matters discussed in the Basis for Adverse Opinion section of our report, the accompanying consolidated financial statements do not give a true and fair view in conformity with the accounting principles generally accepted in India, of their consolidated state of affairs of the Group as at March 31, 2023, their consolidated losses including other comprehensive loss, their consolidated cash flows and consolidated statement of changes in equity for the year then ended.

Basis for Adverse Opinion

- i) As explained in Note No. 4 of the Consolidated financial statements, these consolidated financial statements have been prepared without consolidation of financial statements of material subsidiary viz. Simbhaoli Power Private Limited (SPPL) for the year ended March 31, 2023 but prepared after consolidation of financial statement of SPPL for the year ended March, 31, 2022, because financial statements of SPPL for the year ended March 31, 2023 have not been yet finalized and approved till date. Under the accounting principles generally accepted in India, the material subsidiary should have been consolidated because it is controlled by the Company. Had the financial statement of SPPL for the year ended March 31, 2023 been consolidated, many elements in the accompanying consolidated financial statements would have been materially affected. The effects on the consolidated financial statements due to the failure to consolidate the same have not been determined.
- ii) We draw attention to Note No.5 and Note No. 5(a) of the Consolidated financial statements regarding non provisions for impairment in the carrying value of property, plant and equipment by the holding company and by SPPL. We and the auditor of SPPL are not made available of appropriate impairment assessment carried out by the management of the respective companies and accordingly, we are unable to comment on the same including compliance with the Ind AS-36 ('Impairment of Assets') and any consequential adjustments that may arise in this regard in these consolidated financial statements.
- iii) We draw attention to Note No. 6(iv) of the Consolidated financial statements regarding non- provision of interest liability in respect of delayed payment of sugarcane price for the reasons stated in the said note. The amount of interest not provided for in the books has not been ascertained.
- iv) We draw attention to Note No.9 of the Consolidated financial statements regarding non-provision of interest expense amounting ₹ 19,018.54 Lakhs (Previous year ₹ 17,013.85 Lakhs) on certain borrowings for the year ended March 31, 2023 for the reasons stated in the said note. The total amount of interest expense not provided for in the accounts aggregates to ₹ 88,948.43 Lakhs till March 31, 2023 (Previous year ₹ 69,929.48 Lakhs). Had the aforesaid interest expense been provided for, the Finance Cost, Net Loss after tax and Total Comprehensive Loss for the year ended March 31, 2023 would have been increased by ₹ 19,018.54 Lakhs (Previous year ₹ 17,013.85 Lakhs), the Current Financial Liability as at March 31, 2023 would have been increased and shareholder's funds as at March 31, 2023 would have been decreased by ₹ 88,948.43 Lakhs (Previous year ₹ 69,929.48 Lakhs).
- v) We draw attention to Note No.10(iv) of the consolidated financial statements regarding director's remuneration paid/ provided amounting to ₹ 242.55 lakhs for the year ended March 31, 2023, in accordance with the special resolutions passed in the Annual General Meeting, after obtaining consent from lenders having majority outstanding and not from all the lenders, which is not in compliance with the provisions of sections 197 of the Companies Act, 2013.
- vi) We draw attention to Note No.22 (i) of the consolidated financial statements regarding carrying amount of disputed unbilled revenue of ₹ 462.57 Lakhs recognised by ICCPL in earlier years and earnest deposits of ₹ 100.00 Lakhs which are continued to be carried forward without making any provision for expected credit losses and estimated probable losses on account of disputes. We are not made available of appropriate impairment assessment carried out by the management and accordingly, we are unable to comment on the same including compliance with the Ind AS-36 ('Impairment of Assets') and any consequential adjustments that may arise in this regard in these financial statements.
- vii) We draw attention to Note No. 22(ii) of the consolidated financial statements regarding provision of ₹ 93.39 lakhs as expected credit losses in respect of unconfirmed receivables overdue for more than one year aggregating to ₹ 218.86 Lakhs by ICCPL which had not been accepted by the counter parties as payable on account of certain disputes in fulfillment of the contracts. In our opinion and considering the fact of non-confirmation and disputes by the counter parties, the entire amount of ₹ 218.86 Lakhs should have been provided. Consequently, trade receivable at the end of the year have been overstated; Net Loss and Total Comprehensive Income for the year and other equity at the end of the year have been understated by ₹ 125.47 Lakhs.
- viii) We draw attention to Note No.22 (iii) of the consolidated financial statements regarding recognition of deferred tax assets of ₹ 118.02 Lakhs by ICCPL in respect of past losses and other deductible temporary differences which is not in consonance with Ind AS-12 as the probability of earning sufficient taxable profits in future by ICCPL is remote considering the matters qualified in Para (vi) to (viii) above. Consequently, Deferred Tax Assets at the end of the year have been overstated; Net Loss and Total Comprehensive Income for the year and other equity at the end of the year have been understated by the aforesaid amount.
- ix) As stated in Note No.5(a) of the Consolidated financial statements, SPPL had recorded revenue from operations for the period April to September, 2019 at or basis pre CRE Regulation 2019 Tariff Rate instead at the reduced tariff as per CRE Regulation 2019. Management's computation, as reviewed by the statutory auditors of SPPL, showed that revenue from operations for the year ended March 31, 2020 would have been lower and loss for the year would have been higher by ₹ 683 Lakhs, if accounted for at or basis reduced tariff as per CRE

To
The Members of
Simbhaoli Sugars Limited
Simbhaoli, Hapur, (U.P.)

Report on the Audit of the Consolidated Financial Statements

Adverse Opinion

We have audited the accompanying Consolidated financial statements of Simbhaoli Sugars Limited (hereinafter referred to as “the Holding Company”), its subsidiaries (the Holding Company and its subsidiaries companies together referred to as “the Group”), which comprise the Consolidated Balance Sheet as at March 31, 2023, the Consolidated Statement of Profit and Loss (including Other Comprehensive Income), the Consolidated Cash Flow Statement and the Consolidated Statement of Changes in Equity for the year then ended, and a summary of the significant accounting policies and other explanatory information and notes for the year then ended (hereinafter referred to as “the Consolidated financial statement”).

In our opinion and to the best of our information and according to the explanations given to us, because of the significance of the matters discussed in the Basis for Adverse Opinion section of our report, the accompanying consolidated financial statements do not give a true and fair view in conformity with the accounting principles generally accepted in India, of their consolidated state of affairs of the Group as at March 31, 2023, their consolidated losses including other comprehensive loss, their consolidated cash flows and consolidated statement of changes in equity for the year then ended.

Basis for Adverse Opinion

- i) As explained in Note No. 4 of the Consolidated financial statements, these consolidated financial statements have been prepared without consolidation of financial statements of material subsidiary viz. Simbhaoli Power Private Limited (SPPL) for the year ended March 31, 2023 but prepared after consolidation of financial statement of SPPL for the year ended March, 31, 2022, because financial statements of SPPL for the year ended March 31, 2023 have not been yet finalized and approved till date. Under the accounting principles generally accepted in India, the material subsidiary should have been consolidated because it is controlled by the Company. Had the financial statement of SPPL for the year ended March 31, 2023 been consolidated, many elements in the accompanying consolidated financial statements would have been

Key Audit Matters	Auditor's Response
Determination of Cost of Production (COP) and Net Realizable Value (NRV) of Finished Goods and By-Products for valuation of inventory:	
<p>As on March 31, 2023, the Group has inventory of finished goods, by-products and work in progress with a carrying value of ₹ 42,457.38 Lakhs. The inventory of finished goods viz. Sugar and ethanol is valued at the lower of COP and NRV whereas the inventory of by-products viz. molasses and bagasse is valued at NRV/Derived NRV. We considered the value of the inventory of finished goods and by-products as a key audit matter given the relative value of inventory in the standalone financial statements and significant judgement involved in determination of COP and also the consideration of factors such as minimum sale price, monthly quota, and fluctuation in domestic and international selling prices in determination of NRV/derived NRV.</p>	<p>Principal Audit Procedures We understood and tested the design and operating effectiveness of controls as established by the management in determination of COP and NRV/Derived NRV. We reviewed the cost records maintained by the management and examined the documents maintained by the management for computing the COP and NRV/ Derived NRV with reference to the principles prescribed under Ind AS-2 on “Inventories”. We considered various factors including the prevailing unit specific domestic selling price of the products at year end and subsequent to the year end, yield of ethanol from “B” Heavy Molasses, prevailing selling price of “C” Heavy Molasses, contracted selling price of the products in respect of contracted sales (including exports contracts), Molasses Policy of State Government for determination of levy obligation of molasses as prevailing as on the date of our audit and initiatives taken by the Government with respect to sugar industry as a whole, for determination of NRV/ Derived NRV of the products. Based on the above procedures performed, the management's determination of COP and NRV/ derived NRV of finished and by-products as at year-end and the comparison of COP with NRV for the valuation of inventory is considered to be reasonable.</p>

Information Other than the Consolidated Financial Statements and Auditor's Report Thereon

The Holding Company's management and Board of Directors are responsible for the other information. The other information comprises the information included in the Holding Company's Annual Report, but does not include the financial statements and our auditor's report thereon. The Holding Company's annual report is expected to be made available to us after the date of this auditor's report. Our opinion on the consolidated financial statements does not cover the other information and we do not express any form of assurance conclusion thereon. In connection with our audit of the consolidated financial statements, our responsibility is to read the other information identified above when it becomes available and, in doing so, consider whether the other information is materially inconsistent with the consolidated financial statements or our knowledge obtained in the audit or otherwise appears to be materially misstated. When we read the Holding Company's annual report, if we conclude that there is a material misstatement therein, we are required to communicate the matter to those charged with governance and take necessary actions, as applicable under the relevant laws and regulations.

Responsibilities of Management and Those Charged with Governance for the Consolidated Financial Statements

The Holding Company's Board of Directors is responsible for the matters stated in Section 134(5) of the Act with respect to the preparation and presentation of these Consolidated Financial Statements that give a true and fair view of the consolidated financial position, consolidated financial performance including other comprehensive income, consolidated changes in equity and cash flows of the Group in accordance with the accounting principles generally accepted in India, including the Indian Accounting Standards (Ind AS) specified under Section 133 of the Act.

The respective Board of Directors of the entities included in the Group are responsible for the maintenance of adequate accounting records in accordance with the provisions of the Act for safeguarding of the assets of each entity and for preventing and detecting frauds and other irregularities; the selection and application of appropriate accounting policies; making judgements and estimates that are reasonable and prudent; and the design, implementation and maintenance of adequate internal financial controls, that were operating effectively for ensuring the accuracy

and completeness of the accounting records, relevant to the preparation and presentation of the Consolidated Financial Statements that give a true and fair view and are free from material misstatement, whether due to fraud or error, which have been used for the purpose of preparation of the Consolidated Financial Statements by the Directors of the Holding Company, as aforesaid.

In preparing the Consolidated Financial Statements, the respective Board of Directors of the companies included in the Group are responsible for assessing the Company's ability to continue as a going concern, disclosing, as applicable, matters related to going concern and using the going concern basis of accounting unless Board of Directors either intends to liquidate the entity or to cease operations, or has no realistic alternative but to do so.

The respective Board of Directors of the companies included in the Group are responsible for overseeing the financial reporting process of each entity.

Auditor's Responsibilities for the Audit of the Consolidated Financial Statements

Our objectives are to obtain reasonable assurance about whether the Consolidated Financial Statements as a whole are free from material misstatement, whether due to fraud or error, and to issue an auditor's report that includes our opinion. Reasonable assurance is a high level of assurance, but is not a guarantee that an audit conducted in accordance with SAs will always detect a material misstatement when it exists. Misstatements can arise from fraud or error and are considered material if, individually or in the aggregate, they could reasonably be expected to influence the economic decisions of users taken on the basis of these Consolidated Financial Statements.

As part of an audit in accordance with SAs, we exercise professional judgment and maintain professional skepticism throughout the audit. We also:

- Identify and assess the risks of material misstatement of the Consolidated Financial Statements, whether due to fraud or error, design and perform audit procedures responsive to those risks, and obtain audit evidence that is sufficient and appropriate to provide a basis for our opinion. The risk of not detecting a material misstatement resulting from fraud is higher than for one resulting from error, as fraud may involve collusion, forgery, intentional omissions, misrepresentations, or the override of internal control.
- Obtain an understanding of internal control relevant to the audit in order to design audit procedures that are appropriate in the circumstances. Under section 143(3)(i) of the Act, we are also responsible for expressing our opinion on whether the Company has adequate internal financial controls system with reference to Consolidated Financial statement in place and the operating effectiveness of such controls.
- Evaluate the appropriateness of accounting policies used and the reasonableness of accounting estimates and related disclosures made by Board of Directors,
- Conclude on the appropriateness of Board of Director's of the Holding Company use of the going concern basis of accounting and, based on the audit evidence obtained, whether a material uncertainty exists related to events or conditions that may cast significant doubt on the Company's ability to continue as a going concern. If we conclude that a material uncertainty exists, we are required to draw attention in our auditor's report to the related disclosures in the Consolidated Financial Statements or, if such disclosures are inadequate, to modify our opinion. Our conclusions are based on the audit evidence obtained up to the date of our auditor's report. However, future events or conditions may cause the Group to cease to continue as a going concern.
- Evaluate the overall presentation, structure and content of the Consolidated Financial Statements, including the disclosures, and whether the Consolidated Financial Statements represent the underlying transactions and events in a manner that achieves fair presentation.
- Obtain sufficient appropriate audit evidence regarding the financial information of the entities or business activities within the Group to express an opinion on the consolidated financial statements. We are responsible for the direction, supervision and performance of the audit of the financial information of such entities included in the Consolidated Financial Statements of which we are the independent auditors. We remain solely responsible for our audit opinion

Materiality is the magnitude of misstatements in the Consolidated Financial Statements that, individually or in aggregate, makes it probable that the economic decisions of a reasonably knowledgeable user of the financial statements may be influenced. We consider quantitative materiality and qualitative factors in (i) planning the scope of our audit work and in evaluating the results of our work; and (ii) to evaluate the effect of any identified misstatements in the Consolidated Financial Statements.

We communicate with those charged with governance of the Holding Company and such other Companies included in the consolidated financial statements of which we are the independent auditors regarding, among other matters, the planned scope and timing of the audit and significant audit findings, including any significant deficiencies in internal control that we identify during our audit.

We also provide those charged with governance with a statement that we have complied with relevant ethical requirements regarding independence, and to communicate with them all relationships and other matters that may reasonably be thought to bear on our independence, and where applicable, related safeguards.

From the matters communicated with those charged with governance, we determine those matters that were of most significance in the audit of the Consolidated Financial Statements of the current period and are therefore the key audit matters. We describe these matters in our auditor's report unless law or regulation precludes public disclosure about the matter or when, in extremely rare circumstances, we determine that a matter should not be communicated in our report because the adverse consequences of doing so would reasonably be expected to outweigh the public interest benefits of such communication.

Other Matters

The consolidated financial statements include the audited financial statements of one subsidiary, whose financial statements reflect total assets of ₹ 148.15 Lakhs as at March 31, 2023, total revenue of ₹ 9.31 Lakhs, net profit after tax and total comprehensive income of ₹ 3.65 Lakhs for the year ended March 31, 2023 respectively and cash inflows of ₹ 12.56 Lakhs for the year ended March 31, 2023, as considered in the consolidated financial statements which have been audited by independent auditors. The independent auditors' reports on financial statements of the entity has been furnished to us and our opinion on the consolidated financial statements, in so far as it relates to the amounts and disclosures included in respect of the entity, is based solely on the report of such auditor and the procedures performed by us as stated in the paragraph above.

Our opinion on the Statement is not modified in respect of this matter.

Report on Other Legal and Regulatory Requirements

1. As required by the Companies (Auditor's Report) Order, 2020 ("the Order"), issued by the Central Government of India in terms of section 143(11) of the Act, we give in the Annexure – 'A' a statement on the matters specified in paragraphs 3 and 4 of the Order to the extent applicable.
2. As required by Section 197(16) of the Act, we report that the Holding Company and its subsidiaries which are incorporated in India had paid remuneration to its directors during the year in accordance with the provisions of and limits laid down under Section 197 read with Schedule V to the Act except for non-compliance as reported in Para (v) of Basis of Adverse Opinion above.

3. As required by Section 143(3) of the Act, we report that:

- a) We have sought and obtained all the information and explanations which to the best of our knowledge and belief were necessary for the purposes of our audit of the aforesaid Consolidated Financial Statements.
- b) Except for the effects of the matters described in the Basis for Adverse Opinion paragraph above, in our opinion, proper books of account as required by law for preparation of the aforesaid Consolidated Financial Statements have been kept by the Company so far as it appears from our examination of those books.
- c) The Consolidated Balance Sheet, the Consolidated Statement of Profit and Loss including Other Comprehensive Income, Consolidated Statement of Changes in Equity and the Consolidated Statement of Cash Flow dealt with by this Report are in agreement with the relevant books of account maintained for the purpose of preparation of the Consolidated Financial Statements.
- d) Except for the effects of the matters described in the Basis for Adverse Opinion paragraph above, in our opinion, the aforesaid Consolidated financial statements comply with the Ind AS specified under Section 133 of the Act, read with Rule 7 of the Companies (Accounts) Rules, 2014 as amended.
- e) The qualifications relating to the maintenance of accounts and other matters connected therewith are as stated in the Basis for Adverse Opinion paragraph above.
- f) On the basis of the written representations received from the directors of the Holding Company as on 31 March 2023 taken on record by the Board of Directors of the Holding Company and on the basis of written representations received by the management from directors of its subsidiaries which are incorporated in India, as on 31 March 2023, none of the directors of the Group companies incorporated in India is disqualified as on 31 March 2023 from being appointed as a director in terms of Section 164 (2) of the Act.
- g) With respect to the adequacy of the internal financial controls with reference to consolidated financial statements of the Holding Company and its subsidiary companies incorporated in India and the operating effectiveness of such controls, refer to our separate Report in "Annexure B".
- h) With respect to the other matters to be included in the Auditor's Report in accordance with Rule 11 of the Companies (Audit and Auditors) Rules, 2014, as amended in our opinion and to the best of our information and according to the explanations given to us:
 - i. The Group, as detailed in Note No. 6 (ii) of the consolidated financial statements, has disclosed the impact of pending litigation on its financial position in its consolidated financial statements.
 - ii. The Group did not have any long term contracts including derivative contracts for which there were any material foreseeable losses as at March 31, 2023.
 - iii. There has been no delay in transferring amounts, required to be transferred to the Investor Education and Protection Fund by the Holding Company and its subsidiaries which are incorporated in India.
 - iv. (a) The Management has represented to us that, to the best of its knowledge and belief, no funds have been advanced or loaned or invested (either from borrowed funds or share premium or any other sources or kind of funds) by the Holding Company and its subsidiaries which are incorporated in India to or in any other persons or entities, including foreign entities ("Intermediaries"), with the understanding, whether recorded in writing or otherwise, that the Intermediary shall, whether, directly or indirectly lend or invest in other persons or entities identified in any manner whatsoever by or on behalf of the Holding Company and its subsidiaries which are incorporated in India ("Ultimate Beneficiaries") or provide any guarantee, security or the like on behalf of the Ultimate Beneficiaries;
(b) The Management has represented to us that, to the best of its knowledge and belief, no funds (which are material either individually or in aggregate) have been received by the holding company or its subsidiary companies incorporated in India from any person(s) or entities, including foreign entities ("Funding Parties"), with the understanding, whether recorded in writing or otherwise, that the holding company or its subsidiary companies incorporated in India shall, whether, directly or indirectly, lend or invest in other persons or entities identified in any manner whatsoever by or on behalf of the Funding Party ("Ultimate Beneficiaries") or provide any guarantee, security or the like on behalf of the Ultimate Beneficiaries;
(c) Based on our audit procedure conducted that are considered reasonable and appropriate in the circumstances, nothing has come to our attention that cause us to believe that the representation under sub- clause (i) and (ii) of Rule 11 (e) as provided under paragraph (2) (h) (iv) (a) & (b) above, contain any material misstatement.
- v) The Group has not declared or proposed dividend during the year.
- vi) Proviso to Rule 3(1) of the Companies (Accounts) Rules, 2014 for maintaining books of account using accounting software which has a feature of recording audit trail (edit log) facility is applicable to the company with effect from April 1, 2023 and accordingly, reporting under Rule 11(g) of Companies (Audit and Auditors) Rules, 2014 is not applicable for Financial Year ended 31st March, 2023.

FOR MITTAL GUPTA & CO.

Chartered Accountants
FRN 001874C

(B. L. Gupta)

Partner
Membership No. 073794
Place: Kanpur
Date: 26.05.2023
UDIN: 23073794BGWHAF6175

ANNEXURE A TO THE INDEPENDENT AUDITOR'S REPORT

Annexure A to the Independent Auditor's Report to the members of Simbhaoli Sugars Limited on its consolidated financial statements dated 26.05.2023.

Report on the matters specified in paragraph 3 of the Companies (Auditor's Report) Order, 2020 ("the Order") issued by the Central Government of India in terms of section 143(11) of the Companies Act, 2013 ("the Act") as referred to in paragraph 1 of 'Report on Other Legal and Regulatory Requirements' section.

(xxi) (a) According to the information and explanations given to us, and based on the CARO reports issued by us for the Holding Company and its one subsidiary company and CARO report issued by the independent auditor of one subsidiary company included in the consolidated financial statements of the Holding Company, to which reporting under CARO is applicable, we report following:

S. No.	Name	CIN	Holding Company / Subsidiary	Clause number of the CARO report which is qualified or adverse
i)	Simbhaoli Sugars Limited	L15122UP2011PLC044210	Holding Co.	i(c), ii(b), vii, ix(a), ix(b), ix(d), xix
ii)	Integrated Casetech Consultants Private Limited	U74140UP2008PTC092701	Subsidiary Co.	vii(a), xix
iii)	Simbhaoli Specialty Sugars Private limited	U21015UP1995PTC091560	Subsidiary Co.	xvii, xviii

(b) According to the information and explanations given to us, the auditors of Simbhaoli Power Private Limited (SPPL), a material subsidiary company has not issued the CARO report for the year ended March 31, 2023 till the date of this audit report

FOR MITTAL GUPTA & CO.

Chartered Accountants
FRN 001874C

(B. L. Gupta)

Partner
Membership No. 073794
Place: Kanpur
Date: 26.05.2023

ANNEXURE B TO THE INDEPENDENT AUDITOR'S REPORT

Annexure B to the Independent Auditor's Report to the members of Simbhaoli Sugars Limited on its consolidated financial statements dated 26.05.2023.

Report on the Internal Financial Controls Over Financial Reporting under Clause (i) of Sub-section 3 of Section 143 of the Companies Act, 2013 ("the Act") as referred to in paragraph 3(g) of 'Report on Other Legal and Regulatory Requirements' section

In conjunction with our audit of the Consolidated Financial Statements of **Simbhaoli Sugars Limited** ("the Holding Company") as of March 31, 2023, we have audited the internal financial controls with reference to consolidated financial statements of Holding Company and such companies incorporated in India under the Companies Act, 2013 which are its subsidiary companies, as of that date. as of March 31, 2023.

Management's Responsibility for Internal Financial Controls

The respective Company's management and the Board of Directors are responsible for establishing and maintaining internal financial controls with reference to consolidated financial statements based on the criteria established by the respective Company considering the essential components of internal control stated in the Guidance Note. These responsibilities include the design, implementation and maintenance of adequate internal financial controls that were operating effectively for ensuring the orderly and efficient conduct of its business, including adherence to the respective company's policies, the safeguarding of its assets, the prevention and detection of frauds and errors, the accuracy and completeness of the accounting records, and the timely preparation of reliable financial information, as required under the Act.

Auditor's Responsibility

Our responsibility is to express an opinion on the internal financial controls with reference to consolidated financial statements based on our audit. We conducted our audit in accordance with the Guidance Note and the Standards on Auditing, prescribed under section 143(10) of the Act, to the extent applicable to an audit of internal financial controls with reference to consolidated financial statements. Those Standards and the Guidance Note require that we comply with ethical requirements and plan and perform the audit to obtain reasonable assurance about whether adequate internal financial controls with reference to consolidated financial statements were established and maintained and if such controls operated effectively in all material respects.

Our audit involves performing procedures to obtain audit evidence about the adequacy of the internal financial controls with reference to consolidated financial statements and their operating effectiveness. Our audit of internal financial controls with reference to consolidated financial statements included obtaining an understanding of internal financial controls with reference to consolidated financial statements, assessing the risk that a material weakness exists, and testing and evaluating the design and operating effectiveness of the internal controls based on the assessed risk. The procedures selected depend on the auditor's judgement, including the assessment of the risks of material misstatement of the consolidated financial statements, whether due to fraud or error.

We believe that the audit evidence we have obtained is sufficient and appropriate to provide a basis for our audit opinion on the internal financial controls with reference to consolidated financial statements.

Meaning of Internal Financial Controls with reference to consolidated financial statements

A company's internal financial controls with reference to consolidated financial statements is a process designed to provide reasonable assurance regarding the reliability of financial reporting and the preparation of consolidated financial statements for external purposes in accordance with generally accepted accounting principles. A company's internal financial controls with reference to consolidated financial statements includes those policies and procedures that (1) pertain to the maintenance of records that, in reasonable detail, accurately and fairly reflect the transactions and dispositions of the assets of the company; (2) provide reasonable assurance that transactions are recorded as necessary to permit preparation of consolidated financial statements in accordance with generally accepted accounting principles, and that receipts and expenditures of the company are being made only in accordance with authorisations of management and directors of the company; and (3) provide reasonable assurance regarding prevention or timely detection of unauthorised acquisition, use, or disposition of the company's assets that could have a material effect on the consolidated financial statements.

Inherent Limitations of Internal Financial Controls with reference to these consolidated financial statements

Because of the inherent limitations of internal financial controls with reference to consolidated financial statements, including the possibility of collusion or improper management override of controls, material misstatements due to error or fraud may occur and not be detected. Also, projections of any evaluation of the internal financial controls with reference to consolidated financial statements to future periods are subject to the risk that the internal financial controls with reference to consolidated financial statements may become inadequate because of changes in conditions, or that the degree of compliance with the policies or procedures may deteriorate.

Adverse Opinion

According to the information and explanations given to us and based on our audit, the material weaknesses have been identified as at March 31, 2023 in respect of various matters qualified in our main audit report under the section "Basis for Adverse Opinion, Material Uncertainty on Going Concern" which have resulted in the material misstatement in the Company's financial balance, presentation and disclosures of Ind AS Financial Statement.

A material weakness is deficiencies or combination of deficiencies, in internal financial control over financial reporting, such that there is a reasonable possibility that a material misstatement of the company's annual or interim financial statements will not be prevented or detected on a timely basis.

In our opinion, except for the possible effects of the material weaknesses matters referred to above, Holding Company and its subsidiary companies incorporated in India have, in all material respects, an adequate internal financial controls with reference to these consolidated financial statements and such internal financial controls were operating effectively as at March 31, 2023, based on the internal control with reference to Consolidated Financial Statements criteria established by the Company considering the essential components of internal control stated in the Guidance Note on Audit of Internal Financial Controls Over Financial Reporting issued by the Institute of Chartered Accountants of India.

Other Matters

Our aforesaid report under Section 143(3)(i) of the Act on the adequacy and operating effectiveness of the internal financial controls with reference to consolidated financial statements in so far as it relates to one subsidiary company which is company incorporated in India, is based solely on the corresponding reports of the auditor of such company. Our opinion is not modified in respect of the above matter.

We draw attention to the fact that Auditors' report under section 143(3)(i) of the Act on the adequacy and operating effectiveness of the internal financial controls in respect of one subsidiary i.e. Simbhaoli Power Private Ltd. has not been provided to us and accordingly we do not express any opinion on the adequacy and operating effectiveness of the internal financial controls in so far as it relates to Simbhaoli Power Private Ltd. as the financial statements for the year ended for March 31, 2023 have not been yet finalized, approved and submitted by the management of SPPL for the purpose of consolidation.

FOR MITTAL GUPTA & CO.

Chartered Accountants

FRN 001874C

(B. L. Gupta)

Partner

Membership No. 073794

Place: Kanpur

Date: 26.05.2023

SIMBHAOLI SUGARS LIMITED
(CIN:L15122UP2011PLC044210)
CONSOLIDATED BALANCE SHEET AS AT MARCH 31,2023

	Notes	As at March 31 2023 (₹ in lacs)	As at March 31 2022 (₹ in lacs)
ASSETS			
Non-current assets			
a) Property plant and equipment	3.01	144,825.67	147,082.22
b) Capital work-in-progress	3.02	251.92	396.25
c) Other Intangible assets	3.03	30.93	43.61
d) Financial assets			
(i) Investments	3.04	5.77	4.77
(ii) Trade Receivables	3.05	683.03	683.03
(iii) Other	3.06	161.62	220.38
e) Deferred tax assets (net)	3.07	118.02	129.02
f) Non-current Tax Assets	3.08	1,020.20	419.40
g) Other non-current assets	3.09	566.73	593.34
Total non-current assets		147,663.89	149,572.02
Current assets			
a) Inventories	3.10	45,254.66	46,658.49
b) Financial assets			
(i) Investments	3.11	669.61	669.61
(ii) Trade Receivables	3.12	6,045.32	5,697.80
(iii) Cash & cash equivalents	3.13	2,156.05	3,429.84
(iv) Bank balances other than cash & cash equivalents	3.14	2,774.53	2,021.86
(v) Other financial assets	3.15	1,619.97	467.84
c) Other current assets	3.16	2,700.17	3,256.90
d) Assets classified as held for sale		33.73	33.73
Total current assets		61,254.04	62,236.07
Total assets		208,917.93	211,808.09
EQUITY AND LIABILITIES			
Equity			
a) Equity share capital	3.17	4,127.90	4,127.90
b) Other equity	3.18	(16,018.98)	(12,793.73)
c) Non- Controlling interest		10,393.78	10,392.89
Total equity		(1,497.30)	1,727.06
LIABILITIES			
Non current liabilities			
a) Financial liabilities			
(i) Borrowings	3.19	304.90	305.70
(ii) Other financial liabilities	3.20	-	4,782.21
b) Provisions	3.21	511.01	453.17
Total non-current liabilities		815.91	5,541.08
Current liabilities			
a) Financial liabilities			
(i) Borrowings	3.22	102,707.96	103,173.47
(ii) Trade and other payables			
A) Total outstanding dues of micro enterprises and small enterprises	3.23	480.54	438.97
B) Total outstanding dues of creditors other than micro enterprises and small enterprises	3.23	70,961.54	73,478.35
(iii) Other financial liabilities	3.24	32,477.78	24,934.36
b) Other Current liabilities	3.25	2,178.00	1,727.02
c) Provisions	3.26	291.81	287.45
d) Current Tax Liabilities	3.27	501.69	500.33
Total current liabilities		209,599.32	204,539.95
Total equity and liabilities		208,917.93	211,808.09
See accompanying notes forming part of the consolidated financial statements 1 to 27			

Refer Note no.4

Refer Note no.23

In terms of our report attached
For MITTAL GUPTA & CO.
Chartered Accountants
FRN - 001874C

B. L. GUPTA
Partner
(M. No. - 073794)

Place : Kanpur (U.P)
Date : May 26,2023
12th Annual Report (2022-23)

For and on behalf of the Board of Directors

Gurmit Singh Mann
Chairman
DIN - 00066653

Dayal Chand Popli
Chief Financial Officer
FCMA - 12257

Place : Simbhaoli ,Hapur (U.P)
Date : May 26,2023

Gursimran Kaur Mann
Managing Director
DIN - 00642094

Subham Kandhway
Company Secretary
F - 10757

Sachchida Nand Misra
Chief Operating Officer
DIN - 06714324

Virendra Kumar Singh
AGM-Accounts

SIMBHAOLI SUGARS LIMITED
(CIN:L15122UP2011PLC044210)
CONSOLIDATED STATEMENT OF PROFIT AND LOSS
FOR THE YEAR ENDED MARCH 31,2023

Notes	Year ended March 31 2023 (₹ in lacs)	Year ended March 31 2022 (₹ in lacs)
Revenue from operations		
Revenue from operations	3.28	139,919.64
Other Income	3.29	142,177.89
		453.39
Total income		141,743.15
Expenses		
Cost of materials consumed	3.30	89,964.84
Purchases of stock-in-trade	3.31	82,408.32
Changes in inventories of finished goods, work-in-progress and stock-in-trade	3.32	6,515.45
Excise Duty on sale of goods	3.33	1,535.64
Employee benefits expense	3.34	170.03
Finance costs	3.35	16,646.24
Depreciation and amortization expense	3.36	23,633.84
Power and Fuel	3.37	8,450.80
Other expenses	3.38	2,547.04
		4,533.65
		3,196.93
		4,246.74
		2,593.24
		1,852.38
		13,360.43
		14,526.88
Total expenses		144,810.61
Profit/(loss) before exceptional items and tax		145,901.28
Exceptional items - expenses/(income)	3.39	(3,067.46)
		(3,270.00)
		-
		1,239.95
Profit/(loss) before tax		(3,067.46)
Tax expense:		(4,509.95)
- Current Tax		1.36
- Deferred Tax		2.66
- Income Tax adjustments		14.87
		(0.55)
		0.61
		120.01
Total Tax Expense		16.84
Profit after Tax		122.12
Other Comprehensive Income		(3,084.30)
A. (i) Items that will not be re-classified to profit or loss:		(4,632.07)
(ii) Income tax relating to items that will not be re-classified to profit or loss		(169.05)
B. (i) Items that will be re-classified to profit or loss:		98.37
(ii) Income Tax relating to items that may be reclassified to profit or loss		3.87
		(2.96)
		-
		-
Total Other Comprehensive Income (net of tax)		(165.18)
Total Comprehensive Income		95.41
Profit/loss for the year attributable to:		(3,249.48)
i). Owners of the parent		(4,536.66)
ii). Non Controlling Interest		(3,086.90)
		2.60
		(3,985.10)
Other Comprehensive Income attributable to:		(646.97)
i). Owners of the parent		(163.47)
ii). Non Controlling Interest		92.73
		(1.71)
		2.68
Total Comprehensive Income attributable to:		(3,250.37)
i). Owners of the parent		(3,892.37)
ii). Non Controlling Interest		0.89
		(644.29)
Earnings per equity share-basic/diluted (Rs.)		
- Before exceptional items	15	(7.47)
- After exceptional items	15	(8.22)
		(11.22)
See accompanying notes forming part of the consolidated financial statements	1 to 27	

In terms of our report attached
For MITTAL GUPTA & CO.
Chartered Accountants
FRN - 001874C

B. L. GUPTA
Partner
(M. No. - 073794)

Place : Kanpur (U.P)
Date : May 26,2023

For and on behalf of the Board of Directors

Gurmit Singh Mann
Chairman
DIN - 00066653

Dayal Chand Popli
Chief Financial Officer
FCMA - 12257

Place : Simbhaoli ,Hapur (U.P)
Date : May 26,2023

Gursimran Kaur Mann
Managing Director
DIN - 00642094

Subham Kandhway
Company Secretary
F - 10757

Sachchida Nand Misra
Chief Operating Officer
DIN - 06714324

Virendra Kumar Singh
AGM-Accounts

**SIMBHAOLI SUGARS LIMITED
(CIN:L15122UP2011PLC044210)**
CONSOLIDATED STATEMENT OF CASH FLOW FOR THE YEAR ENDED MARCH 31, 2023

	Year ended March 31, 2023	Year ended March 31, 2022
	Audited #	Audited/ Recasted #
A. CASH FLOW FROM OPERATING ACTIVITIES :		
Net profit/(loss) before tax and exceptional items	(3,067.46)	(3,270.00)
Adjustments for:		
Depreciation and amortization	3,196.93	4,246.74
Finance costs	2,547.04	4,533.65
Interest income on financial assets and others	(1,629.94)	(34.48)
Liability/provisions no longer required written back	(65.14)	(286.95)
Bad Debts and advances written off	18.27	1.07
Unrealised foreign exchange fluctuation	-	(2.94)
Profit on redemption of Mutual Funds Units	(5.69)	(60.69)
Loss/ (profit) from sale/discard of property, plant and equipment (net)	34.11	(25.03)
Provision for obsolete inventories	76.04	-
Provision for doubtful debts and advances	59.98	672.17
Mollasses Storage Fund	25.12	20.69
Operating profit/(loss) before working capital changes	1,189.26	5,794.23
Adjustments for (increase)/decrease in operating assets:		
Changes in trade and other receivables	(425.77)	1,860.44
Changes in other non current and current financial asset	(36.09)	(643.97)
Changes in other non current and other current assets	583.20	7,270.39
Changes in inventories	1,327.79	(47.80)
Changes in trade and other payables	(2,424.72)	(6,761.42)
Changes in other non-current and other current financial liabilities	564.58	133.74
Changes in other non-current and other current liabilities	450.98	(177.03)
Changes in long term and short term provision	62.20	2.81
Cash (used)/generated from operations	1,291.43	7,431.39
Direct taxes (paid)/refund	(598.41)	(200.65)
Net cash (used) / from operating activities	693.02	7,230.74
B. CASH FLOW FROM INVESTING ACTIVITIES :		
Additions to property, plant and equipment & intangible assets	(983.18)	(845.52)
Sale of property, plant and equipment & intangible assets	12.66	35.94
Sale of/ (Investments in) Mutual Funds (Net)	5.69	(594.36)
Purchase of national saving certificate	(1.00)	(2.01)
Interest received on debentures/fixed deposits	511.14	35.24
Changes in fixed deposit with Banks	(4.15)	236.81
Net cash (used) / from investing activities	(458.84)	(1,133.90)
C. CASH FLOW FROM FINANCING ACTIVITIES :		
EMD Paid to banks for OTS	(690.00)	(80.00)
Interest paid	(540.44)	(4,478.80)
Repayment of long term borrowings	(0.80)	(108.14)
Proceeds/(repayment) of short term borrowings(net)	(276.73)	(3,483.03)
Net cash (used) / from financing activities	(1,507.97)	(8,149.97)
D. Net increase/(decrease) in cash and cash equivalents (A+B+C)	(1,273.79)	(2,053.13)
E. Cash and cash equivalents (opening balance)	3,429.84	5,482.97
F. Cash and cash equivalents (closing balance) (D+E)		
Cash and bank balances (D+E)	2,156.05	3,429.84

Refer note no.4

Refer note no.23

Notes:

- i) The above Cash Flow Statement has been prepared under the "Indirect Method" as set out in the Indian Accounting Standard (Ind AS) 7 on Statement of Cash Flows.
- ii) Cash and cash equivalents as at the Balance Sheet date consists of:

(₹ in lacs)

Particulars	As at March 31, 2023	As at March 31, 2022
(a) Balance with Banks on current accounts	2,132.19	3,415.71
(b) Cash in hand	23.86	14.13
Closing Cash and Cash Equivalents(Refer Note No. 3.13)	2,156.05	3,429.84

- iii) Figure in brackets represent cash outflow for respective activities.

In terms of our report attached

For MITTAL GUPTA & CO.

Chartered Accountants

FRN - 001874C

B. L. GUPTA

Partner

(M. No. - 073794)

Place : Kanpur (U.P)

Date : May 26,2023

For and on behalf of the Board of Directors

Gurmit Singh Mann

Chairman

DIN - 00066653

Dayal Chand Popli

Chief Financial Officer

FCMA - 12257

Place : Simbhaoli ,Hapur (U.P)

Date : May 26,2023

Gursimran Kaur Mann

Managing Director

DIN - 00642094

Subham Kandhway

Company Secretary

F - 10757

Sachchida Nand Misra

Chief Operating Officer

DIN - 06714324

Virendra Kumar Singh

AGM-Accounts

SIMBHAOLI SUGARS LIMITED
(CIN:L15122UP2011PLC044210)

CONSOLIDATED STATEMENT OF CHANGES IN EQUITY FOR THE YEAR ENDED MARCH 31, 2023

Equity Share Capital

(₹ in lacs)

For the year ended March 31, 2023				For the year ended March 31, 2022				
Balance as at April 01, 2022	Change in Equity shares Capital due to prior period errors	Restated balance at the beginning of the previous year	Changes in Equity share capital during the year	Balance as at April 01, 2021	Change in Equity shares Capital due to prior period errors	Restated balance at the beginning of the previous year	Changes in Equity share capital during the year	As at March 31, 2022
4,127.90	-	4,127.90	-	4,127.90	-	4,127.90	-	4,127.90

(₹ in lacs)

Other Equity

Particulars	Attributable to the equity shareholders of the parent				Other Comprehensive Income		Other equity	Non Controlling Interest	Total
	Reserve and Surplus				Foreign Currency Translation Reserve	Actuarial gain/(loss) on employee benefit plan			
	Securities premium	Storage fund for molasses account	Forfeiture Reserve	Retained Earning					
Balance as at April 01, 2022	46,301.79	87.69	96.30	(59,093.32)	-	(186.19)	(12,793.73)	10,392.89	(2,400.84)
Profit/(loss) for the year	-	-	-	(3,086.90)	-	-	(3,086.90)	2.60	(3,084.30)
Transfer to storage fund for molasses	-	25.12	-	-	-	-	25.12	-	25.12
Other comprehensive income	-	-	-	-	-	(163.47)	(163.47)	(1.71)	(165.18)
Transferred from/to Foreign Currency translation reserve/ retained earning	-	-	-	-	-	-	-	-	-
Balance as at March 31, 2023 #	46,301.79	112.81	96.30	(62,180.22)	-	(349.66)	(16,018.98)	10,393.78	(5,625.20)
Balance as at April 01, 2021	46,301.79	67.00	96.30	(55,108.03)	(0.19)	(278.92)	(8,922.05)	11,037.18	2,115.13
Profit/(loss) for the year	-	-	-	(3,985.10)	-	-	(3,985.10)	(646.97)	(4,632.07)
Transfer to storage fund for molasses	-	20.69	-	-	-	-	20.69	-	20.69
Other comprehensive income	-	-	-	-	-	92.73	92.73	2.68	95.41
Transferred from/to Foreign Currency translation reserve/ retained earning	-	-	-	(0.19)	0.19	-	-	-	-
As at March 31, 2022 ##	46,301.79	87.69	96.30	(59,093.32)	-	(186.19)	(12,793.73)	10,392.89	(2,400.84)

Refer note no.4

Refer note no.23

See accompanying notes forming part of the consolidated financial statements

1 to 27

In terms of our report attached
For MITTAL GUPTA & CO.
Chartered Accountants
FRN - 001874C

For and on behalf of the Board of Directors

Gurmit Singh Mann
Chairman
DIN - 00066653

Gursimran Kaur Mann
Managing Director
DIN - 00642094

Sachchida Nand Misra
Chief Operating Officer
DIN - 06714324

B. L. GUPTA
Partner
(M. No. - 073794)

Dayal Chand Popli
Chief Financial Officer
FCMA - 12257

Subham Kandhway
Company Secretary
F - 10757

Virendra Kumar Singh
AGM-Accounts

Place : Kanpur (U.P)
Date : May 26,2023

Place : Simbhaoli ,Hapur (U.P)
Date : May 26,2023

NOTES FORMING PART OF THE CONSOLIDATED FINANCIAL STATEMENT FOR THE YEAR ENDED MARCH 31,2023

1. Background

The Consolidated financial statements comprise of financial statement of Simbhaoli Sugars Limited and its subsidiaries namely Simbhaoli Power Private Limited, Integrated Casetech Consultants Private Limited and Simbhaoli Speciality Sugars Private Limited (collectively "the Group").

Simbhaoli Sugars Limited ('the Company') having CIN No. L15122UP2011PLC044210 is a public limited company under the provisions of the Companies Act, 2013 incorporated and registered with Registrar of Companies, Kanpur Uttar Pradesh on April 04, 2011. Currently equity shares of the Company are listed at BSE and NSE. The Hon'ble High Court of Judicature at Allahabad has sanctioned the Scheme of Amalgamation of Erstwhile Simbhaoli Sugars Limited (ESSL), the Transferor Company with the Company, the Transferee Company w.e.f. April 01, 2015 (the Appointed Date) and consequent thereto, the entire business undertakings of ESSL, stands transferred to and vested in the Company, as a going concern with effect from the Appointed Date. The Company has three sugar complexes - Simbhaoli (Western Uttar Pradesh), Chilwaria (Eastern Uttar Pradesh) and Brijnathpur (Western Uttar Pradesh) having an aggregate crushing capacity of 19,500 TCD. The Company is technology driven with a business mix that spans from refined (sulphur less) sugar, specialty sugars, extra neutral alcohol (ENA), ethanol, sanitizer and bio-manure. The Company is engaged in sugar refining (Defeco Remelt Phosphotation and Ion Exchange technology), high value, niche products (specialty sugars) and clean energy (ethanol). The Company sells international standard refined, pharmaceutical grade and specialty sugars to the retail and bulk institutional consumer segments.

The Group is operating its different businesses through subsidiaries, the details are given below:

S. No.	Name of subsidiary	Business	Country of Incorporation	% voting power held as at	
				March 31, 2023	March 31, 2022
i)	Simbhaoli Power Private Limited	Generation of green power	India	51.00	51.00
ii)	Integrated Casetech Consultants Private Limited	Consultancy business	India	85.16	85.16
iii)	Simbhaoli Specialty Sugars Private Limited	Packaging	India	100.00	100.00

These financial statements of the Group for the year ended 31st March, 2023 are approved and authorized for issue by the Company's Board of Directors on **May 26, 2023**.

2.1 Basis of preparation and presentation of Consolidated Financial Statements

i) Statement of Compliance with Ind AS

The consolidated financial statements comply in all material aspects with Indian Accounting Standards (Ind AS) notified under section 133 of the Companies Act, 2013 (the Act) read with the Rule 3 of the Companies (Indian Accounting Standards) Rules, 2015 (as amended) and relevant amendment rules thereafter and accounting principles generally accepted in India.

These consolidated financial statements have been prepared on going concern basis using the significant accounting policies and measurement bases summarized below. Accounting Policies have been consistently applied except where a newly issued accounting standard is initially adopted or a revision to an existing accounting standard requires a change in accounting policy hitherto in use. In those cases the new accounting policy is adopted in accordance with the transitional provisions stipulated in that Ind AS and in absence of such specific transitional provision, the same is adopted retrospectively for all the periods presented in these consolidated financial statements.

ii) Recent Accounting Pronouncements

Ministry of Corporate Affairs ("MCA") notifies new standard or amendments to the existing standards. There is no such notification which would have been applicable from April 1, 2023.

iii) Principles of consolidation

a) The consolidated financial statements related to Simbhaoli Sugars Limited ("The Company") and its Subsidiaries (collectively referred as "The Group").

In the case of subsidiaries, control is achieved when the Group is exposed, or has right, to variable return from its involvement with the investee and has the ability to affect those returns through its power over the investee. Specifically, the Group controls an investee if and only if the Group has:

- Power over the investee (i.e. existing rights that give it the current ability to direct the relevant activities of the investee).
- Exposure, or rights, to variable returns from its involvement with the investee, and
- The ability to use its power over the investee to affect its returns.

- The Group re-assesses whether or not it controls an investee if facts and circumstances indicates that there are changes to one or more of the three elements of control.
- Consolidation of a subsidiary begins when the Group obtains control over the subsidiary and ceases when the Group loses control of the subsidiary. Assets, liabilities, income and expenses of a subsidiary acquired or disposed of during the year are included in the consolidated financial statements from the date the group gains control until the date the Group ceases to control the subsidiary.
- Consolidated financial statements are prepared using uniform accounting policies for like transactions and other events in similar circumstances. If a member of the Group uses accounting policies other than those adopted in the consolidated financial statements for like transactions and events in similar circumstances, appropriate adjustments are made to that the Group member's financial statement in preparing the consolidated financial statements to ensure conformity with the Group's accounting policies.
- The consolidated financial statements of all entities used for the purpose of consolidation are drawn up to same reporting date as that of the parent, i.e. year ended on March 31, 2023, except in case of Simbhaoli Power Private Limited where consolidation has been done upto March 31, 2022. (Refer Note no. 4).
- Profit or loss and each component of other comprehensive income (OCI) are attributed to the owners of the Group and to the non-controlling interests. Total comprehensive income of subsidiaries is attributed to the owners of the Group and to the non-controlling interests even if this results in the non-controlling interests having a deficit balance

b) Consolidation procedure

The consolidated financial statements relate to Simbhaoli Sugars Limited ('the Company') and its subsidiary companies. The consolidated financial statements have been prepared on the following basis:

- The financial statements of the Company and its subsidiaries are combined on a line by line basis by adding together like items of assets, liabilities, equity, incomes, expenses and cash flows, after fully eliminating intra-group balances and intra-group transactions.
- Profits or losses resulting from intra-group transactions that are recognised in assets, such as inventory and property, plant & equipment, are eliminated in full.
- In case of foreign subsidiaries, revenue items are consolidated at the average rate prevailing during the year. All assets and liabilities are converted at rates prevailing at the end of the year. Any exchange difference arising on consolidation is recognised in the Foreign Currency Translation Reserve.
- Offset (eliminate) the carrying amount of the parent's investment in each subsidiary and the parent's portion of equity of each subsidiary.
- The difference between the proceeds from disposal of investment in subsidiaries and the carrying amount of its assets less liabilities as on the date of disposal is recognised in the Consolidated Statement of Profit and Loss being the profit or loss on disposal of investment in subsidiary.
- Non-Controlling Interest's share of profit / loss of consolidated subsidiaries for the year is identified and adjusted against the income of the group in order to arrive at the net income attributable to owners of the Group.
- Non-Controlling Interest's share of net assets of consolidated subsidiaries is identified and presented in the Consolidated Balance Sheet separate from liabilities and the equity of the owners of the Group.

iv) Basis of preparation of consolidated financial statements

The consolidated financial statements have been prepared on the historical cost basis except for certain financial assets and liabilities (refer accounting policy regarding financial instruments) and assets for defined benefit plans that are measured at fair value and less cost of sale wherever required. The methods used to measure fair values are discussed further in notes to consolidated financial statements.

(v) Functional and presentation currency

These consolidated financial statements are presented in Indian rupees (INR), which is group's functional currency. All amounts have been rounded off to nearest lacs unless otherwise indicated.

(vi) Operating Cycle

All assets and liabilities have been classified as current or non-current as per the Group's normal operating cycle and other criteria set out in Schedule III to the Companies Act, 2013 based on the nature of services rendered and time between the acquisition of asset for providing services and their realization in cash and cash equivalents.

2.2 Current versus non-current classification

The group presents assets and liabilities in the balance sheet based on current/ non-current classification.

An asset is treated as current when it satisfies any of the following criteria:

- Expected to be realized or intended to be sold or consumed within normal operating cycle.
- Held primarily for the purpose of trading.
- Expected to be realized within twelve months after the reporting date, or
- Cash or cash equivalent unless restricted from being exchanged or used to settle liability for at least twelve months after the reporting date.

A liability is treated as current when it satisfies any of the following criteria:

- Expected to be settled in the Group's normal operating cycle;
- Held primarily for the purpose of trading;
- Due to be settled within twelve months after the reporting date; or
- The Group does not have an unconditional right to defer settlement of the liability for at least twelve months after the reporting date.
- Terms of a liability that could, at the option of the counterparty, result in its settlement by the issue of equity instruments does not affect its classification.

Current liabilities include the current portion of non-current financial liabilities. All other liabilities are classified as non-current.

The Group has ascertained its operating cycle as twelve months for the purpose of current and non-current classification of assets and liabilities.

2.3 Use of Estimates and management judgements

The preparation of consolidated financial statements in conformity with Indian Accounting Standards (Ind AS) requires management of the group to make judgments, estimates and assumptions that affect the reported amount of revenues, expenses, assets, liabilities and related disclosures concerning the items involved as well as contingent assets and liabilities at the balance sheet date.

The estimates and management's judgments are based on previous experience and other factors considered reasonable and prudent in the circumstances. Actual results may differ from these estimates.

Estimates and underlying assumptions are reviewed on an ongoing basis. Revisions to accounting estimates are recognized in the period in which the estimates are revised and in any future periods affected.

The areas involving critical judgment are as follows:

l) Material uncertainty about going concern:

In preparing consolidated financial statements, management has made an assessment of Group's ability to continue as a going concern. Consolidated financial statements are prepared on a going concern basis. The management is aware, in making its assessments, of material uncertainties related to events or conditions that may cast significant doubt upon the group's ability to continue as a going concern. Further details on going concern are disclosed in Note No. 5

ii) Fair value measurements of financial instruments:

When the fair value of financial assets and liabilities recorded in the Balance sheet cannot be measured based on the quoted market price in the active markets, their fair value is measured using valuation technique. The input to these model is taken from the observable market wherever possible, but if this is not feasible, a review of judgment is required to establish fair values. Changes in assumptions related to these inputs could affect the fair value of financial instrument.

iii) Employee benefit plans:

Employee benefit obligations are measured on the basis of actuarial assumptions which include mortality and withdrawal rates as well as assumptions concerning future developments in discount rates, the rate of salary increases and the inflation rate. The Group considers that the assumptions used to measure its obligations are appropriate and documented. However, any changes in these assumptions may have a material impact on the resulting calculations.

iv) Recoverability of trade receivables:

The Group has a stringent policy of ascertaining impairments, if any, as result of detailed scrutiny of major cases and through determining expected credit losses. Despite best estimates and periodic credit appraisals of customers, the Group's receivables are exposed to delinquency risks due to material adverse changes in business, financial or economic conditions that are expected to cause a significant change to the party's ability to meet its obligations. All such parameters relating to impairment or potential impairment are reviewed at each reporting date.

v) Provision and contingencies:

The assessments undertaken in recognizing provisions and contingencies have been made in accordance with Ind AS 37, 'Provisions, Contingent Liabilities and Contingent Assets'. The evaluation of the likelihood of the contingent events has required best judgment by management regarding the probability of exposure to potential loss. The timing of recognition and quantification of the liability requires the application of judgment to existing facts and circumstances, which can be subject to change.

vi) Income Tax:

The Group's tax jurisdiction is India. Significant judgements are involved in estimating budgeted profits for the purpose of paying advance tax, determining the provision for income taxes, including amount expected to be paid/recovered for uncertain tax positions.

Deferred tax assets are recognised for unused tax losses and unused tax credit to the extent that it is probable that taxable profit would be available against which the losses could be utilized. Significant management judgment is required to determine the amount of deferred tax assets that can be recognised, based upon the likely timing and the level of future taxable profits together with future tax planning strategies.

vii) Useful life and residual value of plant, property equipment and intangible assets:

The useful life and residual value of plant, property equipment and intangible assets are determined based on technical evaluation made by the management of the expected usage of the asset, the physical wear and tear and technical or commercial obsolescence of the asset. Due to the judgments involved in such estimations, the useful life and residual value are sensitive to the actual usage in future period.

2.4 Significant Accounting Policies

A) Property, Plant & Equipment & Capital work in Progress

- Recognition and measurement

Property, plant and equipment are tangible items that are held for use in the production or supply for goods and services, rental to others or for administrative purposes and are expected to be used for more than one period.

The cost of an item of property, plant and equipment is being recognized as an asset if and only if it is probable that future economic benefits associated with the item will flow to the Group and the cost of the item can be measured reliably.

Freehold lands are stated at cost. All other items of property, plant and equipment are stated at cost net of recoverable taxes less accumulated depreciation, and impairment loss, if any.

The cost of an asset includes the purchase cost of assets, including import duties and non-refundable taxes, and any directly attributable costs of bringing an asset to the location and condition of its intended use. Interest on borrowings used to finance the construction of qualifying assets are capitalized as part of the cost of the asset until such time that the asset is ready for its intended use.

Items of spare parts, stand-by equipments and servicing equipments which meet the definition of property, plant and equipment are capitalized. Other spare parts are carried as inventory and recognized in the statement of profit and loss on consumption. When parts of an item of Property, plant & equipments have different useful lives, they are accounted for as separate component.

When a significant part of property, plant and equipment are required to be replaced at intervals, the group derecognizes the replaced part and recognise the new part with its own associated life and it is depreciated accordingly. Likewise when a major repair is performed, its cost is recognised in the carrying amount of the plant and equipment as a replacement, if the recognition criteria are satisfied. All other repair and maintenance costs are recognized in the Statement of Profit and Loss as incurred.

The present value of the expected cost of decommissioning of an asset after its use, if any, is included in the cost of the respective asset if the recognition criteria of provisions are met.

The cost and related accumulated depreciation are eliminated from the financial statement upon sale or retirement of the asset and resultant gains or losses are recognized in the Statement of Profit and Loss.

Assets identified and technically evaluated as obsolete are retired from active use and held for disposal are stated at lower of its carrying amount and fair value less cost to sell.

Capital work-in-progress, representing expenditure incurred in respect of assets under development and not ready for their intended use, are carried at cost. Cost includes related acquisition expenses, construction cost, related borrowing cost and other direct expenditure.

- **Subsequent Expenditure.**

Subsequent expenditure is capitalized only if it is probable that the future economic benefits associated with the expenditure will flow to the Group.

B) Intangible Assets

Intangible assets are recognized when it is probable that the future benefits that are attributable to the assets will flow to the Group and the cost of the assets can be measured reliably.

Intangible assets acquired separately are measured on initial recognition at cost. Following initial recognition, intangible assets are carried at cost less accumulated amortization and accumulated impairment losses, if any.

Internally generated intangible assets, excluding capitalized development costs, are not capitalized and expenditure is reflected in the statement of profit and loss in the year in which the expenditure is incurred.

An intangible asset is derecognized on disposal, or when no future economic benefits are expected from its use. Gains or losses arising from derecognition of an intangible asset, measured as the difference between the net disposal proceeds and the carrying amount of the asset is recognized in profit or loss when the asset is derecognized.

C) Depreciation and Amortization

The classification of plant and machinery into continuous and non-continuous process is done as per their use and depreciation thereon is provided accordingly. Depreciation commences when the assets are available for their intended use. The depreciation is provided by applying the following method at the useful lives specified in schedule II to the Companies Act, 2013:

However, in respect of the plant and machinery acquired under Business Transfer Agreement by SPPL (Simbhaoli Power Private Limited), where life has been assessed based on technical advice, taking into account the nature of the asset, the estimated usage of the asset, the operating conditions of the asset etc.

Category of PPE	Depreciation Method
-Building owned by SPPL	Written down value Method
-Other Buildings	Straight line Method
-Plant & Machinery (used in generation of power)	Straight line Method
-Plant & Machinery (other than above)	Straight Line Method
-Computer Equipment	Straight line Method
-Furniture & Fixtures	Straight line Method
-Motor Vehicles	Written down value Method
-Office Equipment	Straight line Method

PPE costing up to Rs. 5,000 are fully depreciated in the year of purchase. Freehold land is not depreciated.

Intangible assets are amortized on a straight-line basis over the estimated useful economic life of the assets. The Group uses a rebuttable presumption that the useful life of intangible assets is ten years from the date when the assets is available for use.

Right-of-use assets are depreciated on straight line method (SLM) over the period of life of right-of-use assets or lease terms whichever expire earlier except in case of right of use assets, the ownership of which is proposed to be transferred to the Group or the cost of such assets reflects that the group will exercise a purchase option, the same is depreciated on straight line method (SLM) over the useful life of the assets.

"The estimated useful lives, residual values and depreciation method are reviewed at the end of each financial year and are given effect to wherever appropriate."

D) Leases

Ind AS 116 requires lessees to determine the lease term as the non-cancellable period of a lease adjusted with any option to extend or terminate the lease, if the use of such option is reasonably certain. The Group makes an assessment on the expected lease term on a lease-by-lease basis and thereby assesses whether it is reasonably certain that any options to extend or terminate the contract will be exercised. In evaluating the lease term, the Group considers factors such as any significant leasehold improvements undertaken over the lease term, costs relating to the termination of the lease and the importance of the underlying asset to Group's operations taking into account the location of the underlying asset and the availability of suitable alternatives. The lease term in future periods is reassessed to ensure that the lease term reflects the current economic circumstances.

- **The Group as a lessee**

"The Group assesses whether a contract contains a lease, at inception of a contract. A contract is, or contains, a lease if the contract conveys the right to control the use of an identified asset for a period of time in exchange for consideration. To assess whether a contract conveys the right to control the use of an identified asset, the group assesses whether: "

- > The contract involves the use of an identified asset.
- > The group has substantiated all of the economic benefits from use of the asset through the period of the lease and;
- > The group has the right to direct the use of the asset.

At the date of commencement of the lease, the Group recognizes a right-of-use asset ("ROU") and a corresponding lease liability for all lease arrangements in which it is a lessee, except for leases with a term of twelve months or less (short-term leases) and low value leases. For these short-term and low value leases, the group recognizes the lease payments as an operating expense on a straight-line basis over the term of the lease.

Certain lease arrangements include the options to extend or terminate the lease before the end of the lease term. ROU assets and lease liabilities includes these options when it is reasonably certain that they will be exercised.

The right-of-use assets are initially recognized at cost, which comprises the initial amount of the lease liability adjusted for any lease payments made at or prior to the commencement date of the lease plus any initial direct costs less any lease incentives. They are subsequently measured at cost less accumulated depreciation and impairment losses, if any.

Right-of-use assets are depreciated from the commencement date on a straight-line basis over the shorter of the lease term and useful life of the underlying asset.

Right-of-use assets is evaluated for recoverability whenever events or changes in circumstances indicate that their carrying amounts

may not be recoverable. For the purpose of impairment testing, the recoverable amount (i.e. the higher of the fair value less cost to sell and the value-in-use) is determined on an individual asset basis unless the asset does not generate cash flows that are largely independent of those from other assets. In such cases, the recoverable amount is determined for the Cash Generating Unit (CGU) to which the asset belongs.

The lease liability is initially measured at amortized cost at the present value of the future lease payments. The lease payments are discounted using the interest rate implicit in the lease or, if not readily determinable, using the incremental borrowing rates in the country of domicile of these leases. Lease liabilities are re-measured with a corresponding adjustment to the related right-of-use asset if the Group changes its assessment of whether it will exercise an extension or a termination option.

Lease liability and ROU asset have been separately presented in the Balance Sheet and lease payments have been classified as financing cash flows.

- **As a lessor**

Leases for which the group is a lessor is classified as finance lease or operating lease. Whenever the terms of the lease transfer substantially all the risks and rewards of ownership to the lessee, the contract is classified as finance lease. All other leases are classified as operating lease. When the group is an intermediate lessor, it accounts for its interests in the head lease and the sub-lease separately. The sub-lease is classified as finance lease or operating lease with reference to right-of-use asset arising from the head lease.

For operating leases, rental income is recognized on a straight line basis over the term of such lease.

E. Government Grant

Grants from the government are recognized at their fair value where there is reasonable assurance that the grant will be received, and the group will comply with all attached conditions.

Governments Grants relating to the purchase, construction or otherwise acquired non-current assets, are recognized as deferred income in the balance sheet and are credited to profit or loss on a systematic and rational basis over the expected lives of the related assets and presented in other income.

Government Grants that are receivable as compensation for expenses or losses already incurred or for the purpose of giving immediate financial support to the group with no future related costs are recognized in statement of profit or loss in the period in which they become receivable.

F. Borrowing

Long term borrowing are initially recognised at net of material transaction costs incurred and measured at amortised cost. Any difference between the proceeds (net of transaction costs) and the redemption amount is recognised in the statement of Profit and Loss over the period of the borrowing using the effective interest method.

G. Borrowing Cost

Borrowing costs directly attributable to the acquisition, construction or production of a qualifying asset are capitalized during the period of time that is required to complete and prepare the asset for its intended use or sale. Qualifying assets are assets that necessarily take a substantial period of time to get ready for their intended use or sale. Borrowing costs consist of interest and other costs that the Group incurs in connection with the borrowing of funds. Borrowing costs also include exchange differences to the extent regarded as an adjustment to the borrowing costs. Other borrowing costs are expensed in the period in which they are incurred.

H. Employee benefit plans:

Expenses and liabilities in respect of employee benefits are recorded in accordance with Indian Accounting Standard (Ind AS)-19 - 'Employee Benefits'.

Short-term employee benefits

Short-term employee benefit obligations are measured on an undiscounted basis and are expensed as the related service is provided. A liability is recognized for the amount expected to be paid e.g., under short-term cash bonus, if the Group has a present legal or constructive obligation to pay this amount as a result of past service provided by the employee, and the amount of obligation can be estimated reliably.

Defined contribution plans

A defined contribution plan is a post-employment benefit plan under which an entity pays fixed contributions into a separate entity and will have no legal or constructive obligation to pay further amounts. The Group makes specified monthly contributions towards Government administered provident fund scheme. Obligations for contributions to defined contribution plans are recognized as an employee benefit expense in statement of profit or loss in the periods during which the related services are rendered by employees. Prepaid contributions are recognized as an asset to the extent that a cash refund or a reduction in future payments is available.

Retirement benefit in the form of superannuation fund is a defined contribution scheme. The Group has established a Superannuation Fund Trust to which contributions are made quarterly. The Group recognizes contribution payable to the superannuation fund scheme as expenditure, when an employee renders the related service. The Group has no other obligations beyond its quarterly contributions.

Defined benefit plans

A defined benefit plan is a post-employment benefit plan other than a defined contribution plan. The Group's net obligation in respect of defined benefit plans is calculated separately for each plan by estimating the amount of future benefit that employees have earned in the current and prior periods, discounting that amount and deducting the fair value of any plan assets.

The calculation of defined benefit obligation is performed annually by a qualified actuary using the projected unit credit method. When the calculation results in a potential asset for the group, the recognized asset is limited to the present value of economic benefits available in the form of any future refunds from the plan or reductions in future contributions to the plan ('the asset ceiling'). In order to calculate the present value of economic benefits, consideration is given to any minimum funding requirements.

Re-measurements of the net defined benefit liability, which comprise actuarial gains and losses, the return on plan assets (excluding interest) and the effect of the asset ceiling (if any, excluding interest), are recognized as other comprehensive income. The group determines the net interest expense (income) on the net defined benefit liability (asset) for the period by applying the discount rate used to measure the defined benefit obligation at the beginning of the annual period to the then-net defined benefit liability (asset), taking into

account any changes in the net defined benefit liability (asset) during the period as a result of contributions and benefit payments. Net interest expense and other expenses related to defined benefit plans are recognized in profit or loss.

When the benefits of a plan are changed or when a plan is curtailed, the resulting change in benefit that relates to past service ('past service cost' or 'past service gain') or the gain or loss on curtailment is recognized immediately in statement of profit or loss. The group recognizes gains and losses on the settlement of a defined benefit plan when the settlement occurs.

Other long-term employee benefits

The Group's net obligation in respect of long-term employee benefits other than post-employment benefits is the amount of future benefit that employees have earned in return for their service in the current and prior periods; that benefit is discounted to determine its present value, and the fair value of any related assets is deducted. The obligation is measured on the basis of an annual independent actuarial valuation using the projected unit credit method. Re-measurements gain or losses are recognized in statement of profit or loss in the period in which they arise.

Voluntary Retirement Scheme

Expenditure on voluntary retirement scheme is charged to the Statement of Profit and Loss in the year in which it is incurred.

I. Inventories

Inventories, except By-products are valued at the lower of cost and net realizable value. By-products are valued at estimated net realizable value. The bases of determining cost for different categories of inventory are as follows:

Stores and spare parts	- Monthly weighted average
Raw materials	- First in first out (FIFO)
Process stocks/finished goods	- Material cost plus appropriate share of labour and manufacturing overheads.
Stock in trade	- First in first out (FIFO)

J. Financial Instruments

i) Financial Asset

• **Classification**

The group classifies financial assets as subsequently measured at amortized cost, fair value through other comprehensive income or fair value through profit or loss on the basis of its business model for managing the financial assets and contractual cash flow characteristics of the financial asset.

• **Initial Recognition and Measurement**

All financial assets are recognised initially at fair value, in the case of financial assets not recorded at fair value through profit or loss, transaction costs that are attributable to the acquisition of the financial asset.

The financial assets include equity and debt securities, trade and other receivables, loans and advances, cash and bank balances and derivative financial instruments.

• **Subsequent Measurement**

For the purpose of subsequent measurement, financial assets are classified in the following categories:

- At amortized cost,
- At fair value through other comprehensive income (FVTOCI), and
- At fair value through profit or loss (FVTPL).

• **Debt instrument at amortized cost**

A "Debt instrument" is measured at the amortized cost if both the following condition are met:

- The assets are held within a business model whose objective is to hold assets for collecting contractual cash flow (business model test), and
- Contractual terms of the assets give rise on specified dates to cash flows that are solely payments of principle and interest on the principle amount outstanding (contractual cash flow characteristics).

After initial measurement, such financial assets are subsequently measured at amortized cost using the effective interest rate (EIR) method. Amortized cost is calculated by taking into account any discount, premium, fee or costs that are an integral part of an EIR. The EIR amortization is included in finance income in the statement of profit and loss. The losses arising from impairment are recognized in the statement of profit and loss.

• **Debt instrument at fair value through profit or loss**

Debt instruments included within the fair value through profit or loss (FVTPL) category are measured at fair value with all changes recognized in the statement of profit and loss.

• **Debt instruments at fair value through other comprehensive income**

A financial asset should be measured at FVTOCI if both the following conditions are met:

- The asset is held within a business model in which asset are managed both in order to collect contractual cash flows and for sale, and
- Contractual terms of the assets give rise on specified dates to cash flows that are solely payments of principle and interest on the principle amount outstanding.

After initial measurement (at fair value minus transaction cost), such financial assets are measured at fair value with changes in fair value recognized in Other comprehensive income except for:

- (i) Interest calculated using EIR
- (ii) Foreign exchange gain and losses, and
- (iii) Impairment losses and gains

• **Equity investments**

"All equity investments in the scope of Ind AS 109 are measured at fair value. Deemed cost is the carrying amount under the previous

GAAP as at the transition date i.e. April 01, 2016. Equity instruments included within the FVTPL category, if any, are measured at fair value with all changes recognized in statement of profit or loss. The Group may make an irrevocable election to present in OCI subsequent changes in the fair value. The Group makes such election on an instrument-by-instrument basis. The classification is made on initial recognition and is irrevocable. When the fair value has been determined based on level 3 inputs, the difference between the fair value at initial recognition and the transaction price, if loss, is recognized through retained earnings and after initial recognition subsequent changes in fair value of equity instruments is recognised as gain or loss to the extent it arises from change in input to valuation technique. If the Group decides to classify an equity instrument at FVTOCI, then all fair value changes on the instrument, excluding dividends, are recognized in OCI. There is no recycling of the amounts from OCI to profit or loss, even on sale of investment. However, the Group may transfer the cumulative gain or loss within equity. "

- **De-recognition**

A financial asset (or, where applicable, a part of a financial asset) is primarily derecognized when:

- The right to receive cash flows from the assets have expired or
- The group has transferred substantially all the risks and rewards of the assets, or
- The group has neither transferred nor retained substantially all the risks and rewards of the assets, but has transferred control of the assets.

- ii) **Financial liabilities**

- **Classification**

Debt and equity instruments issued by the group are classified as either financial liabilities or as equity in accordance with the substance of the contractual agreements and the definitions of financial liability and equity instrument.

- **Initial recognition and measurement**

The group recognizes financial liability when it becomes a party to the contractual provision of the instrument. All financial liabilities are recognized initially at fair value, for financial liability not subsequently measured at FVTPL, at transaction costs that are directly attributable to the issue of financial liability.

- **Subsequent Measurement**

All financial liabilities are subsequently measured at amortised cost using the effective interest method or at FVTPL.

- **Financial liability at amortized cost**

After initial recognition, interest-bearing loans and borrowings are subsequently measured at amortized cost using the Effective Interest Rate (EIR) method. Gain and losses are recognized in statement of profit and loss when the liabilities are derecognized.

Amortization cost is calculated by taking into account any discount or premium on acquisition and transaction cost. These amortization is included as finance cost in the statement of profit and loss.

This category generally applies to loans & borrowings.

- **Financial liability at FVTPL**

Financial liabilities are classified at FVTPL when the financial liability is either contingent consideration recognized by the group as an acquirer in a business combination to which Ind AS 103 applies or is held for trading or it is designed as at FVTPL.

Financial liabilities at FVTPL are stated at fair value, with any gain or loss arises on re-measurement recognized in profit or loss. The net gain or loss recognized in profit or loss incorporates any interest paid on the financial liability.

- **Equity Instrument**

An equity instrument is any contract that evidences a residual interest in the assets of an entity after deducting all of its liabilities. Equity instruments issued by the group are recognized at the proceeds received, net of direct issue cost.

Repurchase of the group's own equity instruments is recognized and deducted directly in equity. No gain or loss is recognized in profit or loss on the purchase, sale, issue, or cancellation of the group's own equity instruments.

- **De-recognition**

A financial liability is derecognized when the obligation under the liability is discharged or cancelled or expired. When an existing financial liability is replaced by another from the same lender on substantially different terms, or the terms of an existing liability are substantially modified, such an exchange or modification is treated as the de-recognition of the original liability and the recognition of a new liability. The difference in the respective carrying amount recognized in the Statement of Profit and Loss.

- **Offsetting of financial instrument**

Financial assets and financial liabilities are offset and the net amount is reported in the balance sheet if there is a currently enforceable legal right to offset the recognized amounts and there is an intention to settle on a net basis, to realize the assets and settle the liabilities simultaneously.

K. Cash and Cash Equivalents

Cash and cash equivalents include cash on hand, cheques on hand, deposits held at call with banks, balance with banks on current account and short term, highly liquid investments with an original maturity of three months or less that are readily convertible to cash and which are subject to an insignificant risk of changes in value.

For the purpose of statement of cash flow, cash and cash equivalents consist of cash and short term deposits, net of outstanding bank overdraft as they being considered as integral part of the group's cash management.

L. Revenue recognition

Revenue is recognized to the extent that it is probable that the economic benefits will flow to the group and the revenue can be reliably measured.

Sale of Goods

The Group derives revenue primarily from, sale of sugar and other by-products produced from processing of sugar cane, and sale of chemical, liquor etc. Revenue from sale of goods is recognized upon transfer of control of promised products or services to customers in an amount that reflects the consideration, the group expect to receive in exchange of those products or services. Revenue is inclusive of excise duty and excluding estimated discount and pricing incentives, rebates, other similar allowances to the customers and also excluding value added taxes, goods and other taxes and amounts collected on behalf of third parties or government, if any.

Revenue from Contracts

Revenue from contracts with customers is recognised upon satisfaction of performance obligation by transferring of control of promised products or services to customers at an amount of the transaction price that is allocated to that performance obligation. The transaction price is the amount that the Group expects to be entitled to in exchange of transferring promised goods or services to a customer.

The Group identifies each performance obligation at contract inception to determine whether it satisfies the performance obligation over time or at a point of time. Accordingly:

Revenue related to fixed price maintenance and support services contracts where the Group is standing ready to provide services is recognised based on time elapsed mode and revenue is straight lined over the period of performance.

In respect of other fixed-price contracts, revenue is recognised using percentage-of-completion method ('POC method') of accounting with contract costs incurred determining the degree of completion of the performance obligation. The contract costs used in computing the revenues include cost of fulfilling warranty obligations.

Revenue from the sale of distinct third party equipment is recognised at the point in time when control is transferred to the customer.

The solutions offered by the Company may include supply of third-party equipment. In such cases, revenue for supply of such third party products are recorded at gross or net basis depending on whether the Company is acting as the principal or as an agent of the customer. The Company recognises revenue in the gross amount of consideration when it is acting as a principal and at net amount of consideration when it is acting as an agent.

Revenue from Power generation is recognised on accrual basis as per terms of Power Purchase Agreement (PPA) with Uttar Pradesh Power Corporation Limited. The normal credit term is 30 days upon delivery.

Revenue is measured based on the transaction price, which is the consideration, adjusted for volume discounts, service level credits, performance bonuses, price concessions and incentives, if any, as specified in the contract with the customer. Revenue also excludes taxes collected from customers.

The Group considers whether there are other promises in the contract that are separate performance obligations to which a portion of the transaction price needs to be allocated. In determining the transaction price, the Group considers the effects of variable consideration, the existence of significant financing components, non-cash consideration, and consideration payable to the customer (if any).

Variable consideration

If the consideration in a contract includes a variable amount, the Group estimates the amount of consideration to which it will be entitled in exchange for transferring the goods to the customer. The variable consideration is estimated at contract inception and constrained until it is highly probable that a significant revenue reversal in the amount of cumulative revenue recognised will not occur when the associated uncertainty with the variable consideration is subsequently resolved. The terms of power efficiency adjustment on sale of power in contracts with customer give rise to variable consideration.

Group's contract with customers does not contain any significant financing component or non-cash consideration or right to return with customers.

Contract balances

Contract assets

A contract asset is the right to consideration in exchange for goods or services transferred to the customer. If the Group performs by transferring goods or services to a customer before the customer pays consideration or before payment is due, a contract asset is recognised for the earned consideration that is conditional. The contract assets are shown as "Unbilled Income".

Trade receivables

A receivable represents the Group's right to an amount of consideration that is unconditional (i.e., only the passage of time is required before payment of the consideration is due).

Contract liabilities

A contract liability is the obligation to transfer goods or services to a customer for which the Group has received consideration (or an amount of consideration is due) from the customer. If a customer pays consideration before the Group transfers goods or services to the customer, a contract liability is recognised when the payment is made or the payment is due (whichever is earlier). Contract liabilities are recognised as revenue when the Group performs under the contract. Contract liabilities are shown as "Advance from Customers".

Contracts are subject to modification to account for changes in contract specification and requirements. The Company reviews modification to contract in conjunction with the original contract, basis which the transaction price could be allocated to a new performance obligation, or transaction price of an existing obligation could undergo a change. In the event transaction price is revised for existing obligation, a cumulative adjustment is accounted for.

Interest Income

Interest income from a financial asset is recognized when it is probable that the economic benefit will flow to the group and the amount of income can be measured reliably. Interest income is accrued on a time basis, by reference to the principal outstanding and at the effective interest rate applicable, which is the rate that exactly discounts estimated future cash receipts through the expected life of the financial asset to that asset's net carrying amount on initial recognition.

Dividend Income

Dividend income is recognized when the Group's right to receive the dividend is established, it is probable that the economic benefits associated with the dividend will flow to the entity and the amount of the dividend can be measured reliably i.e. in case of interim dividend, on the date of declaration by the Board of Directors; whereas in case of final dividend, on the date of approval by the shareholders.

Export Incentives

Export incentives are accounted for in the year of exports based on eligibility and when there is no significant uncertainty in receiving the same.

Insurance Claims

Insurance claim are accounted for on the basis of claims admitted / expected to be admitted and to the extent that the amount recoverable can be measured reliably and it is reasonable to expect ultimate collection.

Income from REC

Income from REC is recognized to the extent approved and credited in company's favour by concerned authority in the account maintained with Renewable Energy Certificate Registry of India at the minimum expected realizable value, determined based on the rates specified under the relevant regulations. The difference between the amount recognized initially and the amount realized on sale of such RECs at the Power Exchange are accounted for as and when such sale take place.

M. Expenses

All expenses are accounted for on accrual basis.

N. Foreign currency translations

Consolidated financial statements have been presented in Indian Rupees (INR), which is Group's functional and presentation currency.

i. Initial Recognition

Transactions in foreign currencies are initially recorded at the functional currency spot rate prevailing at the date the transaction first qualifies for recognition.

ii. Transactions and balances

Monetary assets and liabilities related to foreign currency transactions outstanding at the balance sheet date are translated at the functional currency spot rate of exchange prevailing at the balance sheet date. Any income or expense arising on account of foreign exchange difference either on settlement or on translation is recognized in the Statement of Profit and Loss.

O. Taxes

i. Income tax

Income tax comprises current and deferred tax. It is recognized in profit or loss except to the extent that it relates to a business combination or to an item recognized directly in equity or in other comprehensive income.

ii. Current tax

Current tax comprises the expected tax payable or receivable on the taxable income or loss for the year and any adjustment to the tax payable or receivable in respect of previous years. The amount of current tax reflects the best estimate of the tax amount expected to be paid or received after considering the uncertainty, if any, related to income taxes. It is measured using tax rates (and tax laws) enacted or substantively enacted by the reporting date.

Current tax assets and current tax liabilities are offset only if there is a legally enforceable right to set off the recognized amounts, and it is intended to realize the asset and settle the liability on net basis or simultaneously.

iii. Deferred tax

Deferred tax is recognized in respect of temporary differences between the carrying amounts of assets and liabilities for financial reporting purposes and the corresponding amounts used for taxation purposes. Deferred tax is also recognized in respect of carried forward tax losses and tax credits. Deferred tax is not recognized for:

- Temporary differences arising on the initial recognition of assets or liabilities in a transaction that is not a business combination and that affects neither accounting nor taxable profit or loss at the time of the transaction;
- Temporary differences related to investments in subsidiaries, associates and joint arrangements to the extent that the group is able to control the timing of the reversal of the temporary differences and it is probable that they will not reverse in the foreseeable future; and
- Taxable temporary differences arising on the initial recognition of goodwill.

Deferred tax assets are recognized to the extent that it is probable that future taxable profits will be available against which they can be used. In case of a history of continuous losses, the group recognizes a deferred tax asset only to the extent that it has sufficient taxable temporary differences or there is convincing other evidence that sufficient taxable profit will be available against which such deferred tax asset can be realized. Deferred tax assets – unrecognized or recognized, are reviewed at each reporting date and are recognized/reduced to the extent that it is probable/ no longer probable respectively that the related tax benefit will be realized.

Deferred tax is measured at the tax rates that are expected to apply to the period when the asset is realized, or the liability is settled, based on the laws that have been enacted or substantively enacted by the reporting date. The measurement of deferred tax reflects the tax consequences that would follow from the manner in which the group expects, at the reporting date, to recover or settle the carrying amount of its assets and liabilities.

Deferred tax assets and liabilities are offset if there is a legally enforceable right to offset current tax liabilities and assets, and they relate to income taxes levied by the same tax authority on the same taxable entity, or on different tax entities, but they intend to settle current tax liabilities and assets on a net basis or their tax assets and liabilities will be realized simultaneously.

Minimum Alternate Tax (MAT) credits is recognized as deferred tax assets in the Balance Sheet only when the asset can be measured reliably and to the extent there is convincing evidence that sufficient taxable profit will be available against which the MAT credits can be utilized by the company in future.

P. Impairment

• Non-financial assets

Goodwill and Intangible assets that have an indefinite useful life are not subject to amortization but are tested annually for impairment.

Other intangible assets and property, plant and equipment are evaluated for recoverability whenever events or changes in circumstances indicate that their carrying amounts may not be recoverable. For the purpose of impairment testing, the recoverable amount (i.e. the higher of the fair value less cost to sell and the value-in-use) is determined on an individual asset basis unless the asset does not generate cash flows that are largely independent of those from other assets. In such cases, the recoverable amount is determined for the Cash Generating Unit (CGU) to which the asset belongs.

The carrying amount of assets is reviewed at each balance sheet date, if there is any indication of impairment based on internal/external factor. An asset is impaired when the carrying amount of the assets exceeds the recoverable amount. If the recoverable amount of an asset or CGU is estimated to be less than its carrying amount, the carrying amount of the asset (or CGU) is reduced to its recoverable amount. An impairment loss is recognized in the statement of profit or loss in the year in which an asset is identified as impaired.

An impairment loss is reversed in the statement of profit and loss if there has been a change in the estimates used to determine the recoverable amount. The carrying amount of the asset is increased to its revised recoverable amount, provided that this amount does

not exceed the carrying amount that would have been determined (net of any accumulated amortization or depreciation) had no impairment loss been recognized for the asset in prior years.

• **Financial assets**

The group applies 'simplified approach' measurement and recognition of impairment loss on the following financial assets and credit risk exposure:

- Financial assets that are debt instrument and are measured at amortized cost e.g. loans, debt securities, deposits, and bank balance.

- Trade receivables:

The application of simplified approach does not require the group to track changes in credit risk. Rather, it recognizes impairment loss allowance based on life time expected credit loss at each reporting date, right from its initial recognition.

Q. Earnings per share

Basic earnings per share are calculated by dividing the profit/loss for the year (before other comprehensive income), attributable to the equity shareholders, by the weighted average number of equity shares outstanding during the year.

Diluted earnings per share are calculated by dividing the profit/(loss) for the year (before other comprehensive income), adjusting the after tax effect of interest and other financing costs associated with dilutive potential equity shares, attributable to the equity shareholders, by the weighted average number of equity shares considered for deriving basic earnings per share and also the weighted average number of equity shares which could be issued on the conversion of all dilutive potential equity shares.

R. Provisions

Provisions are recognized when the Group has a present obligation (legal or constructive) as a result of a past event, it is probable that an outflow of resources embodying economic benefits will be required to settle the obligation and a reliable estimate can be made of the amount of the obligation. The expense relating to a provision is presented in the statement of profit or loss net of any reimbursement. Provisions are not recognized for future operating losses.

If the effect of the time value of money is material, provisions are discounted using a current pre-tax rate that reflects, when appropriate, the risks specific to the liability. When discounting is used, the increase in the provision due to the passage of time is recognized as a finance cost.

Contingent liabilities are possible obligations that arise from past events and whose existence will only be confirmed by the occurrence or non-occurrence of one or more future events not wholly within the control of the Group. Where it is not probable that an outflow of economic benefits will be required, or the amount cannot be estimated reliably, the obligation is disclosed as a contingent liability, unless the probability of outflow of economic benefits is remote.

A contingent asset is not recognized but disclosed, when possible asset that arises from past events and whose existence will be confirmed only by the occurrence or non-occurrence of one or more uncertain future events not wholly within the control of the entity.

Provisions, contingent liabilities and contingent assets are reviewed at each balance sheet date.

S. Operating Segments

The Group's operating segments are established on the basis of those components of the Group that are evaluated regularly by the Board of Directors (the 'Chief Operating Decision Maker' as defined in Ind AS 108 - 'Operating Segments'), in deciding how to allocate resources and in assessing performance. These have been identified taking into account nature of products and services, the different risks and returns and the internal business reporting systems.

Revenue and Expenses have been identified to a segment on the basis of relationship to operating activities of the segment. Revenue and Expenses which relate to enterprise as a whole and are not allocable to a segment on reasonable basis have been disclosed as "Unallocable".

Segment Assets and Segment Liabilities represent Assets and Liabilities in respective segments. Assets and Liabilities that cannot be allocated to a segment on reasonable basis have been disclosed as "Unallocable".

T. Cash Flow Statement

Cash flows are stated using the indirect method, whereby profit/loss before tax is adjusted for the effects of transactions of a non-cash nature, any deferrals or accruals of past or future operating cash receipts or payments and items of incomes and expenses associated with investing or financing flows. The cash flows from operating, investing and financing activities of the Group are segregated.

3.01 Property, plant and equipment

Particulars	Land Freehold	Buildings	Railway Siding	Plant & Machinery	Furniture & Fixtures	Vehicles	Other Equipments	Total
Gross block								
Gross carrying amount as at April 01, 2021	85,125.11	16,757.18	0.50	79,440.28	256.47	189.35	824.39	182,593.28
Additions during the year	-	15.73	-	671.97	3.21	6.19	38.73	735.83
less:-Disposals/Deductions during the year	-	-	-	29.41	0.06	29.67	1.71	60.85
Gross carrying amount as at March 31, 2022	85,125.11	16,772.91	0.50	80,082.84	259.62	165.87	861.41	183,268.26
Depreciation								
As at April 01, 2021	-	6,475.74	0.50	24,519.69	190.29	174.16	640.85	32,001.23
Depreciation for the year	-	572.49	-	3,568.98	12.38	7.96	69.89	4,231.70
less:-Disposals/Deductions during the year	-	-	-	26.33	0.06	18.85	1.65	46.89
Accumulated depreciation as at March 31, 2022	-	7,048.23	0.50	28,062.34	202.61	163.27	709.09	36,186.04
Net carrying amount as at March 31, 2022 # #	85,125.11	9,724.68	-	52,020.50	57.01	2.60	152.32	147,082.22

3.01 Property, plant and equipment

Particulars	Land Freehold	Buildings	Railway Siding	Plant & Machinery	Furniture & Fixtures	Vehicles	Other Equipments	Total
Gross block								
Gross carrying amount as at April 01, 2022	85,125.11	16,772.91	0.50	80,082.84	259.62	165.87	861.41	183,268.26
Additions during the year	-	48.28	-	844.75	4.53	52.09	26.10	975.75
less:-Disposals/Deductions during the year	-	-	-	73.84	0.85	52.67	1.72	129.08
Gross carrying amount as at March 31, 2023	85,125.11	16,821.19	0.50	80,853.75	263.30	165.29	885.79	184,114.93
Depreciation								
As at April 01, 2022	-	7,048.23	0.50	28,062.34	202.61	163.27	709.09	36,186.04
Depreciation for the year	-	416.06	-	2,719.08	10.07	4.28	34.76	3,184.25
Less:-Disposals/Deductions during the year	-	-	-	27.45	0.85	51.02	1.71	81.03
Accumulated depreciation as at March 31, 2023	-	7,464.29	0.50	30,753.97	211.83	116.53	742.14	39,289.26
Net carrying amount as at March 31, 2023 #	85,125.11	9,356.90	-	50,099.78	51.47	48.76	143.65	144,825.67

Refer Note no. 4

Refer Note no. 23

Notes:

- The Group has availed loan from banks and other entities against securities of aforesaid assets. The details of charge created and security terms against borrowings are stated at Note No.9
- Refer note no.6(i) for the information on contractual commitments for acquisition of property, plant and equipments

3.01 a) Title deeds of immovable property not held in name of Simbhaoli Sugars Limited

As at March 31, 2022 & 2023

Relevant line item in the Balance Sheet	Description of the property	Gross carrying amount (Rs in Lacs)	Title deed held in the name of	Whether title deed holder is promoter, director or relative of promoter/ director or employee of promoter/ director	Property held since	Reason for not being held in the name of the company
Property, plant and equipment	Land at Simbhaoli Sugars Limited -Brijnathpur (U.P)	42.30	Mr. Yaswant Lal	No.	01/04/2015	The land had been acquired under the scheme of Amalgamation and were not registered in the name of Erstwhile amalgamated Company. The Company had taken steps to get the land registered in its name and already filed petition before Assistant Collector, which has not been adjudicated till date.
		12.47	Mr. Mohd.Yameen	No.	01/04/2015	The land had been acquired under the scheme of Amalgamation and were not registered in the name of Erstwhile amalgamated Company. It could not be transferred in the name of the company because transferor has expired. The Company had been in negotiations with the legal heirs of the transferor and in process of completing the legal formalities for getting the Land registered in its name.

Notes:

- Land parcels of 367.58 acre is registered in the name of the Company.
- Land admeasuring 6.843 acre is in the process of registration in the name of the Company.
- During the year 1938, Company has acuried land on lease hold admeasuring 28 bigha and 2 biswa (approx. 17 acres) situted at Buxer and Bhoapur Mastan nagar Simbhaoli vide agreement dated 26.07. 1938 and registered in the name of Company. In year 1996, State Government initiated the proceeding under Uttar Pradesh Zamindari Abolition and Land Reforms Act, 1950 against the Comany and cancel the lease deed. The Company had filed the writ petition against the impugned order before Hon'ble High Court, on which and interim Stay was granted and matter is sub-judice.

3.02 Capital work-in-progress

(₹ in lacs)

Particulars	Capital Work Progress
Opening Balance	
As at April 01, 2021	62.24
Addition during the year	396.25
Less:- Capitalised during the year	62.24
Closing Balance as at March 31, 2022 # #	396.25
Opening Balance	
As at April 01, 2022	396.25
Addition during the year	185.35
Less:- Capitalised during the year	329.68
Closing Balance as at March 31, 2023 #	251.92

3.02 (a) Capital Work-in-progress aging schedule

(₹ in lacs)

Particulars	Amount in CWIP for a period of				Total
	Less than 1 year	1-2 year	2-3 year	More than 3 year	
CWIP ageing Schedule as at March March 31 ,2022 # #					
Project in Process	396.25	-	-	-	396.25
Project temporarily suspended *	-	-	-	-	-
CWIP ageing Schedule as at March March 31 ,2023 #					
Project in Process	99.20	66.57	-	-	165.77
Project temporarily suspended *	86.15	-	-	-	86.15

*No Projects have been temporarily suspended.

3.02 (b) There is no project in progress as at March 31, 2022 and March 31, 2023 whose completion is overdue nor the cost of any project has exceeded the amount compared to its original plan.

3.03 Other Intangible Assets

(₹ in lacs)

Particulars	Software
Gross Block	
Gross carrying amount as at April 01, 2021	117.32
Additions during the year	1.07
Less:-Disposals/Deductions during the year	0.60
Gross carrying amount as at March 31, 2022	117.79
Amortisation	
As at April 01, 2021	59.94
Amortisation for the year	14.84
Less:-Disposals/Deductions during the year	0.60
As at March 31, 2022	74.18
Net carrying amount as at March 31, 2022 #	43.61
Gross block	
Gross carrying amount as at April 01, 2022	117.79
Additions during the year	-
Less:-Disposals/Deductions during the year	-
Gross carrying amount as at March 31, 2023	117.79
Amortisation	
As at April 01, 2022	74.18
Amortisation for the year	12.68
less:-Disposals/Deductions during the year	-
As at March 31, 2023	86.86
Net carrying amount as at March 31, 2023 #	30.93

Refer Note no. 4

Refer Note no. 23

NON CURRENT ASSETS

FINANCIAL ASSETS

3.04 INVESTMENTS

	As at March 31 2023 (₹ In lacs)	As at March 31 2022 (₹ In lacs)
Investment in Government securities (at cost)		
Unquoted		
6-Years Post Office National Savings Certificate	5.62	4.62
Other (at deemed cost)		
One share of Rs. 20 fully paid up in Simbhaoli Co-operative Cane Development Union Limited (*Rs. 20)	*	*
Other		
- Unquoted		
Casetech Employees Share Plan Trust	0.15	0.15
	5.77	4.77
Aggregate amount of		
- Quoted	-	-
- Unquoted	5.77	4.77
Summary:		
- Aggregate investments carried at cost	5.77	4.77
- Aggregate investments carried at amortised cost	-	-
- Aggregate investments carried at fair value through other comprehensive income	-	-

3.05 TRADE RECEIVABLES

Particulars	As at March 31, 2023 # (₹ In lacs)	As at March 31, 2022 ## (₹ In lacs)
Trade receivables - Considered good Secured	-	-
Trade receivables - Considered good Unsecured	683.03	683.03
Trade receivables which have significant increase in credit risk	-	-
Trade receivables credit impaired	-	-
	683.03	683.03

Refer Note no.4

Refer Note no.23

3.05(a) Trade Receivables ageing schedule

Trade Receivables ageing schedule as at March 31, 2023 #

Particulars	Outstanding for the following periods from due date of payments						Total
	Unbilled Revenue*	Less than 6 Months	6 Months -1 Year	1-2 Years	2-3 years	More than 3 years	
Undisputed considered good	-	-	-	-	683.03	-	683.03
Undisputed Trade Receivables– which have significant increase in credit risk	-	-	-	-	-	-	-
Undisputed credit impaired	-	-	-	-	-	-	-
Disputed considered good	-	-	-	-	-	-	-
Undisputed Trade Receivables– which have significant increase in credit risk	-	-	-	-	-	-	-
Disputed Trade Receivables – credit impaired	-	-	-	-	-	-	-
Sub Total	-	-	-	-	683.03	-	683.03
Less: Allowance for expected credit loss	-	-	-	-	-	-	-
Total	-	-	-	-	683.03	-	683.03
As at March 31,2022 # #							
Undisputed considered good	-	-	-	683.03	-	-	683.03
Undisputed Trade Receivables– which have significant increase in credit risk	-	-	-	-	-	-	-
Undisputed credit impaired	-	-	-	-	-	-	-
Disputed considered good	-	-	-	-	-	-	-
Undisputed Trade Receivables– which have significant increase in credit risk	-	-	-	-	-	-	-
Disputed Trade Receivables – credit impaired	-	-	-	-	-	-	-
Sub Total	-	-	-	683.03	-	-	683.03
Less: Allowance for expected credit loss	-	-	-	-	-	-	-
Total	-	-	-	683.03	-	-	683.03

Refer Note no.4

Refer Note no.23

3.06 OTHER FINANCIAL ASSETS (carried at amortised cost)

	As at March 31, 2023 #	As at March 31, 2022 ##
Fixed deposits with banks (Earmarked)	140.63	199.15
Interest accrued on fixed deposits	7.72	9.96
Security deposits	13.27	11.27
	161.62	220.38

Refer Note no.4

Refer Note no.23

3.07 DEFERRED TAX ASSET/ (LIABILITY)
A) Deferred Tax Asset/ (Liability)

	As at March 31, 2023 # ₹ in lacs	As at March 31, 2022 # ₹ in lacs
Deferred Tax Asset :		
On account of carried forward losses	22.15	593.11
On account of carried forward unabsorbed depreciation	17,807.28	19,286.53
Liabilities and provisions tax deductible only upon payment/actual crystallization:		
-Interest payable to banks/financial institutions	10,206.80	8,987.88
-Others	1,110.01	1,072.44
	29,146.24	29,939.96
Deferred Tax Liability :		
On account of accelerated depreciation for tax purposes	8,693.10	9,271.26
On account of difference in the tax base value and carrying amount of land	20,335.12	20,543.33
	29,028.22	29,814.59
Mat Credit Entitlement	-	3.65
Net Deferred Tax	118.02	129.02

B) Movement in deferred tax liabilities/ deferred tax assets

Particulars	Carried forward losses & Unabsorbed depreciation	Property Plant & Equipment	Interest Payable to banks/Financial Institutions	Other Items	Mat Credit entitlement	Total
At 31st March 2021	20,661.33	(30,644.88)	8,999.93	1,114.07	0.99	131.43
(Charged)/credited:-						
-to profit & loss	(781.69)	830.29	(12.05)	(38.67)	2.66	0.55
-to other comprehensive income	-	-	-	(2.96)	-	(2.96)
At 31st March 2022##	19,879.64	(29,814.59)	8,987.88	1,072.44	3.65	129.02
(Charged)/credited:-						
-to profit & loss	(2,050.21)	786.37	1,218.92	33.70	(3.65)	(14.87)
-to other comprehensive income	-	-	-	3.87	-	3.87
At 31st March 2023#	17,829.43	(29,028.22)	10,206.80	1,110.01	0.00	118.02

C) Unrecognised deductible temporary differences, unused tax losses and unused tax credits

Deferred tax assets have not been recognised in respect of following items, because it is not probable that future taxable profit will be available against which the Company can use the benefit therefrom.

	As at March 31, 2023 # ₹ in lacs	As at March 31, 2022 # ₹ in lacs
Deferred Tax Asset :		
Tax Effect on Tax Losses	10,066.78	10,012.09
Tax Effect on Unabsorbed depreciation	6,695.49	5,594.74
Tax Effect on difference in the tax base value and carrying amount of Investments other than charged to OCI	573.45	489.41
Tax effect on items charged to OCI (Net)	3,329.09	3,212.21
	20,664.81	19,308.45
Expiry profile of unrecognised unused tax losses		
Unused tax losses (business loss) shall expire on-		
March, 31, 2026	4,874.40	4,874.40
March, 31, 2024	5,192.38	5,137.69
	10,066.78	10,012.09

Refer Note no.4

Refer Note no.23

3.08 NON-CURRENT TAX ASSETS

	As at March 31 2023 # (₹ In lacs)	As at March 31 2022 ## (₹ In lacs)
(Unsecured and considered good unless otherwise stated)		
Prepaid tax (net)	1,020.20	419.40
	1,020.20	419.40

Refer Note no.4

Refer Note no.23

3.09 OTHER NON-CURRENT ASSETS

	As at March 31 2023 # (₹ In lacs)	As at March 31 2022 ## (₹ In lacs)
(Unsecured and considered good unless otherwise stated)		
Capital advances	5.94	5.94
Security deposit	59.88	95.50
Other advances *	500.91	491.90
	566.73	593.34

* Includes amount deposited with Government authorities under protest.

Refer Note no.4

Refer Note no.23

CURRENT ASSETS
3.10 INVENTORIES

	As at March 31 2023 # (₹ In lacs)	As at March 31 2022 ## (₹ In lacs)
Raw materials	403.70	283.04
Work-in-progress	975.54	1,776.98
Finished goods #	41,481.84	42,343.23
Stock-in-trade	145.93	18.74
Stores and spares	2,238.19	2,228.25
Loose Tools	9.46	8.25
	45,254.66	46,658.49

Note.

includes Goods in Transit 17.95 34.27

Carrying amount of inventories pledged as security for borrowing 45,082.87 46,505.91

Amount of write down of inventories recognized as expenses 76.05 41.21

Refer Note no.4

Refer Note no.23

FINANCIAL ASSETS
3.11 Current Investment

	As at March 31 2023 # (₹ In lacs)	As at March 31 2022 ## (₹ In lacs)
Investments in mutual funds - Unquoted		
20089.725 units (31 March 2022: 20089.725. units) in SBI premier liquid fund - Regular plan - growth	669.61	669.61
	669.61	669.61
Aggregate book value of Unquoted investments	669.61	669.61
Aggregate market value of Unquoted investments	669.61	669.61

Refer Note no.4

Refer Note no.23

3.12 TRADE AND OTHER RECEIVABLES (carried at amortised cost)

	As at March 31 2023 # (₹ In lacs)	As at March 31 2022 ## (₹ In lacs)
Trade receivables - Considered good Secured	-	-
Trade receivables - Considered good Unsecured	5,563.21	5,442.24
Trade receivables which have significant increase in credit risk		
Trade receivables credit impaired	1,104.14	1,198.46
Unbilled Revenue	638.60	462.57
Sub Total	7,305.95	7,103.27
Less: Allowance for expected credit loss	1,260.63	1,405.47
	6,045.32	5,697.80

Refer Note no.4

Refer Note no.23

3.12(a) Trade Receivables ageing schedule

Trade Receivables ageing schedule as at March 31, 2023 #

Particulars	Outstanding for the following periods from due date of payments						Total
	Not due/ Demanded	Less than 6 Months	6 Months -1 Year	1-2 Year	2-3 Year	More than 3 years	
Undisputed considered good	227.92	3581.12	95.61	1541.53	117.04	-	5,563.22
Undisputed Trade Receivables- which have significant increase in credit risk	-	-	-	-	-	-	-
Undisputed credit impaired	-	-	-	291.91	139.22	146.61	452.74
Disputed considered good	-	-	-	-	-	-	-
Undisputed Trade Receivables- which have significant increase in credit risk	-	-	-	-	-	-	-
Disputed Trade Receivables – credit impaired	-	-	1.95	-	573.19	76.25	651.39
Unbilled Revenue	638.60	-	-	-	-	-	638.60
Sub Total	866.52	3,581.12	97.56	1,833.44	829.45	222.86	7,305.95
Less:-Allowance for expected credit loss							1,260.63
Total	866.52	3,581.12	97.56	1,833.44	829.45	222.86	6,045.32
As at March 31,2022 ##							
Undisputed considered good	199.23	4,591.73	543.72	105.61	-	-	5,440.29
Undisputed Trade Receivables- which have significant increase in credit risk	-	-	-	-	-	-	-
Undisputed credit impaired	-	-	-	270.53	183.32	95.17	549.02
Disputed considered good	-	-	-	-	-	-	-
Undisputed Trade Receivables- which have significant increase in credit risk	-	-	-	-	-	-	-
Disputed Trade Receivables – credit impaired	-	1.95	-	573.19	-	76.25	651.39
Unbilled Revenue	462.57	-	-	-	-	-	462.57
Sub Total	661.80	4,593.68	543.72	949.33	183.32	171.42	7,103.27
Less:-Allowance for expected credit loss							1,405.47
Total	661.80	4,593.68	543.72	949.33	183.32	171.42	5,697.80

Refer Note no.4

Refer Note no.23

3.13 CASH AND CASH EQUIVALENTS

	As at March 31 2023 # (₹ In lacs)	As at March 31 2022 ## (₹ In lacs)
Balances with banks:		
- on current account	2,132.19	3,415.71
Cash on hand	23.86	14.13
	2,156.05	3,429.84

Refer Note no.4

Refer Note no.23

3.14 BANK BALANCES OTHER THAN CASH AND CASH EQUIVALENTS

	As at March 31 2023 # (₹ In lacs)	As at March 31 2022 ## (₹ In lacs)
EMD Paid to banks for OTS	2,368.50	1,678.50
Fixed deposit with bank (Earmarked)	406.03	343.36
	2,774.53	2,021.86

Refer Note no.4

Refer Note no.23

3.15 OTHER FINANCIAL ASSETS (carried at amortised cost)

	As at March 31 2023 # (₹ In lacs)	As at March 31 2022 ## (₹ In lacs)
(Unsecured and considered good unless otherwise stated)		
Interest accrued on debentures	1,103.99	-
Interest accrued on fixed deposit	50.09	36.04
Security deposit		
Considered good	318.19	254.26
Considered doubtful	7.76	-
	<u>325.95</u>	<u>254.26</u>
Less : Provision for doubtful security deposits	7.76	-
	<u>318.19</u>	<u>254.26</u>
Claims receivable	-	16.96
Others	147.70	160.58
	1,619.97	467.84

Refer Note no.4

Refer Note no.23

3.16 OTHER CURRENT ASSETS

	As at March 31 2023 # (₹ In lacs)	As at March 31 2022 ## (₹ In lacs)
(Unsecured and considered good unless otherwise stated)		
Advance recoverable in cash or in kind or for value to be received		
Considered good	303.18	716.42
Considered credit impaired/increase in credit risk	112.55	74.67
	415.73	791.09
Less : Allowance for expected credit loss	149.82	74.67
	<u>265.91</u>	<u>716.42</u>
Claim Receivables		
Considered good	115.53	271.00
Considered credit impaired/increase in credit risk	11.79	11.79
	<u>127.32</u>	<u>282.79</u>
Less : Allowance for expected credit loss	11.79	11.79
	<u>115.53</u>	<u>271.00</u>
Prepaid expenses	311.20	375.53
Unbilled Revenue	590.79	952.68
Advance to employees		
Considered good	72.81	79.99
Considered credit impaired/increase in credit risk	2.56	2.56
	<u>75.37</u>	<u>82.55</u>
Less : Allowance for expected credit loss	2.56	2.56
	<u>72.81</u>	<u>79.99</u>

	As at March 31 2023 # (₹ In lacs)	As at March 31 2022 ## (₹ In lacs)
Balance with authorities	960.89	783.23
Unreconciled GST input credit considered doubtful	551.39	240.60
	1,512.28	1,023.83
Less : Provison for doubtful advance	240.60	240.60
	1,271.68	783.23
Security deposits		
Considered good	72.25	78.05
Considered credit impaired/increase in credit risk	6.11	-
	78.36	78.05
Less : Provision for doubtful security deposits	6.11	-
	72.25	78.05
	2,700.17	3,256.90

Refer Note no.4

Refer Note no.23

3.17 EQUITY SHARE CAPITAL

	As at March 31 2023		As at March 31 2022	
	(No. of Shares)	(₹ In lacs)	(No. of Shares)	(₹ In lacs)
Authorized				
Equity shares of Rs. 10 each with voting rights	68000000	6800.00	68000000	6800.00
Preference shares of Rs. 100 each	4000000	4000.00	4000000	4000.00
	72000000	10800.00	72000000	10800.00
Issued, subscribed and paid up				
Equity shares of Rs. 10 each with voting rights fully paid-up	41279020	4127.90	41279020	4127.90
	41279020	4127.90	41279020	4127.90

A) Reconciliation of number of Authorised shares and amount outstanding at the beginning and at the end of the year

	As at March 31 2023		As at March 31 2022	
	(No. of Shares)	(₹ In lacs)	(No. of Shares)	(₹ In lacs)
Equity shares with voting rights (one per share)				
As at beginning of the year	68000000	6,800.00	68000000	6,800.00
Add: Addition during the year	-	-	-	-
As at end of the year	68000000	6,800.00	68000000	6,800.00
Preference shares				
As at beginning of the year	4000000	4,000.00	4000000	4,000.00
Add: Addition during the year	-	-	-	-
As at end of the year	4000000	4,000.00	4000000	4,000.00

B) Reconciliation of number of issued, subscribed and paid-up shares and amount outstanding at the beginning and at the end of the year

	As at March 31 2023		As at March 31 2022	
	(No. of Shares)	(₹ In lacs)	(No. of Shares)	(₹ In lacs)
Equity shares with voting rights (one per share)				
As at beginning of the year	41279020	4,127.90	41279020	4,127.90
Add: Addition during the year	-	-	-	-
As at end of the year	41279020	4,127.90	41279020	4,127.90

C) Shareholders holding more than 5% of the shares in the Company

	As at March 31 2023		As at March 31 2022	
	(No. of Shares)	(₹ In lacs)	(No. of Shares)	(₹ In lacs)
i) Dholadhar Investments Private Limited	7462114	18.08	7462114	18.08
ii) Mr. Gurmit Singh Mann	4726154	11.45	4726154	11.45
iii) Ms. Gursimran Kaur Mann	4186672	10.14	4186672	10.14
iv) Mr. Gурpal Singh	3834270	9.29	2402770	5.82
v) Pritam Singh Sandhu Associates Pvt. Ltd.	-	-	2077735	5.03
D) Rights, preference and restriction attached to equity shares (Rs. 10 each):				
i) Voting right shall be in same proportion as the capital paid upon such equity share.				
ii) The dividend proposed by the Board of Directors which is subject to the approval of the shareholders in the Annual General Meeting shall be in the same proportion as the capital paid upon such equity share.				
iii) In the event of liquidation, the equity shareholders are eligible to receive the remaining assets of the Company in proportion to capital paid upon such equity share.				

E) Disclosure of Shareholding of Promoters as under:

S. No.	Name Of Promoters	As at March 31,2023		As at March 31,2022		% Change during the Year
		No. of Shares	% of total Shares	No. of Shares	% of total Shares	
i)	Mr.Gurmit Singh Maan	4726154	11.45	4726154	11.45	-
ii)	Mrs.Gursimran kaur Maan	4186672	10.14	4186672	10.14	-
iii)	Mrs.Jai Inder Kaur	417356	1.01	417356	1.01	-
iv)	Mr.Gурpal Singh	3834270	9.29	2402770	5.82	(59.58)
v)	Mr.Govind Singh Sandhu	733139	1.78	733139	1.78	-
vi)	Mr.Angad Singh	9850	0.02	9850	0.02	-
vii)	Dholadhar Investments Private Limited	7462114	18.08	7462114	18.08	-
viii)	Pritam Singh Sandhu Associates Pvt. Ltd.	646235	1.56	2077735	5.03	68.90
		22015790	53.33	22015790	53.33	

The Company has filed application for reclassification of promoters' category in terms of provisions of erstwhile regulation 31A (7) of SEBI (Listing Obligations and Disclosure Requirements) Regulations, 2015, with SEBI/Stock Exchanges, to declassified Mrs. Jai Inder Kaur, Mr. Gурpal Singh, Mr. Gурpal Singh Sandhu, Mr. Angad Singh and Pritam Singh Sandhu Associates Pvt. Ltd. as promoter's Group, which is pending for approval.

3.18 OTHER EQUITY

	As at March 31 2023 # (₹ In lacs)	As at March 31 2022 ## (₹ In lacs)
Molasses Storage Fund		
Opening balance	87.69	67.00
Add: Addition during the year	25.12	20.69
Closing balance	112.81	87.69
Securities premium		
Opening balance	46,301.79	46,301.79
Add: addition during the year	-	-
Closing balance	46,301.79	46,301.79
Forfeiture Reserve		
Opening balance	96.30	96.30
Add: Additions during the year	-	-
Less: Deductions during the year	-	-
Closing balance	96.30	96.30
Foreign Currency Translation Reserve		
Opening balance	-	(0.19)
Add: Additions during the year	-	-
Less: Transferred to retained earnings	-	(0.19)
Closing balance	-	-

	As at March 31 2023 # (₹ In lacs)	As at March 31 2022 ## (₹ In lacs)
Retained Earnings*		
Opening balance	(59,093.32)	(55,108.03)
Add: Profit/(loss) during the year	(3,086.90)	(3,985.10)
Add: Transfer from Foreign Currency Translation Reserve	-	(0.19)
Closing balance	(62,180.22)	(59,093.32)
Other Comprehensive Income		
Opening balance	(186.19)	(278.92)
Add: Other Comprehensive Income for the year (163.47)	92.73	
Closing balance	(349.66)	(186.19)
	(16,018.98)	(12,793.73)

Refer Note no.4

Refer Note no.23

Notes:

- i) The storage fund for molasses has been created to meet the cost of construction & maintenance of molasses storage tank as required under Uttar Pradesh Sheera Niyamtran (Sansodhan) Adesh, 1974 and the said storage fund is represented by investment in the form of fixed deposits with banks amounting to ₹ 121.71 lacs (Previous year ₹ 103.60 lacs).
- ii) Securities Premium is used to record premium on issue of shares. This reserve shall be utilised in accordance with the provisions of the Act.
- iii) Forfeiture reserve represents the amount forfeited against non conversion of share warrant into equity share with in stipulated period by specified promoters.
- iv) Retained earnings represents the undistributed profit/ amount of accumulated loss of the Group.
- v) Other comprehensive income (OCI) represents the balance in equity relating to re-measurement gain / (loss) of defined benefit obligation. This would not be re-classified to Statement of Profit and Loss.

NON-CURRENT LIABILITIES

FINANCIAL LIABILITIES

3.19 BORROWINGS (carried at amortised cost)

	As at March 31 2023 # (₹ In lacs)	As at March 31 2022 ## (₹ In lacs)
Unsecured		
- from related party - others [Refer Note No 9]	304.90	305.70
	304.90	305.70

Refer Note no.4

Refer Note no.23

3.20 OTHER FINANCIAL LIABILITIES

	As at March 31 2023 # (₹ In lacs)	As at March 31 2022 ## (₹ In lacs)
Interest accrued but not due on borrowings	-	4,782.21
	-	4,782.21

Refer Note no.4

Refer Note no.23

3.21 PROVISIONS

	As at March 31 2023 # (₹ In lacs)	As at March 31 2022 ## (₹ In lacs)
Provision for employee benefit		
Compensated absences	511.01	453.17
	511.01	453.17

Refer Note no.4

Refer Note no.23

CURRENT LIABILITIES
FINANCIAL LIABILITIES
3.22 BORROWINGS (carried at amortised cost)

	As at March 31 2023 # (₹ In lacs)	As at March 31 2022 ## (₹ In lacs)
Secured		
Recalled Loans		
- from banks [Refer Note No. 9]	83,086.08	83,512.46
- from others [Refer Note No. 9]	2,922.39	2,958.52
Current maturity of long term borrowing [Refer Note No. 9]	1,687.83	1,687.83
Unsecured		
Recalled Loans		
- from banks [Refer Note No. 9]	15,011.66	15,014.66
	102,707.96	103,173.47

Refer Note no.4

Refer Note no.23

3.23 TRADE AND OTHER PAYABLES

	As at March 31 2023 # (₹ In lacs)	As at March 31 2022 ## (₹ In lacs)
Total outstanding dues to micro and small enterprises	480.54	438.97
Total outstanding dues of other than micro and small enterprises	70,478.49	72,415.38
Unbilled Expenses	483.05	1,062.97
	71,442.08	73,917.32

Refer Note no.4

Refer Note no.23

3.23 (a) Trade Payables ageing schedule
Trade Payables Ageing Schedule as at March 31, 2023

Particulars	Outstanding for following Periods from due date of payments					Total
	Not Due	Less than 1 Year	1-2 Years	2-3 years	More than 3 years	
MSME	-	299.60	111.88	49.83	19.22	480.53
Other	7,027.36	58,423.42	1,991.99	459.36	2,576.36	70,478.49
Disputed Dues- MSME	-	-	-	-	-	-
Disputed Dues- Other	-	-	-	-	-	-
Unbilled Expenses	483.06	-	-	-	-	483.06
	7,510.42	58,723.02	2,103.87	509.19	2,595.58	71,442.08

Trade Payables Ageing Schedule as at March 31, 2022

Particulars	Outstanding for following Periods from due date of payments					Total
	Not Due	Less than 1 Year	1-2 Years	2-3 years	More than 3 years	
MSME	-	335.63	76.46	21.31	5.56	438.96
Other	5,691.84	63,766.31	400.02	478.69	2,077.76	72,414.62
Disputed Dues- MSME	-	-	-	-	-	-
Disputed Dues- Other	-	-	-	-	0.77	0.77
Unbilled Expenses	1,062.97	-	-	-	-	1,062.97
	6,754.81	64,101.94	476.48	500.00	2,084.09	73,917.32

3.24 OTHER FINANCIAL LIABILITIES (carried at amortised cost)

	As at March 31 2023 # (₹ In lacs)	As at March 31 2022 ## (₹ In lacs)
Interest accrued but due on borrowings	23,463.08	21,357.81
Interest accrued but not due on borrowings	4,782.21	-
Interest accrued on MSME	60.75	55.51
Employees dues	2,651.81	2,165.93
Gratuity Payable	1,382.09	1,037.95
Others liabilities (including capital creditors)	137.84	317.16
	32,477.78	24,934.36

Refer Note no.4

Refer Note no.23

3.25 OTHER CURRENT LIABILITIES

	As at March 31 2023 # (₹ In lacs)	As at March 31 2022 ## (₹ In lacs)
Statutory dues payable	1,657.71	1,333.05
Advance received from customers	318.46	210.63
Security deposits	151.89	135.49
Others payable	49.94	47.85
	2,178.00	1,727.02

Refer Note no.4

Refer Note no.23

3.26 PROVISIONS

	As at March 31 2023 # (₹ In lacs)	As at March 31 2022 ## (₹ In lacs)
Provision for employee benefits		
Compensated absences	230.81	211.45
Others		
Provision for Contractual penalty	61.00	76.00
	291.81	287.45

Refer Note no.4

Refer Note no.23

3.27 CURRENT TAX LIABILITIES

	As at March 31 2023 # (₹ In lacs)	As at March 31 2022 ## (₹ In lacs)
Current tax liabilities	501.69	500.33
	501.69	500.33

Refer Note no.4

Refer Note no.23

3.28 REVENUE FROM OPERATIONS

	Year ended March 31 2023 # (₹ In lacs)	Year ended March 31 2022 ## (₹ In lacs)
Revenue from sale of products		
Sale of Manufactured Products [Refer note no.16]	129,096.74	130,094.46
Sale of Traded Products [Refer note no.16]	6,335.81	6,574.40
Sale of Services	2,087.37	1,782.15
	137,519.92	138,451.01
Other Operating revenue		
Sale of Scrap	175.72	343.86
Cane Subsidy	-	967.74
Freight and Insurance charges recovered	711.08	523.78
Job Work Charges	584.79	651.52
Sale of Export Quota	926.25	-
Other miscellaneous income	1.88	1,239.98
	139,919.64	142,177.89

Refer Note no.4

Refer Note no.23

3.29 OTHER INCOME

	Year ended March 31 2023 # (₹ In lacs)	Year ended March 31 2022 ## (₹ In lacs)
Interest income on financial assets carried at amortised cost		
Fixed deposits with banks	33.28	32.83
Debentures	1,593.66	-
Income from others	3.00	1.65
Other Non operating income		
Rent	79.73	0.64
Profit on sale of PPE	12.29	25.29
Profit on redemption of Mutual Funds Units	5.69	60.69
Liabilities/provisions no longer required, written back	65.14	286.95
Gain on foreign exchange fluctuation	2.27	2.94
Miscellaneous	28.45	42.40
	1,823.51	453.39

Refer Note no.4

Refer Note no.23

3.30 COST OF MATERIALS CONSUMED

	Year ended March 31 2023 # (₹ In lacs)	Year ended March 31 2022 ## (₹ In lacs)
Sugarcane	89,574.30	81,231.39
Molasses	348.21	258.78
ENA and others	42.33	918.15
	89,964.84	82,408.32

Refer Note no.4

Refer Note no.23

3.31 PURCHASES OF STOCK-IN-TRADE

	Year ended March 31 2023 # (₹ In lacs)	Year ended March 31 2022 ## (₹ In lacs)
Purchase of stock-in-trade (ENA,Pesticide, etc)	6,515.45	6,877.58
	6,515.45	6,877.58

Refer Note no.4

Refer Note no.23

3.32 CHANGES IN INVENTORIES OF FINISHED GOODS, WORK-IN-PROGRESS AND STOCK-IN-TRADE

	Year ended March 31 2023 # (₹ In lacs)	Year ended March 31 2022 ## (₹ In lacs)
Opening stock		
Finished goods	42,343.23	42,981.52
Work-in-progress	1,776.98	1,309.95
Stock-in-trade	18.74	17.51
	44,138.95	44,308.98
Closing stock		
Finished goods #	41,481.84	42,343.23
Work-in-progress	975.54	1,776.98
Stock-in-trade	145.93	18.74
	42,603.31	44,138.95
Net (increase)/ decrease in inventories	1,535.64	170.03

Includes Goods in transit amounting to ₹ 17.95 lacs (Previous year ₹ 34.27 lacs)

Note: The amount of loss due to write down the inventories at net realisable value recognised as expenses and is included in change in inventories is ₹ 108.53 Lacs (Previous year ₹ 41.21 lacs).

Refer Note no.4

Refer Note no.23

3.33 EXCISE DUTY ON SALE OF GOODS

	Year ended March 31 2023 # (₹ In lacs)	Year ended March 31 2022 ## (₹ In lacs)
Excise duty on sale of goods	16,646.24	23,633.84
	16,646.24	23,633.84

Refer Note no.4

Refer Note no.23

3.34 EMPLOYEE BENEFITS EXPENSE

	Year ended March 31 2023 # (₹ In lacs)	Year ended March 31 2022 ## (₹ In lacs)
Salaries and wages	7,663.85	6,878.83
Contribution to provident and other funds	498.58	473.16
Gratuity	118.50	128.45
Staff welfare expenses	169.87	171.42
	8,450.80	7,651.86

Refer Note no.4

Refer Note no.23

3.35 FINANCE COSTS

	Year ended March 31 2023 # (₹ In lacs)	Year ended March 31 2022 ## (₹ In lacs)
Interest expense on financial liabilities measured at amortized cost	2,450.82	4,425.60
Other interest	25.93	39.04
Interest on Gratuity	70.29	69.01
	2,547.04	4,533.65

Refer Note no.4

Refer Note no.23

3.36 DEPRECIATION AND AMORTISATION EXPENSE

	Year ended March 31 2023 # (₹ In lacs)	Year ended March 31 2022 ## (₹ In lacs)
Depreciation of property, plant and equipment [Refer Note No. 3.01]	3,184.25	4,231.90
Amortization of intangible assets [Refer Note No. 3.03]	12.68	14.84
	3,196.93	4,246.74

Refer Note no.4

Refer Note no.23

3.37 POWER AND FUEL

	Year ended March 31 2023 # (₹ In lacs)	Year ended March 31 2022 ## (₹ In lacs)
Baggasse	1,549.32	743.57
Electricity	586.02	703.52
Other	457.90	405.29
	2,593.24	1,852.38

Refer Note no.4

Refer Note no.23

3.38 OTHER EXPENSES

	Year ended March 31 2023 # (₹ In lacs)	Year ended March 31 2022 ## (₹ In lacs)
Consumption of stores and spare parts *	4,545.73	4,685.40
Short term lease expense	103.08	146.13
Repairs		
- Buildings	73.52	121.30
- Machinery	2,295.24	2,619.45
- Others	337.12	233.43
Insurance	221.66	285.93
Rates and taxes	512.50	415.25
Bad debts and advances written off (net)	18.27	1.07
Provision for Obsolete inventories	76.04	-
Allowances for expected credit loss on receivables, advances & other	59.98	672.17
Freight Loading, Unloading & Material shifting	1,983.85	2,114.51
Commission to selling agents	342.23	396.19
Travelling and conveyance	130.10	135.90
Other Selling Expenses	217.71	157.32
Export expenses	596.27	295.16
Loss/discard on sale of property, plant and equipment	46.40	0.26
Printing and stationery	41.99	41.52
Contractor & security charges	831.10	717.33
Legal and professional expense	408.33	453.72
Miscellaneous expenses	519.31	1,034.84
	13,360.43	14,526.88

*Stores, oils and chemicals allocated to other revenue heads ₹. 1,084.97 lacs (Previous year ₹. 2,085.17 lacs)

Refer Note no.4

Refer Note no.23

3.39 EXCEPTIONAL ITEMS

	Year ended March 31 2023 # (₹ In lacs)	Year ended March 31 2022 ## (₹ In lacs)
Goodwill written off [Refer Note No. 12]	-	1,239.95
	-	1,239.95

Refer Note no.4

Refer Note no.23

4. The Consolidated Financial Statement of the Group for the year ended March, 31, 2022 has been restated on account of consolidation of financial statement of SPPL, a material subsidiary. The same was not consolidated while preparing the earlier financial statements due to its non-finalization till the date of approval of consolidated financial statement of the Group by the Board of the Company. The comparison of original and restated consolidated financial statements is presented in note no. 23. During the year ended March 31, 2023, the financial results of SPPL has not been consolidated for the financial year 2022-23, as these are not yet finalized and approved till date. Consequently, these Consolidated Financial Statement for the year ended March 31, 2023 have been prepared after consolidated the financial statement of SPPL for the year ended March, 31, 2022, which has resulted in non-elimination of various transactions entered into between the Company and SPPL during the Financial Year 2022-23 and also non-elimination of incremental balances of SPPL in the books of the Company as at March 31, 2023. Further, the age wise classification of trade receivables and payables; current maturity of Term Loans and, current and non-current presentation of assets and liabilities relating to the outstanding appearing in the financial statement of SPPL as at March, 31, 2022 and consolidated in the Financial Statement of Group as at March 31, 2023 has been stated, based on the presentation and classification made in the Restated Consolidated Financial Statement of the Group as at March 31, 2022 and has not been revised and restated.

The transactions entered into between the Company and SPPL for year ended March 31, 2023, which have not been eliminated in the consolidated financial statement, have resulted in increase in the total revenue by ₹ 2,991.92 lacs and total expenses by ₹ 712.26 lacs. Further, increase in the balances of subsidiary of ₹ 902.07 lacs have been included in the consolidated balance sheet in the respective asset heads.

5. For the year ended March 31, 2023 and in previous years, due to higher raw material cost i.e. sugarcane costs (SAP) fixed by State government and relatively lower sales realization of finished sugar, adverse demand & supply scenario, and other external factors, the Company had continuously incurred huge cash losses resulting in complete erosion of its net worth, rendering the Company unable to meet payment obligations towards its lenders as well as to the sugarcane farmers in terms of their respective agreements and understanding. All the production units of the Company are operational and continue to operate at sub-optimum levels on year on year basis while consistent efforts are being made for improvement in operational efficiency viz. improvement in sugar recovery, reduction in overheads and reduction in other operational and administrative costs etc. However, due to lack of required working capital and no capex being undertaken towards augmentation and modernization, the operations of distillery units /sugar plants is still adversely impacted. Further, the availability of required sugarcane for optimal utilization of production capacities is still a challenge on account of aforesaid reasons. In distillery segment, non-installation of incineration boilers and other equipment's to meet the stringent requirement of Pollution control board is still resulting in curtailed production levels. Further, the expected accrued benefits under the Sugar Industries Promotion policy 2004 has not been yet disbursed by the State Government as the matter is sub-judice.

Recognizing the status of the sugar industry, the state and central governments have taken a number of measures in past to improve the financial health of sugar mills and to support the liquidation of sugarcane arrears by grant of soft loan, fixing minimum support price of sugar, and Ethanol blending program with petrol coupled with long term tendering and fixing remunerative selling price of ethanol etc. All these measures specifically ethanol blending programme, have resulted in revival of the sugar industry but the Company is continuing to suffer and incurring losses on account of non-availability of sufficient sugar cane commensurate to its crushing capacities, on account of delayed payment of sugar cane prices due to adverse liquidity position, which have resulted in the diversion of sugar cane in the command areas to the other adjoining sugar mills. Benefits under soft loan could also not be availed, since credit facility accounts with its lenders were having NPA categorisation.

Due to default in repayment of credit facilities, lenders to the Company have initiated recovery proceedings at various forums, including filing of applications before the Hon'ble National Company Law Tribunal (NCLT) under Section 7 of the Insolvency and Bankruptcy Code, 2016 and also filing of recovery proceedings against personal guarantors (Promoters) before NCLT under section 95 of Insolvency and Bankruptcy Code, 2016 in addition to approaching Debt Recovery Tribunals in Delhi as well as in Lucknow, Uttar Pradesh. One of the lenders had declared the Company and Guarantors to the credit facility, as Willful Defaulters, such impugned order of lender was Set Aside by Hon'ble Punjab and Haryana High court at Chandigarh, while another lender had started the proceedings to examine the Willful Default and a personal hearing was also granted, basis Company's representations the decision is kept in Abeyance. One lender has categorized company with Fraud tag and same is challenged before Delhi High Court. While one of the lenders had initiated recovery proceedings under section 138 of the Negotiable Instrument Act, wherein non-bailable warrants were issued against the erstwhile directors and officials of the Company, which is being contested at the appropriate forum. Against a criminal complaint filed by one of the lenders, the Enforcement Directorate had passed an Attachment Order on certain assets of the Company to the extent of ₹ 109.80 Crore, against which the Company has preferred an appeal before with the appropriate authority and the matter is sub-judice. The Enforcement Directorate had proceeded to take the Constructive Possession of the Attached Property on which an Interim Stay has been granted by the Hon'ble Appellate Tribunal.

The Company is continuing to pursue a comprehensive debt resolution proposal with all the lenders. Commercial lenders have shown their inclination to accept the debt resolution proposal and accepted the Earnest Money offered thereof, while Debt realignment proposal was submitted to other lenders against which the company had initiated the repayments, pending approval of respective lenders. Revised and improved debt resolution proposal given to commercial lenders on bilateral basis is under consideration by the commercial lenders, while application filed with Hon'ble NCLT Bench, Allahabad is being heard. The Commercial Lenders have also appointed two independent valuers for the valuation of the assets of the Company.

Considering the steps initiated for achieving turnaround of the Company and sugar sector, and continuing manufacturing operations in near foreseeable future with improved operational efficiency, these financial results are continued to be presented on Going Concern basis, which contemplates realization of assets and settlement of liabilities, in the normal course of business. Accordingly, property, plant and equipment's are continued to be stated at carrying amount without testing for impairment, pending receipt of the final valuation reports from the two independent valuers appointed by the Commercial Lenders.

- 5 a) In the audited financial statements of Simbhaoli Power Private Limited ('SPPL') for the year ended March 31, 2022, the statutory auditor of the SPPL had qualified their opinion on the matter of certain accounting disputes with the holding company aggregating to ₹ 1,197.90 lacs, resulting in understatement of loss after tax and overstatement of equity by the aforesaid amount. The auditors further drawn Emphasis of Matter in respect of existence of material uncertainty on account of reduction in power tariff w.e.f. April 1, 2019, against which a writ petition has been filed by SPPL and others before High Court of Allahabad, Lucknow Bench; accounting of power supplied during the period April 1, 2019 to September 31, 2019 resulting in higher recognition of revenue by ₹ 683 lacs having consequential impact on the profits and financial statements; and consequential impact on impairment on Property, Plant and Equipment, if any, on account of the aforesaid tariff reduction. The auditors had further drawn attention on the existence of material uncertainty due to incurring of losses on account of reduction in power tariff having adverse impact on the liquidity of SPPL and reported that the aforesaid facts cast significant doubts about the SPPL's ability to continue as a going concern.

6. Contingent liabilities and commitments (to the extent not provided for):
i) Capital and other commitment :

Estimated value of contracts (net of advances) remaining to be executed on Capital account ₹ 351.00 lacs (Previous year ₹ 189.14 lacs). The Company has other commitments, for purchase / sales orders which are issued after considering requirements per operating cycle for purchase / sale of goods and services, employee benefits including union agreements in normal course of business. The Company does not have any other long-term commitments or material non-cancellable contractual commitments / contracts, which may have a material impact on the financial statements.

ii) Claims against the Group not acknowledged as debts ₹ 2,492.25 lacs (Previous Year ₹ 4,606.49 lacs).

(₹ in lacs)

Description	As at March 31, 2023 #	As at March 31, 2022##
Sales Tax/Trade Tax Act	2,103.24	2,101.07
Central Excise Act	35.65	2,136.66
Finance Act, 1994	7.94	7.94
Others	345.42	360.82
Total	2,492.25	4,606.49

Refer Note no.4

Refer Note no.23

All the above matters are subject to legal proceedings in the ordinary course of business. The legal proceedings, when ultimately concluded will not in the opinion of the management, have a material effect on results of operations or financial position of the Group.

The amount shown in Note No. 6 (ii) above represent the best possible estimates arrived on the basis of demand raised by the claimant and does not include interest if any, payable thereon from the date of demand. The uncertainties and timing of the cash flows are dependent on the outcome of different legal processes which have been invoked by the Group or the claimants, as the case may be and, therefore cannot be estimated accurately. The Group does not expect any reimbursement in respect of above contingent liabilities except as stated in Note No.6(iii).

In the opinion of the management, no provision is considered necessary for the disputes mention above on the ground that there are fare chances of successful outcome of the appeals.

- iii) With the introduction of GST w.e.f. July 1, 2017, the purchase tax earlier levied on ENA subsumed therein. Since under GST no tax was notified to be paid on the sale of ENA, no tax was paid by Industry on its sale. Later on, the State Government notified 5% VAT rate on the sale of ENA w.e.f. December 09, 2019. Accordingly the industry, including the company started paying VAT @ 5% w.e.f. December 09, 2019. However, the commercial tax Department of Uttar Pradesh raised a demand of ₹ 1,933.47 lacs on the company based on the tax rate of 32.5% of ENA, in respect of sales made during the periods July 1, 2017 to March 31, 2020. The Company filed appeal against the aforesaid demand before Commercial Tax Tribunal - Ghaziabad, and deposited ₹ 206.22 lacs under protest against the aforesaid demand. The tribunal had stayed the recovery of balance demand till the disposal of appeal. Since, the matter is subjudice and the company expects a favorable decision on the matter, no provision has been made against the aforesaid demand. Further the payment if any will be required to be made for the VAT liability, the same will be reimbursed by the buyers as per agreement with them.
- iv) The Hon'ble Allahabad High Court in the case of PIL Rashtriya Kisan Mazdoor Sangathatan Vs State of Uttar Pradesh passed final order, directing the cane commissioner to decide afresh the issue as to whether the Sugar Mills are entitled for waiver of interest of delayed payment of sugarcane price for the season 2012-13, 2013-14 and 2014-15 under the provision of section 17(3) of the U.P Sugarcane (Regulation of Supply and Purchase) Act, 1953. Thereafter, in an Contempt application filed before High court and its follow up proceeding, the cane commissioner filed an affidavit specifying interest rates on delayed payment of cane price to be paid by Sugar Mills. The company had also received a notice for payment of interest on delayed payment of cane price for Sugar season 2012-13 is pursuant to the aforesaid order. The Company made representation against the said demand notice. Subsequently, State Government has filed modification application before and Cane commissioner also filed SLP with the Supreme Court in this matter which is pending for adjudication. Considering the above facts and based on the the past practice of waiver of interest by the State Government, no provision has been made in respect of the interest payable on delayed payment of cane price for the aforesaid sugar seasons and also for subsequent sugar seasons. Since no demand has been raised by the Government, except for the sugar season 2012-13, the total amount of interest payable on delayed payment of cane price up to March 31, 2023 and not provided in the accounts could not be quantified.
- v) Cane Societies were in dispute with the State Government of Uttar Pradesh with regards to retrospective waiver of society commission payable by sugars mills for the Sugar Season 2012-13, 2014-15 and 2015-16 as a part of its relief package to Sugar Industry. The Hon'ble Allahbad High Court vide order dated 21-12-2017 decided the matter in favor of Cane Societies and against the aforesaid order U.P Sugar Mill Association filed SLP before Hon'ble Supreme Court. The matter is still pending for the further adjudication. Based on the legal review of the facts, the management concluded that the possibility of crystallization of liability in the present case is remote and according no provision has been made in accounts.
- vi) Income Tax Department has raised demand of ₹ 469.76 lacs and of ₹ 31,983.39 lacs for AY 2016-17 and 2017-18 while making assessment U/s 147 of the Act in the name of erstwhile Simbholi Sugars Ltd., which was amalgamated with the company effective from April 1, 2015 and also levied penalty of ₹ 370.13 lacs and ₹ 7,507.84 lacs for AY 2016-17 & 2017-18. The company has preferred appeal against the aforesaid orders before CIT(Appeal) and is confident that all the aforesaid demand will be quashed as the erstwhile Simbholi Sugars Ltd., ceased to exist w.e.f. April 1, 2015 and the income assessed in its hands has already been offered to tax by the company in the respective assessment years. Since, there are remote chances of crystallisation of the aforesaid demands, the same has not been provided for and also not included in the above stated details of contingent liabilities.
7. Consequent to revision in the wage rates of employees covered under Wage Board with retrospective effect from October 1, 2018, the Holding company has accounted for additional liability of ₹ 806.88 lacs under Employees Benefits expenses during year ended March 31, 2023.

8. Certain banks had advanced Agri loans to sugarcane farmers through the erstwhile Simbhaoli Sugars Limited (ESSL) under the management and collection agreements and were provided Corporate Guarantee and post-dated cheques as security. These loans were to be repaid by the Company to the respective lenders from the dues payable to sugarcane farmers against their supplies to the sugar mill, but due to the overall downturn in the sugar industry and primacy to pay sugarcane dues in priority to any other dues/ payments, the Company could not repay these loans on their due dates. Company had submitted a financial restructuring plan to its lenders in FY 2014-15. As per sanction of CDR-EG dated February 02, 2016 all the outstanding loans/ dues were proposed to be converted into term loans, subject to the consent of respective commercial lenders. Two of the commercial lenders/ banks had converted their outstanding loans dues into term loan in the financial year 2016-2017 while one of the commercial lender/ bank had converted their dues into term loan in financial year 2017-18.

Erstwhile Oriental Bank of Commerce (e-OBC) now amalgamated with Punjab National Bank, one of the commercial lender, who had converted Agri Loan into Corporate loan as stated above, in financial year 2016-17 had arbitrarily classified its outstanding Agri Loan as "Fraud" liability in May 2015. Subsequently, after following due process and obtaining approvals, including but not limited to obtaining specific permission from the Reserve Bank of India (RBI) for conversion of loan liability, and in consultation with all other Consortium Lenders, sanctioned and disbursed a corporate loan in February/June 2016 for liquidating the Agri Loans. In addition, in an application filed by e-OBC at Debt Recovery Tribunal, Lucknow confirming simultaneous closure of the matter and a consented decree was passed.

E-OBC, had arbitrarily initiated recovery actions against the Company for the restructured corporate loan including an application filed under Section 7 of Insolvency and Bankruptcy Code, 2016 before Hon'ble National Company Law Tribunal (NCLT), Allahabad Bench. PNB had also filed an similar application before NCLT, Allahabad Bench for recovery of their dues, causing a serious threat to the value available to all the stakeholders e-OBC, had declared company and guarantors as Willful Defaulters against which company and guarantors have challenged and contested such declaration in the Hon'ble Punjab and Haryana High Court at Chandigarh and Court was pleased to Set Aside such impugned order of e-OBC. A Show Cause Notice on Willful Default was issued by Punjab National Bank to company and guarantors Basis representations made before the screening committee and taking into account that Forensic Audit report, initiated by the Joint Lenders, which was also closed by unanimous consensus in Joint Lenders Meeting including representatives of PNB, stating that there is No Fraud or Willful Default, PNB had kept the declaration of willful default in Abeyance. After Amalgamation PNB had issued another show cause notice to the company and Guarantors, including exposure of e-OBC, wherein default was identified as Willful and a personal hearing was granted. Company and Guarantors has contested such identification and submitted written submission stating that allegations are baseless and requested to provide all the documents on the basis which such conclusions are arrived at, under the expert legal opinion. It was further apprised, that company has submitted debt resolution proposal with all the commercial lenders PNB had declared the account as Fraud due to Harmonisation with e- OBC, company had challenged such declaration in Hon'ble Delhi High Court and matter is being Sub-Judice. Earlier e-OBC had also filed a criminal complaint with the investigating agency declaring the credit facilities as "Suspected Fraud". The Company has denied any fraud on its part, provided adequate documentation for the same, while reiterating its commitment for repayment to all the lenders, basis future cash flows, monetisation of assets, internal accruals etc. Against such criminal complaint, the enforcement directorate had passed an attachment order on certain assets of the Company to the extent of ₹ 109.80 crores, against which the Company has preferred an appeal with the appropriate authority and the matter is sub-judice. Enforcement Directorate had proceeded to take the constructive possession of the Attached Property on which an Interim Stay has been granted by the Hon'ble Appellate Tribunal.

The Company is continuing to pursue a comprehensive debt resolution proposal with all the lenders. The majority of commercial lenders have shown their inclination to accept the debt resolution proposal and accepted the 'Earnest Money' offered thereof while Debt realignment proposal was submitted with other lenders against which SSL had initiated the repayments, pending approval of respective lenders. Revised and improved debt resolution proposal given to commercial lenders on bilateral basis is under consideration while application filed with Hon'ble NCLT Bench, Allahabad is being heard.

9. The credit facilities availed by the Company have been classified as non-performing assets (NPA) by all the lenders and interest thereon is not being charged to the loan accounts by commercial lenders as per RBI's circular. The Company has submitted comprehensive debt resolution proposals with all the lenders to commensurate with its future cash flows including infusion of funds by strategic investor, promoters, internal accruals, monetization of assets etc. which contemplates the total waiver of interest concession in repayment of principal amount. Commercial lenders have accepted the Earnest Money Deposit (EMD) offered in consonance with the Debt Resolution Proposal. Accordingly, the estimated Interest expenses on credit facilities pertaining to commercial lenders, for the year ended March 31, 2023 amounting to ₹ 19,018.54 lacs (previous year ended March 31, 2022 amounting to ₹ 17,013.85 lacs) has not been recognized in consolidated Statement of profit and loss account. An accumulated amount of ₹ 88,948.03 lacs towards accrued interest has not been provided for in the books of accounts as on March 31, 2023.

(A) Long term borrowings (Secured)

Term Loan	Outstanding (₹ in lacs)		Rate of Interest	Nature of security	Overdue at the end of the year
	As at March 31, 2023	As at March 31, 2022			
From Commercial Banks					
- Under Recalled Loans	17,398.93	17,398.93	12.50% p.a.	i) First pari passu charge on all movable and immovable fixed assets, both present and future, including equitable mortgage on the land of the Company. ii) First pari passu charge on pledge of 26.32 lacs equity shares of the Company held by Promoters iii) Personal guarantees of Mr. Gurmit Singh Mann, Chairman, Mr. Gurpal Singh, Director and Ms. Gursimran Kaur Mann, MD of the Company. iv) First Charge on the Disvestment proceeds from Sale of investments in Uniworld Sugar Pvt. Ltd. and Chilwaria Sugar Complex	Principal overdue above 90 days ₹ 17,398.93 lacs (Previous year ₹ 17,398.93 lacs). Interest overdue below 90 days of ₹ 1217.60 lacs (Previous year ₹ 1,075.17 lacs) and above 90 days ₹ 22,197.15 lacs (Previous year - ₹ 17,595.67 lacs).

Term Loan	Outstanding (₹ in lacs)		Rate of Interest	Nature of security	Overdue at the end of the year
	As at March 31, 2023	As at March 31, 2022			
From Commercial Bank - Under Recalled Loans	10,301.47	10,301.47	11.35% p.a	i) Subservient first pari-passu charge on all movable and immovable fixed assets, both present and future, including equitable mortgage on the land of the company with FACR 1.25 times (minimum) ii) Credit facilities are also secured by Personal guarantee of Mr. Gurmit Singh Mann, Chairman and Mr. Gurpal Singh, Director.	Principal overdue above 90 days ₹ 10301.47 lacs (Previous year ₹ 10,301.47 lacs). Interest overdue below 90 days of ₹ 465.22 lacs (Previous year ₹ 103.71 lacs) and above 90 days ₹ 10164.52 lacs (Previous year - ₹ 8,707.14 lacs).
From Commercial Bank - Under Recalled Loans	22,347.00	22,347.00	8.60% p.a	i) First sub-servient charge on all movable and immovable fixed assets, both present and future, including equitable mortgage on the land of the Company. ii) Personal guarantees Mr. Gurmit Singh Mann, Chairman and Ms. Gursimran Kaur Mann, MD of the Company.	Principal overdue above 90 days ₹ 22,347.00 lacs (Previous year - ₹ 22,347.00 lacs). Interest overdue below 90 days of ₹ 753.20 lacs (Previous year - ₹ 691.34 lacs) and above 90 days ₹ 12,412.85 lacs (Previous year - ₹ 9,516.37 lacs).
From Co-operative Bank - Under Recalled Loans	4,913.74	4,913.74	11.00% to 13% p.a	i) First pari passu charge on all movable and immovable fixed assets, both present and future, including equitable mortgage on the land of the Company subject to approval of and charges in favour of term lending institutions and Government of India on their Credit facilities, both present and future. ii) Mortgage of residential property of Promoter Director. iii) Personal guarantees of Mr. Gurmit Singh Mann, Chairman and Mr. Gurpal Singh, Director of the Company.	Principal overdue above 90 days ₹ 4,913.74 lacs (Previous year - ₹ 4913.74 lacs). Interest overdue below 90 days of ₹ 153.75 lacs (Previous year - ₹ 153.25 lacs) and above 90 days ₹ 3413.81 lacs (Previous year - ₹ 2,686.95 lacs).
Others - Under Recalled Loans	2,922.39	2,958.52	Range between 1.57 % to 10.00 % p.a.	i) Term loan from Sugar Development Fund of ₹ 2,922.39 lacs (previous year ₹ 2,958.52 lacs) is secured by way of second exclusive charge on all movable and immovable fixed assets of the respective division.	Principal overdue above 90 days ₹ 2922.39 lacs (Previous year - ₹ 2958.52 lacs).
From Co-operative Bank (SPPL) - Under Borrowings (Non Current) - Under Borrowings (Current)	1,687.85	1,687.85	11%	i) First charges on all the present and future Property, Plant & Equipment and current assets of the SPPL. ii) Assignment of leasehold rights over land, taken on lease by SPPL situated at Simbhaoli and Chilwaria, where its power plants are located, in favour of the bank. iii) Pledge of 1,929,655 equity shares held by the Holding Company in SPPL. iv) An irrevocable and unconditional guarantees from Mr. Gurmeet Singh Mann and Mr. Gurpal Singh, the Directors of the holding company. v) First Charge on receivables from Uttar Pradesh Power Corporation Limited by way of escrow account Mechanism.	Principal overdue below 90 days ₹ 525.00 lacs (Previous year - ₹ 602.30 lacs). Interest overdue below 90 days of ₹ # (Previous year - ₹ 16.50 lacs)

(B) Unsecured loans from Related Parties of ₹ 304.90 lacs (Previous year - ₹ 305.70 lacs) carry interest rate 9.40 % to 9.55 % p.a. are payable after repayment of term loan in accordance with Scheme.

(c) Short term borrowings (Secured)

Loan repayable on demand	Outstanding (₹ in lacs)		Rate of Interest	Nature of security	Overdue at the end of the year
	As at March 31, 2023	As at March 31, 2022			
From Commercial Banks - Under Recalled Loans	16,998.54	17187.32	12.5% pa	<ul style="list-style-type: none"> i) First pari passu charge by way of hypothecation of all current assets of respective division. ii) Third pari passu charge on entire fixed assets of the Company, both present and future, including equitable mortgage on the land of the Company. iii) First pari passu charge on pledge of 26.32 lacs equity shares of the Company held by Promoters iv) Personal guarantees of Mr. Gurmit Singh Mann, Chairman and Mr. Gurpal Singh, Director of the Company. v) Charge over SSL's Share of Dividend in Simbhaoli Power Private Limited 	Interest overdue of below 90 days ₹ 1486.64 lacs (Previous year - ₹ 1309.37 lacs) and above 90 days ₹ 30,163.53 lacs (Previous year - ₹ 24,400.46 lacs).
From Co-operative Bank - Under Recalled Loans	9039.27	9039.27	10.25% p.a	<ul style="list-style-type: none"> i) Pledge of sugar stock of the respective division of the Company. ii) Personal guarantees of Mr. Gurmit Singh Mann, Chairman, Mr. Gurpal Singh, Director and Ms Gursimran Kaur Mann, MD of the Company. iii) Equitable Mortgage of the Property of M/s. Simbhaoli Specialty Sugars Ltd. iv) Collaterally Secured by way of Hypothecation of Debtors of the Mill v) First Charge on the Semi-finished sugar including sugar in process, raw material of the Respective division of the company. vi) First Charge and Lien on the Land, Building Plant & Machinery of the respective division of the company subject to charge of the Government of India and Term Lending Institutions for the existing loan/credit facilities. 	Interest overdue below 90 days of ₹ 341.80 lacs (Previous year - ₹ 309.24 lacs) and above 90 days ₹ 5,618.46 lacs (Previous year - ₹ 4420.15 lacs)
From Co-operative Bank - Under Recalled Loans	2087.13	2324.73	11.50% p.a	<ul style="list-style-type: none"> i) Pledge of sugar stock of the respective division of the Company. ii) First Charge on the Semi-finished sugar including sugar in process, raw material of the respective division of the company. iii) Second Charge on the Land, Building Plant & Machinery of the respective division of the company iv) Personal guarantee of Mr. Gurmeet Singh Mann, Chairman, Mr. Gurpal Singh, Director and Ms. Gursimran Kaur Mann, MD of the Company 	Interest overdue below 90 days of ₹ NIL (Previous year - ₹ 81.27 lacs) and above 90 days ₹ NIL (Previous year - ₹ 144.45 lacs)

(D) Short Term Borrowings (Un-secured)

Loan repayable on demand	Outstanding (₹ in lacs)		Rate of Interest	Nature of security	Overdue at the end of the year
	As at March 31, 2023	As at March 31, 2022			
From Commercial Banks - Under Recalled Loans	15011.66	15014.66	Range between 9% to 10.70% p.a	N.A	Principal overdue above 90 days of ₹ 15,011.66 lacs (Previous year - ₹ 15,014.66 lacs). Interest overdue below 90 days of ₹ 949.85 lacs (Previous year - ₹ 857.72 lacs) and above 90 days ₹ 22,742.45 lacs (Previous year - ₹ 19,093.68 lacs).

9.i) Reconciliation of quarterly bank returns

The Bank returns were prepared and filed before the completion of all financial statement closure activities including Ind AS related adjustments/ reclassifications, as applicable, which led to these differences between the final books of accounts and the bank return which were based on provisional books of accounts. Further difference also arises on account of different valuation methodology adopted for valuing the finished goods stock in the books and for the purpose of reporting in the bank return. In the books, stock of finished goods is recorded at lower of cost or net realisable value but for bank purposes it is taken at net realisable value which is determined as per bank norms.

However there is no material difference in reporting the quantity of stock in the bank returns as compared to books of accounts.

(₹ in lacs)

Name of the bank	Quarter	Amount as per books of account	Amount as reported in the quarterly returns/ statements	Amount of difference
Working capital lenders	June 30, 2022	37,751.33	36,676.53	1,074.80
	September 30, 2022	17,947.98	15,983.47	1,964.51
	December 31, 2022	26,444.03	24,834.27	1,609.76
	March 31, 2023	44,020.85	43,797.89	222.96

10. Related Party disclosures under IND AS 24

i) Name of related parties and description of relationship:

Key Management Personnel (KMP):

- Mr. Gurmit Singh Mann - Chairman
- Mr. Gurpal Singh – Director
- Mr. Sanjay Tapriya – Director (ceased to be key management personnel w.e.f. November 01, 2021)
- Ms. Gursimran Kaur Mann - Managing Director
- Mr. Sachchida Nand Misra – Chief Operating Officer & Whole time Director
- Mr. H. P. Kain- Independent Director
- Mr. Atul Mahindru – Independent Director
- Mr. Shyam Sunder – Independent Director
- Justice (Retd.) C.K. Mahajan – Independent Director
- Mr. Aseem Sehgal- Independent Director
- Mr. Dayal Chand Popli – Chief Financial Officer
- Mr. Kamal Samtani – Company Secretary (ceased to be key management personnel w.e.f. March 01, 2023)
- Mr. Subham Kandhway – Company Secretary w.e.f May 26, 2023

Relatives of Key management personnel:

- Mr. G.M.S. Mann (HUF)

Enterprise over which key management personnel exercise significant influence:

- Dholadhar Developers Private Limited
(enterprise over which Mr. Gurmit Singh Mann and Ms. Gursimran Kaur Mann exercise significant influence)
- Dholadhar Investments Private Limited
(enterprise over which Mr. Gurmit Singh Mann and Ms. Gursimran Kaur Mann exercise significant influence)
- Mahajan Law House
(enterprise over which Mr. C.K. Mahajan exercise significant influence)

Trusts:

- Simbhaoli Sugars Limited Officer's Superannuation Scheme
- Simbhaoli Sugars Limited Employee Gratuity Scheme
- Simbhaoli India Foundation
- Casetech Employees Share Plan Trust

ii) **Transactions with the above parties :**
Statement of Related Parties Transactions for the year ended March 31, 2023

(₹ in lacs)

Description	Year ended Mar 31, 2023	Year ended Mar 31, 2022
Transactions		
Rent Received	0.12	0.12
Simbhaoli Foundation Trust	0.12	0.12
Directors Remuneration	242.55	75.33
Ms. Gursimran Kaur Mann	128.25	40.24
Mr. S.N.Misra	114.30	35.09
Key Managerial Remuneration	116.62	99.56
Mr. D.C.Popli	82.86	70.76
Mr. Kamal Samtani	33.76	28.80
Loans Repaid	0.80	7.49
Dholadhar Investments Private Limited	-	7.49
Mr. G. M. S. Mann	0.80	-
Interest paid	37.71	35.06
Dholadhar Investments Private Limited	37.71	35.06
Sale of Assets	-	19.37
Dholadhar Developers Private Limited	-	19.37
Sitting Fees paid	7.60	9.30
Mr. Shyam Sunder	1.85	2.25
Mr. Aseem Sehgal	1.85	2.25
Justice (Retd.) C.K.Mahajan	1.15	1.15
Mr. Atul Mahindru	0.90	1.40
Mr. H.P. Kain	1.85	2.25
Contribution in Trusts	12.27	115.63
Simbhaoli Superannuation Trust	12.27	12.52
Simbhaoli Gratuity Trust	-	103.11

Note: The transactions with related parties have been entered at an amount which are not materially different from those on normal commercial terms.

iii) **Balance outstanding at the end of the year**

(₹ in lacs)

Description	Year ended Mar 31, 2023	Year ended Mar 31, 2022
Trade payables	13.88	9.81
Mr. G.M.S. Mann	0.38	3.70
Ms. Gursimran Kaur Mann	9.58	2.36
Mr. S.N.Misra	2.87	-
Mr. Shyam Sunder	0.14	-
Mr. Atul Mahindru	0.14	-
Mr. B.K.Goswami	-	0.93
Justice (Retd.) C.K. Mahajan	0.14	-
Mr. D.C.Popli	0.14	2.16
Mr. Kamal Samtani	0.35	0.66
Mr. H.P. Kain	0.14	-
Long-term borrowings	304.90	305.70
Mr. G.M.S. Mann	-	0.80
Dholadhar Investments Private Limited	304.90	304.90
Trade Receivable	0.44	0.30
Simbhaoli Foundation Trust	0.44	0.30
Other Financial Liabilities- Current	127.45	93.51
Dholadhar Investments Private Limited	127.45	93.51
Investment outstanding - others (₹ in lacs)	-	0.15
Casetech Employee Share Plan Trust	-	0.15

- iv) In pursuance of the provisions of Section 197 and other applicable provisions of the Companies Act, 2013, the Board of Directors of the Company had re-appointment of Ms. Gursimran Kaur Mann, as Managing Director of the Company w.e.f. August 02, 2021 and Mr. Sachchida Nand Misra as Chief Operating Officer and Whole Time Director w.e.f. September 18, 2021 for a period of 2 years. The Company had also approached the lenders for acceding consent for payment of the remuneration to MD and COO & WTD. The Special Resolutions were passed at the 10th Annual General Meeting (AGM) held on September 27, 2021. Lenders with majority share in outstanding debt have provided their consent to pay the remuneration to above named persons. The Company is actively pursuing with other lenders for obtaining their consent, having belief that consent will be received in due course, and payment of remuneration has been made from the date of re-appointment, as stipulated by the majority of lenders led by the State Bank of India till March 31, 2023 amounting to ₹ 242.55 lacs (Including ₹ 158.34 Lacs for FY:2022-23). The details of remuneration paid during the financial year to the Managing Director, Chief Operating Officer and Whole Time Director and Key Management Personnel are as under :-

Details of Remuneration Paid/Payable to KMP

(₹ in lacs)

Particulars	Ms. Gursimran Kaur Mann	Mr. Sachchida Nand Misra	Mr. Dayal Chand Popli	Mr. Kamal Samtani
Year ended March 31, 2023				
Short-term employee benefits				
Salary	109.74	99.40	75.32	29.12
Perquisites	8.33	9.88	3.84	2.40
Post-employment benefits				
Contribution to Provident Fund, Gratuity and other Funds*	10.18	5.02	3.70	2.25
	128.25	114.30	82.86	33.77
Year ended March 31, 2022				
Short-term employee benefits				
Salary	33.87	30.02	64.31	24.61
Perquisites	3.58	3.56	3.50	2.28
Post-employment benefits				
Contribution to Provident Fund, Gratuity and other Funds*	2.79	1.51	2.95	1.91
	40.24	35.09	70.76	28.80

* The said amount does not include amount in respect of gratuity & leaves as the same are not ascertainable.

11. Segment reporting
i) Operating segments:

The Group's operating segments are business segments, viz. sugar and alcohol, basis which chief operating decision maker (CODM) evaluates the company's performance and allocates resources

ii) Geographical segments:

Since the Group's activities/operations are primarily within the country and considering the nature of products it deals in, the risks and returns are same and as such there is only one geographical segment.

iii) Segment accounting policies:

In addition to the significant accounting policies applicable to the business segments as set out in note 2 above the accounting policies in relation to segment accounting are as under:

a) Segment revenue and expenses:

Joint revenue and expenses of segments are allocated amongst them on a reasonable basis. All other segment revenue and expenses are directly attributable to the segments.

b) Segment assets and liabilities

Segment assets include all operating assets used by a segment and consist principally of operating cash, debtors, inventories and fixed assets, net of allowances and provisions which are reported as direct offsets in the balance sheet. Segment liabilities include all operating liabilities and consist principally of creditors and accrued liabilities. Segment assets and liabilities do not include income taxes. While most of the assets/liabilities can be directly attributed to individual segments, the carrying amount of certain assets/liabilities pertaining to two or more segments is allocated to the segments on a reasonable basis.

c) Inter segment sales

Inter segment sales between operating segments are accounted for at market price. These transactions are eliminated on consolidation.

iv) (a) Information About Business Segments

(₹ in lacs)

Particulars	Sugar		Alcohol		Power		Others		Elimination		Unallocated		Total		
	Current year	Previous year	Current year	Previous year	Current year #	Previous year ##	Current year	Previous year	Current year #	Previous year ##	Current year #	Previous year ##	Current year #	Previous year ##	
Segment revenue															
External sales:	97,157.84	85,238.74	38,274.71	49,385.20	-	4,090.67	2,279.37	1,616.73	(192.00)	(1,880.33)	-	-	137,519.92	138,451.01	
Inter segment sales	13,127.39	10,178.99	6.82	-	-	-	-	-	(13,134.21)	(10,178.99)	-	-	-	-	
Other operating Revenue	1,696.35	1,605.03	703.37	883.35	-	1,238.67	-	-	-	(0.17)	-	-	2,399.72	3,726.88	
Total revenue	111,981.58	97,022.76	38,984.90	50,268.55	-	5,329.34	2,279.37	1,616.73	(13,326.21)	(12,059.49)	-	-	139,919.64	142,177.89	
Segment results															
Unallocated expenses (net of income)	172.48	2,830.50	(1,332.87)	(1,033.21)	-	(677.15)	50.83	9.52	-	-	(589.14)	(133.99)	(589.14)	(133.99)	
Operating profit/(loss)													(520.42)	1,263.65	
Finance cost											2,547.04	4,533.65	2,547.04	4,533.65	
Exceptional items (net)											-	1,239.95	-	1,239.95	
Net Profit/(loss) after tax														(3,067.46)	(4,509.95)

Refer Note no.4

Refer Note no.23

Note: Inter segment revenues are eliminated upon consolidation and reflected in the adjustment and eliminations column finance income and costs, and fair value gains and losses on financial assets are not allocated to individual segments as the underlying instruments are managed at company level.

(b) Information About Business Segments

(₹ in lacs)

Particulars	Sugar		Alcohol		Others		Power		Unallocated		Total	
	As at March 31,2023 #	As at March 31,2022 ##	As at March 31,2023 #	As at March 31,2022 ##	As at March 31,2023 #	As at March 31,2022 ##	As at March 31,2023 #	As at March 31,2022 ##	As at March 31,2023 #	As at March 31,2022 ##	As at March 31,2023 #	As at March 31,2022 ##
OTHER INFORMATIONS												
ASSETS												
Segment assets	128,143.28	131,246.49	41,152.47	41,136.07	2,105.02	2,131.22	31,689.03	31,131.33	-	-	203,089.80	205,645.11
Unallocated assets	-	-	-	-	-	-	-	-	6,385.83	6,162.98	6,385.83	6,162.98
Total assets	128,143.28	131,246.49	41,152.47	41,136.07	2,105.02	2,131.22	31,689.03	31,131.33	6,385.83	6,162.98	209,475.63	211,808.09
EQUITY AND LIABILITIES												
Segment liabilities	71,121.82	72,367.52	2,600.52	2,746.66	1,808.08	1,836.69	2,916.70	3,417.02	-	-	78,447.12	80,367.89
Share capital and reserves									(11,891.08)	(8,665.83)	(11,891.08)	(8,665.83)
Minority Interest									10,393.78	10,392.89	10,393.78	10,392.89
Secured and unsecured loans									103,012.87	103,479.17	103,012.87	103,479.17
Unallocated liabilities									28,955.26	26,233.97	28,955.26	26,233.97
Total liabilities	71,121.82	72,367.52	2,600.52	2,746.66	1,808.08	1,836.69	2,916.70	3,417.02	130,470.83	131,440.20	208,917.95	211,808.09

Refer Note no.4

Refer Note no.23

(c) Reconciliations of amounts reflected in the financial statements
i) Reconciliation of assets

(₹ in lacs)

Particulars	As at March 31, 2023 #	As at March 31, 2022 ##
Segment operating assets	209,475.63	211,808.09
Total Assets	209,475.63	211,808.09

ii) Reconciliation of liabilities

(₹ in lacs)

Particulars	As at March 31, 2023 #	As at March 31, 2022 ##
Segment operating liabilities	208,917.95	211,808.09
Total Liabilities	208,917.95	211,808.09

(d) Geographical information:

The Group operated only in India during the year ended March 31, 2023 and March 31, 2022.

(e) Information about major customers:

No single customer contributed 10% or more of the total revenue of the Group for the year ended March 31, 2023 and March 31, 2022.

(f) Information About Business Segments

(₹ in lacs)

Particulars	Sugar		Alcohol		Power		Others		Unallocated		Total	
	Current year	Previous year	Current year	Previous year	Current year #	Previous year ##	Current year	Previous year	Current year #	Previous year ##	Current year #	Previous year ##
OTHER INFORMATIONS												
Capital expenditure	422.64	494.91	405.60	551.52	-	16.01	3.00	1.61	0.18	6.86	831.42	1,070.91
Depreciation and amortization expense (net of revaluation reserve)	2,341.99	2,313.61	836.67	896.91	-	1,015.45	3.01	2.78	15.26	17.99	3,196.93	4,246.74
Non cash expenses other than depreciation	77.89	287.35	66.22	141.29	-	-	46.58	-	10.00	244.86	200.69	673.50

Refer Note no.4

Refer Note no.23

Note: Capital expenditure consists of additions to property, plant and equipment, capital work in progress and intangible assets.

Non cash expenses other than depreciation includes loss on sale of PPE, impairment of investment, bad debts written off and provision of trade receivable & Others receivables.

12. Exceptional items :

Exceptional items represent write-off of Goodwill during the previous year .

13. Employee Benefits

The Company has classified the various benefits provided to employees as under: -

i) Defined Contribution Plan:

- > Provident fund
- > Superannuation fund

During the year, the Company has recognized the following amounts in the Consolidated Statement of Profit and Loss:

(₹ in lacs)

Description	Year ended March 31, 2023 #	Year ended March 31, 2022##
- Employers' Contribution to Provident Fund	489.79	467.78
- Employers' Contribution to Superannuation Fund	13.44	11.35

Refer Note no.4

Refer Note no.23

ii) Disclosure in respect of defined benefit plans (Gratuity & compensated absence) is as under:
• Principal Assumptions

Particulars	Gratuity (Funded)		Compensated Absence (Unfunded)	
	2022-23 #	2021-22 ##	2022-23 #	2021-22 ##
Discount Rate (Per Annum)	7.45%	7.07%	7.45%	7.13%
Expected Rate of Salary Increase				
- for the first Year	5.20%	5.20%	5.20%	3.47%
- and thereafter	5.00%	5.00%	5.00%	12901.00%
Mortality Rate (% of IALM 06-08)	100%	100%	100%	383%
Attrition/Withdrawal Rate	2.00%	2.00%	2.00%	1.33%
Rate of Leave Availment (Per Annum)				
-Earned Leave	NA	NA	0%	0%
-Sick Leave	NA	NA	10%	10%
Rate of Leave Encashment during Employment (Per Annum)	NA	NA	0%	0%

Refer Note no.4

Refer Note no.23

• **Amount Recognised in Consolidated Statement of Profit & Loss in respect of the Defined Benefit Obligation:**

(₹ in lacs)

Particulars	Gratuity (Funded)		Compensated Absence (Unfunded)	
	2022-23 #	2021-22 ##	2022-23 #	2021-22 ##
Components of defined benefit cost recognised in profit or loss				
Current Service Cost	118.50	128.45	88.61	105.93
Past Service Cost	-	-	-	-
Interest Cost	70.29	69.05	40.21	44.42
Actuarial (gain)/loss from change in demographic assumptions	-	-	-	-
Actuarial (gain)/loss from change in financial assumptions	-	-	(19.39)	(20.62)
Actuarial (gain)/loss arising from experience adjustments	-	-	128.44	16.01
Components of defined benefit cost recognised in consolidated statement of profit & loss	188.79	197.50	237.87	145.74
Components of defined benefit cost recognised in Other Comprehensive Income Actuarial (gain)/loss from change in demographic assumptions	-	-	-	-
Actuarial (gain)/loss from change in financial assumptions	(56.41)	(61.84)	-	-
Actuarial (gain)/loss arising from experience adjustments	131.70	(4.69)	-	-
Return on plan assets (higher)/lower than discount rate	93.18	(35.57)	-	-
Return on plan assets excluding amount in net interest expense	-	3.71	-	-
Total actuarial (gain)/loss recognised in Other Comprehensive Income	168.47	(98.39)	-	-
Total amount recognised in consolidated statement of profit & loss	357.26	99.11	237.87	145.74

Refer Note no.4

Refer Note no.23

• **The amount included in Balance Sheet arising from the company's obligation in respect of its defined benefit plan is as follows:**

(₹ in lacs)

Particulars	Gratuity (Funded)		Compensated Absence (Unfunded)	
	2022-23 #	2021-22 ##	2022-23 #	2021-22 ##
Present Value of Defined Benefit Obligation	1,894.17	2,081.70	715.52	655.90
Fair Value of Plan Asset	512.08	1,043.75	-	-
Net liability arising from defined benefit obligation	1,382.09	1,037.95	715.52	655.90
* Non Current Liability	-	-	511.01	453.17
* Current Liability	1,382.09	1,037.95	204.51	202.73

Refer Note no.4

Refer Note no.23

• **Movement in the fair value of plan assets are as follows:**

(₹ in lacs)

Particulars	Gratuity (Funded)		Compensated Absence (Unfunded)	
	2022-23 #	2021-22 ##	2022-23 #	2021-22 ##
Opening fair value of plan assets	847.38	1,001.48	NA	NA
Expected return on plan assets	58.85	64.93	NA	NA
Employer Contribution	13.65	128.44	NA	NA
Re measurement gain/(loss)	-	-		
* Return on plan assets (higher)/lower than discount rate	(93.76)	31.86	NA	NA
Benefit Paid	(314.03)	(182.97)	NA	NA
Closing fair value of plan assets	512.09	1,043.74	-	-

Refer Note no.4

Refer Note no.23

- Movement in the present value of defined benefit obligations are as follows:

(₹ in lacs)

Particulars	Gratuity (Funded)		Compensated Absence (Unfunded)	
	2022-23 #	2021-22 ##	2022-23 #	2021-22 ##
Opening defined benefit obligation	1,857.54	2,068.81	578.31	685.24
Current service cost	118.50	128.46	88.61	105.93
Interest cost	129.10	133.95	40.21	44.42
Remeasurement (gains)/losses:				
* Actuarial (gain)/loss from change in demographic assumptions	-	-	-	-
* Actuarial (gain)/loss from change in financial assumptions	(56.41)	(61.84)	(19.39)	(20.62)
* Actuarial (gain)/loss arising from experience adjustments	131.70	(4.69)	128.43	16.01
Past Service Cost	-	-	-	-
Benefits paid by employer	(314.03)	(182.97)	(160.65)	(175.07)
Benefits paid from plan assets	-	-	-	-
Closing defined benefit obligation	1,866.40	2,081.72	655.53	655.90

Refer Note no.4

Refer Note no.23

- Sensitivity Analysis Gratuity (Funded)

(₹ in lacs)

Particulars	Change in assumption by	Impact on defined benefit obligation				
		Increase/decrease	Increase in assumption		Decrease in assumption	
			2022-23 #	2021-22##	2022-23 #	2021-22##
Discounting rate	1.00%	In ₹	1,754.14	1,958.43	1,992.17	2,220.52
		In %	-8.45%	-7.93%	0.10	9.20%
Future salary growth rate	1.00%	In ₹	1,991.41	2,219.88	1,752.93	1,956.70
		In %	9.91%	9.27%	(0.09)	-8.10%
Attrition rate	0.50%	In ₹	1,883.43	2,096.78	1,847.66	2,065.04
		In %	1.80%	1.37%	0.01	-3.63%
Mortality rate	10.00%	In ₹	1,867.29	2,082.48	1,865.48	2,080.90
		In %	0.05%	0.03%	0.00	-0.03%

Refer Note no.4

Refer Note no.23

- Sensitivity Analysis Compensated Absence (Unfunded)

(₹ in lacs)

Particulars	Change in assumption by	Impact on defined benefit obligation				
		Increase/decrease	Increase in assumption		Decrease in assumption	
			2022-23 #	2021-22##	2022-23 #	2021-22##
Discounting rate	1.00%	In ₹	617.09	614.62	699.03	702.92
		In %	-7.25%	-7.43%	8.40%	8.60%
Future salary growth rate	1.00%	In ₹	699.66	703.37	659.91	613.53
		In %	8.50%	8.67%	-7.50%	-7.63%
Attrition rate	0.50%	In ₹	656.02	654.72	654.76	656.93
		In %	-0.10%	-0.20%	-1.00%	0.20%
Mortality rate	10.00%	In ₹	655.53	654.83	655.51	655.96
		In %	0.00%	0.00%	0.00%	0.00%

* The plan assets are maintained with ICICI Prudential life Insurance Company Ltd. The details of investment maintained by the ICICI prudential Life Insurance Company Ltd have not been made available to the Group and have therefore not been disclosed.

Refer Note no.4

Refer Note no.23

Disclosure relating to present value of defined benefit obligation and fair value of plant assets and net actuarial gain/ loss

(₹ in lacs)

Particulars	Gratuity (Funded)					Compensated Absences (Non funded)				
	2022-23 #	2021-22# #	2020-21	2019-20	2018-19	2022-23 #	2020-21# #	2019-20	2018-19	2017-18
Present value of obligation as at the end of the year	1,866.40	2,081.72	2,068.80	2,033.43	1,640.19	655.53	655.90	675.98	607.02	535.26
Fair value of plan assets as at the end of the year	512.09	1,043.74	1,001.48	1,130.84	1,125.72	-	-	-	-	-
Net asset/(liability) recognised in the balance sheet	(1,354.31)	(1,037.98)	(1,067.32)	(902.60)	(514.47)	(655.53)	(655.90)	(675.98)	(607.02)	(535.26)

Refer Note no.4

Refer Note no.23

• **Risks related to defined benefit plans:**

Valuations are performed on certain basic set of pre-determined assumptions and other regulatory framework which may vary overtime. Thus, the Company is exposed to various risks in providing the above benefits which are as follows:

Interest rate risk: The plan exposes the Company to the risk of fall in interest rates. A fall in interest rates will result in an increase in the ultimate cost of providing the above benefit and will thus result in an increase in the value of the liability (as shown in financial statements).

Liquidity Risk: This is the risk that the Company is not able to meet the short-term gratuity pay-outs. This may arise due to non-availability of enough cash / cash equivalent to meet the liabilities or holding of its liquid assets not being sold in time.

Salary Escalation Risk: The present value of the defined benefit plan is calculated with the assumption of salary increase rate of plan participants in future. Deviation in the rate of increase of salary in future for plan participants from the rate of increase in salary used to determine the present value of obligation will have a bearing on the plan's liability.

Demographic Risk: The Company has used certain mortality and attrition assumptions in valuation of the liability. The Company is exposed to the risk of actual experience turning out to be worse compared to the assumption.

Regulatory Risk: Gratuity benefit is paid in accordance with the requirements of the Payment of Gratuity Act, 1972 (as amended from time to time). There is a risk of change in regulations requiring higher gratuity payouts (e.g. Increase in the maximum limit on gratuity of ₹ 20,00,000).

Asset Liability Mismatching or Market Risk: The duration of the liability is longer compared to duration of assets, exposing the Company to market risk for volatilities/fall in interest rate.

Investment Risk: The probability or likelihood of occurrence of losses relative to the expected return on any particular investment.

Note:- The above is a standard list of risk exposures in providing the above benefit. The Company is advised to carefully examine the above list and make suitable amendments (including adding more risks, if relevant) to the same before disclosing the above in its financial statements.

Method and Assumptions related terms:

Discount Rate: Discount rate is the rate which is used to discount future benefit cash flows to determine the present value of the defined benefit obligation at the valuation date. The rate is based on the prevailing market yields of high quality corporate bonds at the valuation date for the expected term of the obligation. In countries where there are no such bonds, the market yields at the valuation date on government bonds for the expected term is used.

Salary Escalation Rate: The rate at which salaries are expected to escalate in future. It is used to determine the benefit based on salary at the date of separation.

Attrition Rate: The reduction in staff/employees of a company through normal means, such as retirement and resignation. This is natural in any business and industry

Mortality Rate: Mortality rate is a measure of the number of deaths (in general, or due to a specific cause) in a population, scaled to the size of that population, per unit of time.

Projected Unit Credit Method: The Projected Unit Credit Method (sometimes known as the accrued benefit method pro-rated on service or as the benefit/years of service method) considers each period of service as giving rise to an additional unit of benefit entitlement and measures each unit separately to build up the final obligation. The Projected Unit Credit Method requires an enterprise to attribute benefit to the current period (in order to determine current service cost) and the current and prior periods (in order to determine the present value of defined benefit obligations).

14.1) Following are the particulars of disputed dues on account of sales tax (trade tax), excise duty, service tax and Income tax matters that have not been deposited by the Company as at March 31, 2023.

Statute	Nature of Dues	Forum where Dispute is pending	Period to which the amount relates	Amount involved* (₹ in lacs)	Amount paid under protest (₹ in lacs)
Central Sales Tax ,1956	CST	Commercial Tax -Tribunal, Ghaziabad-2	2012-2013	102.88	1.59
			2013-2014	4.96	3.72
			2016-2017	6.62	0.42
U. P. Trade Tax Act	UPVAT/Entry Tax		2006-2007	27.76	8.66
			2016-2017	23.95	4.19
			2016-2017	1.43	-
			2017-2018	214.07	32.55
			2018-2019	974.30	95.58
			2019-2020	745.10	78.09
Kerala General State Tax	Turnover Tax	Dy. Commissioner Commercial Tax -A (Kozhikode) Kerala	2000-2001	2.17	1.08
Central Excise Act,1944	Excise Duty	High Court, Allahabad	1979-1980	11.01	11.01
		Customs, Excise & Service tax Appellate Tribunal	1995-1996	0.11	0.11
			2006-2007	2.58	-
			2011-2012	1.51	1.51
			2012-2013	0.18	0.18
			2015-2016	1.89	0.19
2017-2018	18.37	1.84			
Finance Act,1994	Service Tax	Customs, Excise & Service tax Appellate Tribunal	2015-2017	7.94	0.79
Income Tax Act, 1961	Income Tax	Commissioner of Income Tax (Appeals)	2015-2016	841.89	302.27
			2016-2017	39,493.03	-

* Amount as per demand orders and interest & penalty wherever indicated in order.

Refer Note no.4

ii) In the following instances the concerned statutory authority is in appeal against favourable orders received by the Group.

Statute	Nature of Dues	Forum where Dispute is pending	Period to which the amount relates	Amount involved (₹ in lacs)
Central Excise Act, 1944	Excise Duty	Customs, Excise & Service tax Appellate Tribunal	2003-2004	21.44
			2005-2006	1.24
			2008-2009	54.68

There are no dues in respect of income tax, customs duty, wealth tax and cess, which have not been deposited on account of any disputes except in respect of income tax demand of ₹ 32.78 lacs (Previous year of ₹ 30.94 lacs) arising on processing of TDS returns. The Group is in process of rectifying these returns and is confident that the demand will be substantially reduced.

15. Earnings per share

Description		Year ended March 31, 2023 #	Year ended March 31, 2022 ##
Profit/(loss) after tax and exceptional items as per Statement of Profit and Loss (in lacs)	(A)	(3,084.30)	(4,632.07)
Add/Less: Exceptional Items net of taxes (₹ in lacs)		-	1,239.95
Profit/(loss) after tax and before exceptional items (₹ in lacs)	(B)	(3,084.30)	(3,392.12)
Weighted average number of equity shares outstanding (Par value ₹ 10 per share)			
- For basic and diluted earnings per share (Nos.)	(C)	41279020	41279020
Earnings per share (₹)			
- Basic and diluted EPS before exceptional item	(B÷C)	(7.47)	(8.22)
- Basic and diluted EPS after exceptional item	(A÷C)	(7.47)	(11.22)

Refer Note no.4

Refer Note no.23

Note: Since effect of potential equity shares to be issued on conversion of warrant option is anti-dilutive the basic EPS is reported as diluted EPS.

16. Details of Revenue from sale of products.

(₹ in lacs)

Description	Year ended March 31, 2023 #	Year ended March 31, 2022 ##
Manufactured Products		
- Sugar	94,874.27	82,829.62
- Rectified spirit and Country Liquor	30,311.52	26,724.50
- Denatured spirit	1,613.98	16,204.53
- IMFL	111.92	262.57
- Sanitizer	1.30	237.25
- Power	-	3,737.00
- Others	2,183.76	98.99
Sub Total	129,096.74	130,094.46
Traded Products		
- ENA	5,416.74	4,263.04
- Blend CAB	-	1,238.98
-Corogen and others	919.07	1,072.38
Sub Total	6,335.81	6,574.40
Total	135,432.55	136,668.86

17. Capital Management

The capital structure as at March 31, 2023 and March 31, 2022 is as follows.

(₹ in lacs)

Particulars	As at March 31, 2023 #	As at March 31, 2022 ##
Total equity attributable to equity shareholders	(1,497.30)	1,727.06
Borrowings	59,876.26	59,913.19
Total Capital	58,378.96	61,640.25
Total equity attributable to equity shareholders as percentage of total capital	-2.56%	2.80%
Total borrowing as percentage of total capital	102.56%	97.20%

Refer Note no.4

Refer Note no.23

18. Financial risk management objectives

The Group's principal financial liabilities comprise loans and borrowings, trade payables and other payables. The main purpose of the financial liabilities is to finance the Group's operations. The Group's principal financial assets include loans, trade and other receivables and cash and bank balances that derive directly from its operations.

The Group's activities expose it mainly to credit risk, liquidity risk and market risk. This note explains the sources of risks which the entity is exposed to and how it mitigates that risk.

l) Credit risk

- Credit risk arises from the possibility that counter party may not be able to settle their obligations as agreed. Group is exposed to credit risk from trade receivables and deposits with banks. To manage this, Group periodically assesses the financial reliability of customers, taking into account factors such as credit track record in the market and past dealings with the group for extension of credit to customer. Outstanding customer receivables are regularly monitored. Concentrations of credit risk are limited as a result of the Company's large and diverse customer base. Group has also taken advances and security deposits from its customer / agents, which mitigate the credit risk to an extent. The ageing of the trade receivables is given below:

(₹ in lacs)

Particulars	As at March 31, 2023 #	As at March 31, 2022 ##
Up to 6 months	4,447.64	5,255.48
More than 6 months	2,858.31	1,847.79
Total receivables	7,305.95	7,103.27

Refer Note no.4

Refer Note no.23

- The impairment analysis is performed at each balance sheet date on individual basis for major clients. In additions a large number of minor receivables are grouped into homogenous group and assessed for impairment collectively. The Group makes specific provisions @100% / write offs in respect of major customers based on its previous experiences and increase in credit risks. The Group makes general provisions for lifetime expected credit loss in respect of receivables @ 50% on the amount of receivables overdue for more than 180 days and 25% on the amount of receivable overdue for more than 90 days to 180 days.

The change in loss allowances for trade receivables, advances to suppliers, security deposits and other assets is as under.

(₹ in lacs)

Particulars	Trade Receivables	Others Receivables	Security Deposits
Provision as at March 31, 2021 #	1,074.90	41.03	25.00
Provided during the year 2021-22	350.21	321.96	-
Amount written off	122.41	33.37	25.00
Reversed during the year 2021-22	22.23	-	-
Provision as at March 31, 2022 #	1,280.47	329.62	-
Provided during the year 2022-23	29.62	86.62	13.87
Amount written off	8.92	-	-
Reversed during the year 2022-23	40.54	11.47	-
Provision as at March 31, 2023 # #	1,260.63	404.77	13.87

Refer Note no.4

Refer Note no.23

- Group considers factors such as track record, size of the institution, market reputation and service standards to select the banks with which term deposits are maintained. Generally, term deposits are maintained with banks with which Group has also availed borrowings.

ii) Liquidity risk

Liquidity risk is the risk that a group may encounter difficulties in meeting its obligations associated with financial liabilities that are settled by delivering cash or other financial assets. Since the Group is making continuous losses, presently it monitors rolling forecasts of its liquidity requirements to ensure it has sufficient cash to meet operational needs. The table below provides undiscounted cash flows towards financial liabilities into relevant maturity based on the remaining period at the balance sheet to the contractual maturity date.

(₹ in lacs)

Particulars	As at March 31, 2023 #			
	Carrying amount	Less than 1 Year	1 to 5 Years	Total
Borrowings	103,012.86	102,707.96	304.90	103,012.86
Trade payables	71,442.08	71,442.08	-	71,442.08
Other financial liabilities- Current	32,477.78	32,477.78	-	32,477.78
Total	206,932.72	206,627.82	304.90	206,932.72

(₹ in lacs)

Particulars	As at March 31, 2022 ##			
	Carrying amount	Less than 1 Year	1 to 5 Years	Total
Borrowings	103,479.17	103,173.47	305.70	103,479.17
Trade payables	73,917.32	73,917.32	-	73,917.32
Other financial liabilities- Current	24,934.36	24,934.36	-	24,934.36
Total	202,330.85	202,025.15	305.70	202,330.85

Refer Note no.4

Refer Note no.23

iii) Market risk

The Group is exposed to the risk of movements in interest rates, inventory price and foreign currency exchange rates that affects its assets, liabilities and future transactions. Market risks comprises of four types of risks such as:

• Interest rate risks

Interest rate risk is the risk that the fair value or future cash flows of a financial instrument will fluctuate because of changes in market interest rates. The Group's exposure to the risk of changes in market interest rates relates primarily to the Company's borrowings obligations with floating interest rates.

• Commodity risk

Sugar industry being cyclical in nature, realisations get adversely affected during downturn. Higher cane price or higher production than the demand ultimately affect profitability. The Company has partly mitigated this risk adopting integrated business model by diversifying into distillation, for better price realisation of the by-products.

• Foreign exchange risk

Foreign currency risk is the risk that the fair value or future cash flows of an exposure will fluctuate because of changes in foreign exchange rates.

The Group's exposure to the risk of changes in foreign exchange rates is limited to the Group's operating activities (when revenue or expense is denominated in a foreign currency), which are not material.

Foreign Currency exposures that are not hedged by derivative instruments or otherwise as follows:

Description	As at March 31, 2023 #		As at March 31, 2022 ##	
	Amount in foreign currency (₹ In lacs)	Amount (₹ in lacs)	Amount in foreign currency (₹ In lacs)	Amount (₹ in lacs)
Trade Receivables –USD	\$1.03	77.67	\$1.03	77.67

Refer Note no.4

Refer Note no.23

iv) Regulatory risk

Sugar industry is regulated both by Central Government as well as State Government. Central and State Governments policies and regulations affect the sugar industry and the Company's operations and profitability. Distillery business is also dependent on the Government policy.

19. Financial instruments - Accounting, Classification and Fair value measurements

i) Financial instruments by category

As at March 31, 2023 #

Particulars	Carrying Value				(₹ in lacs)
	Cost	Amortised Cost	FVTPL	FVTOCI	Total
Financial assets					
Investment					
- Equity instruments					
- Mutual funds	-	-	669.61	-	669.61
- Government securities	5.62	-	-	-	5.62
- Others	-	0.15	-	-	0.15
Trade receivables	-	6,728.35	-	-	6,728.35
Cash and cash equivalent	-	2,156.05	-	-	2,156.05
Bank balances other than cash & cash equivalents	-	2,774.53	-	-	2,774.53
Other financial assets	-	1,781.59	-	-	1,781.59
Total financial assets	5.62	13,440.67	669.61	-	14,115.90
Financial liabilities					
Borrowings	-	103,012.86	-	-	103,012.86
Trade payables	-	71,442.08	-	-	71,442.08
Other financial liabilities	-	32,477.78	-	-	32,477.78
Total financial liabilities	-	206,932.72	-	-	206,932.72

As at March 31, 2022 ##
(₹ in lacs)

Particulars	Carrying Value				Total
	Cost	Amortised Cost	FVTPL	FVTOCI	
Financial assets					
Investment					
- Mutual funds	-	-	669.61	-	669.61
- Government securities	4.62	-	-	-	4.62
- Others	-	0.15	-	-	0.15
Trade receivables	-	6,380.83	-	-	6,380.83
Cash and cash equivalent	-	3,429.84	-	-	3,429.84
Bank balances other than cash & cash equivalents	-	2,021.86	-	-	2,021.86
Other financial assets	-	688.22	-	-	688.22
Total financial assets	4.62	12,520.90	669.61	-	13,195.13
Financial liabilities					
Borrowings	-	103,479.17	-	-	103,479.17
Trade payables	-	73,917.32	-	-	73,917.32
Other financial liabilities	-	29,716.57	-	-	29,716.57
Total financial liabilities	-	207,113.06	-	-	207,113.06

Refer Note no.4

Refer Note no.23

ii) Fair Value hierarchy

This section explains the judgements and estimates made in determining the fair values of the financial instruments that are recognized and measured at fair value. To provide an indication about the reliability of the inputs used in determining fair value, the Group has classified its financial instruments into the three levels prescribed under the accounting standard. An explanation of each level follows underneath the table.

Following methods and assumptions used to estimate the fair values:

Fair value of cash and cash equivalents and short term deposits, trade and other short term receivables, trade payables, short term borrowings and other current financial assets and liabilities carried at amortized cost is not materially different from its carrying cost, largely due to the short-term maturities of these financial assets and liabilities

Level 1: Quoted prices (unadjusted) in active markets for identical assets or liabilities.

Level 2: Inputs other than quoted prices included within Level 1 that are observable for the asset or liability, either directly or indirectly.

Level 3: Inputs for the assets or liabilities that are not based on observable market data (unobservable inputs).

There is no transfer from one level to another level during the year.

The following table provides the fair value measurement hierarchy of Group's assets and liabilities, grouped into Level 1 to Level 3 as described below:

(₹ in lacs)

Particulars	Carrying Amount	Fair value measurement using		
		Level 1	Level 2	Level 3
As at March 31, 2023 #				
Financial Assets				
-Investments-Current	669.61	669.61	-	-
Total	669.61	669.61	-	-
As at March 31, 2022 # #				
Financial Assets				
-Investments-Current	669.61	669.61	-	-
Total	669.61	669.61	-	-

Refer Note no.4

Refer Note no.23

20. Relationship with struck off companies-

(₹ in lacs)

Name of struck off Company	Nature of Transaction	Transaction during the year March 31 ,2023	Balance outstanding at the end of the year as at March 31,2023	Relationship with the Struck off company, if any, to be disclosed
Angelina Infratech Pvt.Ltd	Repair & Maintenance of Computer	-	(0.01)	No
VMS Consultants Pvt. Ltd.	Professional Charges	-	(0.32)	No
Munshi Ram Jute Products Pvt. Ltd.	Purchase of gunny bags	-	(0.19)	No
Sureka Equipments Pvt. Ltd.	Pur. of Spare Parts	-	(0.11)	No
Access Computech Pvt. Ltd.	Professional Charges	-	(0.17)	No
Spectra Air Luxury (India) Pvt.Ltd.	Professional Charges	-	(0.84)	No
Net4 Network Services Limited	Professional Charges	-	(0.01)	No
S.B.Reshellers Pvt Ltd	Pur. of Spare Parts	-	(0.17)	No

(₹ in lacs)

Name of struck off Company	Nature of Transaction	Transaction during the year March 31 ,2022	Balance outstanding at the end of the year as at March 31,2022	Relationship with the Struck off company, if any, to be disclosed
Angelina Infratech private limited	Repair & Maintenance of Computer	-	(0.01)	No
VMS Consultants Pvt. Ltd.	Professional Charges	-	(0.32)	No
S.B.Reshellers Pvt Ltd.	Pur. of Spare Parts	-	(0.14)	No

21. The Integrated Casetech Consultants Private Limited (ICCPL) has been contesting legal cases against certain mala fide activities resulting from breach of fiduciary duties committed by certain previous directors/senior executives of the ICCPL by making false recommendations and setting-up parallel business entities in competitive areas.

During the earlier years, the ICCPL has initiated legal proceedings to make recoveries from such directors/senior executives in the appropriate legal forums. The said directors/senior executives had also initiated a legal case before the Hon'ble Company Law Board (CLB) against the ICCPL, which was dismissed on February 23, 2016, however, on application of such directors/senior executives in the previous year, the matter was again admitted for hearing by the Hon'ble National Company Law Tribunal (NCLT). In another suite filed by the ICCPL, Hon'ble High Court of Delhi had granted the injunctions to refrain such director/senior executives from making the mis-representations, that they are associated with the ICCPL in any manner to the public at large. The said matter is sub-judices and the recovery proceedings are in progress.

22. (I) ICCPL had recognized revenue of ₹ 462.57 lacs as unbilled revenue in the earlier financial years, which had been in disputes with the counter parties. Further the counter parties had also hold back the payment of Earnest Money Deposits of ₹ 100.00 lacs, which has been shown as recoverable under the head "Other current financial assets" in the financial statements. Pending final settlement of the disputes, the unbilled revenue and Earnest Money Deposits balances are continued to be carried forward at the same amount, without making any provision for the expected credit losses and estimated probable losses on account of disputes. The auditors of ICCPL are not made available of appropriate impairment assessment carried out by the management and accordingly, expressed their opinion that they are unable to comment on the same, including the compliance of the Ind AS 36 and any consequential adjustment that may arise in this regard in the financial statements of ICCPL

(ii) Trade receivables includes overdue receivables for more than one year amounting to ₹ 218.86 lacs, which has been classified as considered good and against which provision for expected credit loss of ₹ 93.39 lacs has been made. Examination of records of ICCPL revealed that the counter parties had not accepted the invoices raised by ICCPL on account of various disputes in fulfilment of the contracts and are also not confirming that these payments are due to IPPCL as per their records. In absence of the confirmation and considering the fact of non admission of invoices, the auditor expressed their opinion that the entire receivable amount of ₹ 218.86 should have been provided for by ICCP. Consequently, as per the opinion of the auditors of ICCPL profit for the year, trade receivables and total equity as at the end of the year are overstated by ₹ 125.47 lacs.

(iii) The auditor of ICCPL has also qualify their opinion in the matter of the recognition of net deferred tax assets of ₹ 118.02 lacs in respect of past losses and other deductible temporary differences which in the opinion of the auditor is not in consonance with the Ind AS 12, as the probability of earning sufficient taxable profits in future is remote in view of the above mentioned qualifications. Consequently, as per the opinion of the auditors of ICCPL profit after tax for the year, deferred tax assets and total equity at the end of the year are overstated by the aforesaid amount.

23. The figures for the previous year ended March 31, 2022 have been restated in consolidated financial statements on account of consolidation of audited financial statement of SPPL for the year ended March 31, 2022. The original published consolidated financial statements and restated consolidated financial statements are as under:

(₹ in lacs)

Particulars	Published Figures	Restated Figures
	March 31,2022	March 31,2022
ASSETS		
Non current assets		
a) Property, plant and equipment	148,080.46	147,082.22
b) Capital work in progress	396.25	396.25
c) Other intangible assets	45.80	43.61
d) Financial assets		
i) Investments	4.77	4.77
ii) Trade receivables	683.03	683.03
iii) Others	220.38	220.38
e) Deferred tax assets (net)	129.02	129.02
f) Income tax assets (net)	419.40	419.40
g) Other non-current assets	594.07	593.34
Total non - current assets	150,573.18	149,572.02
Current assets		
a) Inventories	46,655.37	46,658.49
b) Financial assets		
i) Investment	14.56	669.61
ii) Trade receivables	7,562.77	5,697.80
iii) Cash & cash equivalents	4,642.61	3,429.84
iv) Bank balance other than (iii) above	2,021.86	2,021.86
iv) Others	1,451.69	467.84
c) Other current assets	1,956.24	3,256.90
d) Assets classified as held for sale	33.73	33.73
Total current assets	64,338.83	62,236.07
TOTAL ASSETS	214,912.01	211,808.09
Equity and liabilities		
Equity		
a) Equity share capital	4,127.90	4,127.90
b) Other equity	(11,053.15)	(12,793.73)
c) Non-controlling interest	11,037.25	10,392.89
	4,112.00	1,727.06
Liabilities		
Non-current liabilities		
(a) Financial liabilities		
i) Borrowings	1,388.86	305.70
ii) Other	3,741.80	4,782.21
(b) Provisions	453.17	453.17
Total non - current liabilities	5,583.83	5,541.08
Current liabilities		
(a) Financial liabilities		
i) Borrowings	104,377.16	103,173.47
ii) Trade payable		
(a) Total outstanding dues of the Micro, Small Enterprises	436.59	438.97
(b) Total outstanding other than (a) above	73,059.24	73,478.35
iii) Other financial Liabilities	24,887.87	24,934.36
(b) Other current liabilities	1,629.07	1,727.02
(c) Provisions	312.56	287.45
(d) Income tax liabilities (net)	513.69	500.33
Total current liabilities	205,216.18	204,539.95
TOTAL EQUITY AND LIABILITIES	214,912.01	211,808.09

(₹ in lacs)

Particulars	Published Figures	Restated Figures
	March 31,2022	March 31,2022
Revenue from operations		
Revenue from operations	138,530.07	142,177.89
Other Income	2,782.58	453.39
Total income	141,312.65	142,631.28
Expenses		
Cost of materials consumed	81,677.44	82,408.32
Purchases of stock-in-trade	6,877.58	6,877.58
Changes in inventories of finished goods, work-in-progress and stock-in-trade	170.70	170.03
Excise Duty on sale of goods	23,633.84	23,633.84
Employee benefits expense	6,948.71	7,651.86
Finance costs	2,883.52	4,533.65
Depreciation and amortization expense	3,231.28	4,246.74
Power and Fuel	3,047.56	1,852.38
Other expenses	13,724.18	14,526.88
Total expenses	142,194.81	145,901.28
Profit/(loss) before exceptional items and tax	(882.16)	(3,270.00)
Exceptional items - expenses/(income)	1,239.95	1,239.95
Profit/(loss) before tax	(2,122.11)	(4,509.95)
Tax expense:		
- Current Tax	2.66	2.66
- Deferred Tax	(0.55)	(0.55)
- Tax adjustments related to earlier years	120.01	120.01
Total Tax Expense	122.12	122.12
Profit after Tax	(2,244.23)	(4,632.07)
Other Comprehensive Income		
A. (i) Items that will not be re-classified to profit or loss:	95.47	98.37
(ii) Income tax relating to items that will not be re-classified to profit or loss	(2.96)	(2.96)
B. (i) Items that will be re-classified to profit or loss:	-	-
(ii) Income Tax relating to items that may be reclassified to profit or loss	-	-
Total Other Comprehensive Income (net of tax)	92.51	95.41
Total Comprehensive Income	(2,151.72)	(4,536.66)
Profit/loss for the year attributable to:		
1) Owners of the parent	(2,243.04)	(3,985.10)
2) Non-Controlling Interest	(1.19)	(646.97)
Other Comprehensive Income attributable to:		
1) Owners of the parent	91.25	92.73
2) Non-Controlling Interest	1.26	2.68
Total Comprehensive Income attributable to:		
1) Owners of the parent	(2,151.79)	(3,892.37)
2) Non-Controlling Interest	0.07	(644.29)
Earnings per equity share-basic/diluted (Rs.)		
- Before exceptional items	(2.43)	(8.22)
- After exceptional items	(5.44)	(11.22)

(₹ in lacs)

Particulars	Published Figures	Restated Figures
	March 31,2022	March 31,2022
Cash Flow from Operating Activities	4,486.30	7,230.74
Cash Flow from Investing Activities	(56.76)	(1,133.90)
Cash Flow from Financing Activities	(5,269.90)	(8,149.97)
Net increase/(decrease) in cash and cash equivalents	(840.36)	(2,053.13)
Cash and cash equivalents (opening balance)	5482.97	5482.97
Cash and cash equivalents (closing balance)	4,642.61	3,429.84

24. TAX EXPENSE
A. Income Tax Expense

(₹ in lacs)

Particulars	Year ended March 31, 2023 #	Year ended March 31, 2022# #
Current tax	1.36	2.66
Deferred tax	11.00	2.41
Income Tax adjustment	0.61	120.01
Total Income Tax Expenses	12.97	125.08

Refer Note no.4

Refer Note no.23

B. Reconciliation of tax expense and accounting profit multiplied by India's tax rate:

(₹ in lacs)

Particulars	Year ended March 31, 2023 #	Year ended March 31, 2022# #
Profit/(Loss) for the year (before income tax expense)	(3,067.46)	(4,509.95)
Tax Expenses as per applicable tax rate*	(1,097.80)	(649.60)
Expenses not allowed for tax purposes	46.31	122.85
Reversal of Deferred Tax liability on land (Net)	(208.46)	(238.24)
Deferred Tax Assets on business losses and unabsorbed depreciation not recognised	1,155.43	709.63
Deferred Tax Assets on gratuity not recognised	116.88	60.43
Income Tax adjustment	0.61	120.01
Total	12.97	125.08

-Applicable Tax Rate- For parent company 34.94%

For Subsidiary companies 25.17%

Refer Note no.4

Refer Note no.23

25. Additional Information pursuant to Schedule III to the Companies Act, 2013, of subsidiaries as per standalone financial statements of each entity:

Name of the entity	Country of Incorporation	% of voting power	Net Assets i.e. Total Assets minus Total Liabilities		Share in Profit or Loss		Share in Other Comprehensive Income		Share in Total Comprehensive Income	
			As % of consolidated net assets	Amount (₹ in lacs)	As % of consolidated profit or loss	Amount (₹ in lacs)	As % of consolidated Other comprehensive income	Amount (₹ in lacs)	As % of consolidated total comprehensive income	Amount (₹ in lacs)
As at March 31, 2023 #										
Parent										
Simbhaoli Sugars Limited			388.92	(5,823.34)	101.75	(3,138.36)	93.02	(153.66)	101.31	(3,292.02)
Subsidiaries- Indian										
Simbhaoli Specialty Sugars Private Limited	India	100.00	(9.54)	142.81	(0.12)	3.65	-	-	(0.11)	3.65
Integrated Casetech Consultants Private Limited	India	85.16	(21.48)	321.61	(0.48)	14.89	5.94	(9.81)	(0.16)	5.08
Simbhaoli Power Private Limited	India	51.00	(903.06)	13,521.59	-	-	-	-	-	-
Non- Controlling interest			(694.17)	10,393.78	(0.08)	2.60	1.04	(1.71)	(0.03)	0.89
Add/(less) : Consolidation adjustments			1,339.33	(20,053.75)	(1.07)	32.92	-	-	(1.01)	32.92
Total			100.00	(1,497.30)	100.00	(3,084.30)	100.00	(165.18)	100.00	(3,249.48)
As at March 31, 2022 ##										
Parent										
Simbhaoli Sugars Limited			(148.02)	(2,556.44)	22.01	(1,019.69)	88.09	84.05	20.62	(935.64)
Subsidiaries- Indian										
Simbhaoli Specialty Sugars Private Limited	India	100.00	8.06	139.15	0.05	(2.25)	-	-	0.05	(2.25)
Integrated Casetech Consultants Private Limited	India	85.16	18.28	315.63	0.14	(6.66)	7.55	7.20	(0.01)	0.54
Simbhaoli Power Private Limited	India	51.00	782.93	13,521.59	40.03	(1,854.03)	1.55	1.48	40.84	(1,852.55)
Non- Controlling interest			601.77	10,392.89	13.97	(646.97)	2.81	2.68	14.20	(644.29)
Add/(less) : Consolidation adjustments			(1,163.02)	(20,085.76)	23.80	(1,102.47)	-	-	24.30	(1,102.47)
Total			100.00	1,727.06	100.00	(4,632.07)	100.00	95.41	100.00	(4,536.66)

Refer Note no.4

Refer Note no.24

26. Additional regulatory information

- i) The Group has not traded or invested in Crypto currency or Virtual Currency during the year.
- ii) The Group has not advanced or loaned or invested funds to any other person(s) or entity(ies), including foreign entities (Intermediaries) with the understanding that the Intermediary shall:
 - (a) directly or indirectly lend or invest in other persons or entities identified in any manner whatsoever by or on behalf of the group (Ultimate Beneficiaries) or
 - (b) provide any guarantee, security or the like to or on behalf of the Ultimate Beneficiaries.
- iii) The Group has not received any fund from any person(s) or entity(ies), including foreign entities (Funding Party) with the understanding (whether recorded in writing or otherwise) that the Company shall:
 - (a) directly or indirectly lend or invest in other persons or entities identified in any manner whatsoever by or on behalf of the Funding Party (Ultimate Beneficiaries) or
 - (b) provide any guarantee, security or the like on behalf of the Ultimate Beneficiaries.
- iv) There are no proceedings against group, being the Group registered under "the Act", that have been initiated or pending against them for holding any benami property under the Benami Transactions (Prohibition) Act, 1988 (45 of 1988) and the rules made thereunder.
- v) The Group have not any such transaction which is not recorded in the books of accounts that has been surrendered or disclosed as income during the year in the tax assessments under the Income Tax Act, 1961 (such as, search or survey or any other relevant provisions of the Income Tax Act, 1961
- vi) The company has not granted any loans or advances in the nature of loans to promoters, directors, KMPs, and the related parties(as defined under Companies Act, 2013), either severally or jointly with any other person, that are:
 - a) repayment of demand; or
 - b) granted without specifying any terms or period of repayment.
- vii) No scheme of arrangement has been approved by the competent authority in terms of Section 230 to 237 of The Companies Act, 2013.

27. Details of loan and advances given, investment made and securities provided as required to be disclosed as per provisions of Section 186 (4) of the Companies Act, 2013 have been disclosed in respective heads.

In terms of our report attached

For MITTAL GUPTA & CO.

Chartered Accountants
FRN - 001874C

B. L. GUPTA
Partner
(M. No. - 073794)

Place : Kanpur (U.P)
Date : May 26,2023

For and on behalf of the Board of Directors

Gurmit Singh Mann
Chairman
DIN - 00066653

Dayal Chand Popli
Chief Financial Officer
FCMA - 12257

Place : Simbhaoli ,Hapur (U.P)
Date : May 26,2023

Gursimran Kaur Mann
Managing Director
DIN - 00642094

Subham Kandhway
Company Secretary
F - 10757

Sachchida Nand Misra
Chief Operating Officer
DIN - 06714324

Virendra Kumar Singh
AGM-Accounts

Printed Matter

If undelivered please return to :
Registered Office
Simbhaoli Sugars Limited
Simbhaoli, District Hapur, Uttar Pradesh - 245207, India



India's largest integrated sugar refinery

• Simbhaoli Sugar Complex • Brijnathpur Sugar Complex • Chilwaria Sugar Complex